

Hydro Hawkesbury Inc.
Distribution System Asset
Assessment Study

Submission: January 17, 2019



Prepared for:

Hydro Hawkesbury
850 Tupper Street
Hawkesbury, ON
K6A 3S7

Prepared by:

Stantec Consulting Ltd.
1331 Clyde Avenue, Suite 400
Ottawa, ON
K2C 3G4

Issued for Final

Project 163302520

Table of Contents

EXECUTIVE SUMMARY	1
1 OVERVIEW OF ASSETS MANAGED.....	3
1.1 DESCRIPTION OF DISTRIBUTION SERVICE AREA	3
1.2 DESCRIPTION OF SYSTEM CONFIGURATION	3
1.3 DESCRIPTION OF SYSTEM PROFILE AND CONDITION	4
1.3.1 Wooden Poles	4
1.3.2 Distribution Transformers	4
1.3.3 Overhead Line Switches.....	5
1.3.4 Overhead Insulators, Cutouts, and Lightning Arrestors	5
1.3.5 Overhead Conductors	6
1.3.6 Distribution Substations and Associated Equipment.	6
1.4 DESCRIPTION OF SYSTEM ASSET UTILIZATION	6
2 DISTRIBUTION SYSTEM ASSET ASSESSMENT	7
2.1 ASSET REGISTER UPDATE	7
2.2 ASSET CONDITION ASSESSMENT	7
2.2.1 Asset Condition Index (ACI)	8
2.2.2 Asset Condition Description.....	8
2.3 SUMMARY OF ASSET CONDITION ASSESSMENT.....	14
2.4 ASSET CONSTRAINT ASSESSMENT.....	15
3 ASSET INSPECTION AND MAINTENANCE PROGRAM	18
3.1 REVIEW OF EXISTING INSPECTIONS AND MAINTENANCE PLAN	18
3.2 RECOMMENDATIONS ON THE INSPECTIONS AND MAINTENANCE PLAN	18
3.2.1 Non-Substation Assets.....	18
3.2.2 Substation Assets.....	21
3.2.2.1 Inspections and Maintenance Frequency.....	22
4 SUMMARY OF RECOMMENDATIONS	28

Appendix A	Pole and Overhead Equipment Register
Appendix B	Distribution Transformer Register
Appendix C	Overhead Line Switch Register
Appendix D	115kV MTS Station Asset Register
Appendix E	4kV MS Station Asset Register
Appendix F	Switch Inspection Sheet
Appendix G	Maintenance Specifications for 115kV and 44kV Substations (provided separately)

EXECUTIVE SUMMARY

Hydro Hawkesbury Inc. (HHI) is a local distribution company in the Town of Hawkesbury. HHI is legislated by the Ontario Energy Board (OEB) and the Town of Hawkesbury is the sole shareholder. HHI has been incorporated since November 1, 2000 and distributes electricity to almost 5,500 customers.

Stantec was retained by HHI to perform an independent Asset Condition Assessment of the distribution system, in accordance with OEB's requirements. The assessment is based on a review of available documentation, input from HHI field staff, and field surveys of selected sets of assets. This report supports HHI's multi-level commitment in achieving asset management objectives for its stakeholders.

HHI's major assets include a 115kV station 'MTS', a 44kV station 'MS', and approximately 1,595 poles, 786 distribution transformers, 68 switches, 6 reclosers, and 69km of overhead conductors. As part of this assessment, Stantec reviewed HHI's existing asset inspections and maintenance plans. This report recommends updates and additions to the maintenance plans for the two distribution substations and their associated equipment.

The existing asset registers for poles and distribution transformers were updated based on the field surveys and recommendations made for assets requiring immediate attention. The existing registers were also compared with the asset's actual information on site: they were found to be accurate, with a few exceptions. New registers were initiated for the two substations and their associated equipment, as well as for overhead line switches with data collected during visual inspections. All these registers should be continuously updated during the annual maintenance cycle.

The assessment excluded any assets owned by HHI customers, such as substations and distribution equipment supplied at 12.47kV or 44kV, low voltage secondary devices, low voltage services, or service entrances.

A new evaluation system, the Asset Condition Index (ACI), was developed to categorize each asset and document their condition and maintenance requirements. This index will help HHI track asset condition as well as plan and manage budgets for replacement and/or refurbishment.

Overall, the assessment shows that most of the assets owned and operated by HHI are categorized as either 'Good' or 'Fair', with some exceptions.

- 91% of the wooden poles are in 'Good' or 'Fair' condition. It is recommended that the remaining poles be inspected more frequently and that they be included in HHI's annual pole replacement program.
- 52% of the distribution transformers have been in service for more than their average useful life of 40 years. It is recommended that these transformers be inspected more frequently. It is recommended that HHI adopts a transformer assessment methodology and establishes a transformer replacement program in the near future, similar to the pole replacement program, to start phasing out or refurbishing aging transformers.

With appropriate inspection and maintenance, both wooden poles and distribution transformers are expected to last longer than their typical life spans. Two in-service wooden poles and two pole mounted distribution transformers were categorized as 'Fail' and are recommended to be replaced immediately. HHI also runs asset replacement programs for overhead conductors, pole mounted insulators, cutouts, and lightning arresters.

The asset constraint assessment indicated that the distribution station transformers have sufficient capacities to meet load demands in the coming years considering the insignificant load growth forecast.

As required by the OEB, HHI has a three-year distribution asset inspection and maintenance program. Modifications to the existing inspection and maintenance plans have been proposed to emphasize assets nearing their typical end of life. A detailed maintenance and testing program is recommended for the two distribution stations, 115kV MTS and 44kV MS, operated by HHI.

The adverse impacts of climate (e.g., ice storms, heavy winds, etc.) that could potentially damage the assets are not considered in the recommendations for asset replacement or maintenance programs.

1 OVERVIEW OF ASSETS MANAGED

1.1 DESCRIPTION OF DISTRIBUTION SERVICE AREA

The service territory of Hydro Hawkesbury Inc. (HHI) is the Town of Hawkesbury, covering an area of 8.6km². The distribution service area is entirely urban with no rural areas.

The climate in the HHI service area is a humid continental climate with four distinct seasons: warm summers, cold snowy winters, moderate spring and autumn temperatures, and no dry season. The average annual temperature in Hawkesbury is 11°C with a range between -18°C and 27°C. Extreme temperatures are possible, ranging from -44°C to 38°C. The average monthly precipitation is 68mm. The average annual precipitation is 811mm, with rain in the summer and snow in the winter.

The distribution voltage supplied by HHI is 12.47kV. The majority of the distribution comprises overhead conductors with an estimated 43km three-phase and 26km single-phase runs on wooden poles.

The Town of Hawkesbury's population has decreased by 2.7% from 10,551 in 2011 to 10,263 in 2016. The town has experienced small increases in commercial and industrial loading with corresponding infrastructure growth.

1.2 DESCRIPTION OF SYSTEM CONFIGURATION

HHI owns and operates two main distribution substations: a 115kV substation in the west end of town identified as MTS, and a 44kV substation in the east end of town identified as MS. HHI receives its supply from Hydro One Networks Incorporated (HONI). The 115kV MTS is connected via circuit 79M1, which is an extension of circuit H9A from Hawthorne TS. The 44kV MS is connected via circuit 26M24 from Longueil TS.

The 115kV MTS station mainly feeds the west and north-east ends of town with three 12.47kV feeders identified as 55F1, 55F2, and 55F3. The 44kV MS station mainly feeds the south-east end of town via two 12.47kV feeders identified as G43F1 and G43F2. A third feeder, G43F3, is out of service. The 12.47kV supply feeders of the two substations have a 30-degree phase angle difference. Therefore, the 12.47kV supply from the two substations cannot be paralleled. A power outage is required to transfer load from one substation to the other.

The 115kV MTS station has two transformers in service, 55T2 and 55T3. Each transformer feeds its own 12.47kV bus and the normally opened bus tie device can be used to connect the two busses. 55T3 supplies two feeders 55F1 and 55F2, while 55T2 supplies one feeder 55F3. An additional feeder 55F4 is available for future use. In case one transformer fails, the load can be transferred to the other transformer. The 44kV MS station also has two transformers, G43T1 and G43T2, that both have identical 10MVA ratings. Only transformer G43T2 is in service and supplies load. G43T1 is energized but isolated from the 12.47kV bus: it is an emergency backup for customer loads.

Both substations supply 12.47kV power across town through an extensive distribution network. The 12.47kV distribution network is mainly overhead and includes 1,595 poles carrying overhead conductors: 43km of three-phase and 26km of single-phase circuits feed 651 pole mounted transformers. The distribution network also includes underground buried high voltage cables feeding 135 pad mounted transformers in some residential subdivisions.

1.3 DESCRIPTION OF SYSTEM PROFILE AND CONDITION

The typical useful life span of HHI's assets are based on the Ontario Energy Board's (OEB) Asset Depreciation Study report for electricity distributors in Ontario, except for the wooden poles which are set at 50 years as per HHI's Distribution System Plan (DSP).

Table 1 Useful Life Span of Various Utility Assets as per OEB

Description	Average Useful Life (years)	Useful Life Range (years)	Asset Quantity
Wooden Poles	45 ^A	35 to 75	1,595
Pole Mounted Transformers	40	30 to 60	651
Pad Mounted Transformers	40	25 to 45	135
Overhead Conductors	60	50 to 75	69km
Overhead Line Switch	45	30 to 55	68*
Reclosers	40	25 to 55	6
Substation Transformers	45	25 to 60	5

^A As per HHI's DSP, the average useful life for wooden poles is set at 50 years for the assessment

* Approximate Quantity

1.3.1 Wooden Poles

HHI's overhead distribution service for high voltage feeders is mainly comprised of wooden poles, which also includes Bell owned poles carrying both power and telecommunication equipment. The height of the wooden poles ranges from 25ft to 55ft, all of which supports other assets such as pole mounted transformers, cross arms, cutouts, load break switches, insulators, lightning arrestors, and conductors. The useful life span of wooden poles varies from 35 to 75 years. The average life span for HHI poles is set at 50 years for this assessment. Figure 1 shows the age profile of all the hydro poles in decades; the largest number of poles were installed in the 1970s.

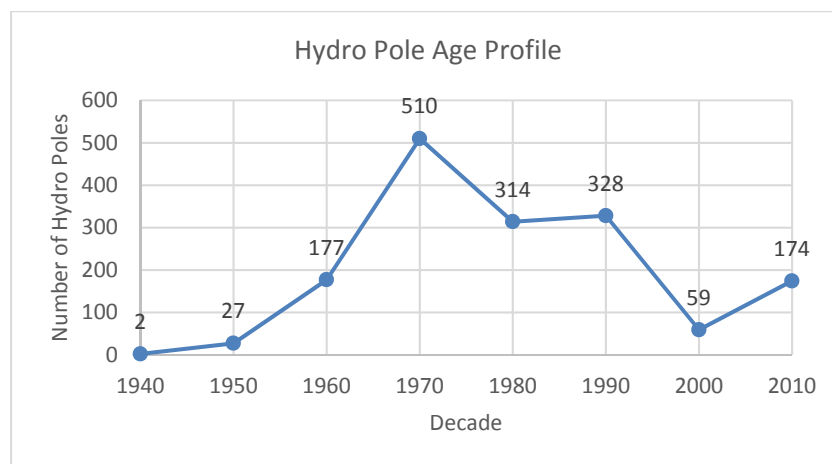


Figure 1 Wooden Pole Age Profile Distribution over Decades

1.3.2 Distribution Transformers

HHI owns and operates a combination of 651 overhead pole mounted and 135 pad mounted distribution transformers. These step-down transformers supply low voltage power to HHI's customers. The average useful life span of the distribution transformers is 40 years and can last up to 60 years. Most of the pole mounted units were installed in the 1960s and 1970s. Underground

distribution with pad mounted transformers are more prevalent in new residential communities, and the number of pad mounted transformers increased in the 1980s, 1990s and 2000s. The age profiles of both types of transformers are shown in Figure 2.

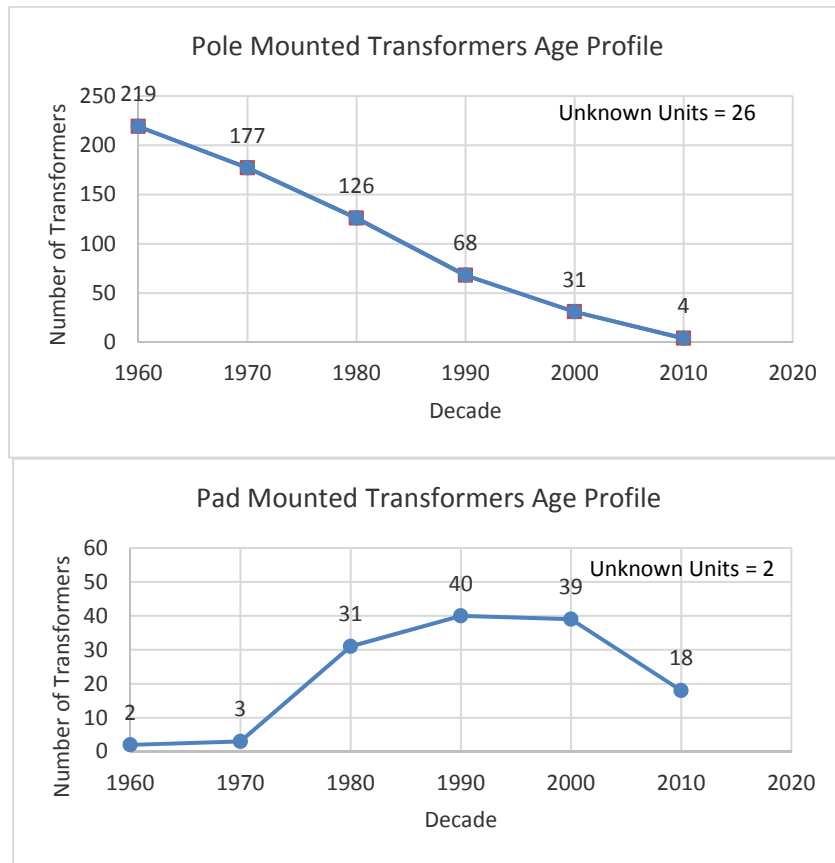


Figure 2 Transformers Age Profile Distribution over Decades

1.3.3 Overhead Line Switches

HHI's 12.47kV distribution system includes approximately 68 overhead pole mounted switches with both porcelain and polymer insulators, excluding distribution substation switches.

The 12.47kV distribution system has 12 load break switches with ground operated shafts. The remaining are in-line, under arm, or tie switches. The primary function of these switches is to isolate line sections, de-energize equipment, and transfer load among feeders. The useful life span of overhead line switches varies from 30 to 55 years, with an average of 45 years. The useful life of switches depends on various factors, including mechanical stress, electrical loading, number of operations, and regular maintenance practices.

1.3.4 Overhead Insulators, Cutouts, and Lightning Arrestors

In HHI's 12.47kV distribution system, most of the overhead insulators, cutouts, and lightning arrestors are the porcelain type from the original installation. The insulators are mounted on cross arms, as top pins on poles, post insulators, line insulators, etc. Similarly, the cutouts and the lightning arrestors are mounted on cross arms or directly on the pole structure. HHI is currently replacing these assets under a long-term replacement program: polymer type insulators will be installed, offering longer lifespan and better performance. At the end of this replacement program, all the overhead insulators, cutouts, and lightning arrestors are expected to be between 5 to 10 years of in-service life.

1.3.5 Overhead Conductors

HHI's existing 12.47kV distribution system includes 43km of three-phase circuits and 26km of single-phase circuits. Overhead conductors have an average life span of 60 years, unless they are overloaded and require replacement. HHI had predominantly 3/0 AWG ACSR sized conductors for the main 12.47kV feeders throughout the distribution area. Under the long-term replacement program, HHI is upgrading the overhead conductors to 336MCM ACSR identified in the 2007 load flow study.

1.3.6 Distribution Substations and Associated Equipment.

HHI operates two high voltage substations, 115kV MTS and 44kV MS. The 115kV MTS station was upgraded in 2017. Prior to 2011, the MTS station consisted of two 7.5MVA redundant transformers feeding secondary busses with a normally open tie switch. With the recent upgrades, the MTS station now has a new 15MVA transformer 55T3 and a refurbished 7.5MVA transformer 55T2. All the 115kV equipment, including the SF₆ circuit switchers, load breaks, and lightning arrestors on the primary side and the lightning arrestors on the secondary side, have been upgraded. The 12.47kV bus structure and ancillary equipment are from the original 1980s construction.

The 115kV MTS station also has a new Protection and Control building (P&C) with overcurrent and transformer protection relays. A battery bank and charging system also supply power to the DC loads.

The 44kV MS station also has two transformers: the older transformer from 1985 is energized but is used as an emergency backup to the main in-service transformer from 2011. Both transformers have been refurbished in the last 4-5 years. The primary side load break switch and surge arrestors, and the secondary side lightning arrestors and disconnect switch at the new transformer G43T2 were installed in 2011. The primary side equipment of the old transformer G43T1, secondary 12.47kV bus structure and reclosers are from the original 1980s construction.

1.4 DESCRIPTION OF SYSTEM ASSET UTILIZATION

HHI's system losses are monitored on an annual basis. System design and operation is managed such that the system losses are maintained within the OEB threshold of 5%, as defined in the Ontario Electricity Distributor Practices Relating to Management of System Losses report from 2008. The load flow study carried out on the distribution system in 2007 recommended the replacement of the main trunk 3/0 AWG ACSR conductors with 336MCM ACSR conductors. Since then, HHI has adopted an annual program to replace sections of the overhead conductors every year. This multi-year program will be completed in 2025.

The secondary output voltages of 12.47kV on both the HHI distribution substations (MS and MTS) are 30-degree out of phase, resulting in the systems not being able to run in parallel or using make-before-break switching operations between them. This results in a brief power outage in a feeder when transferring it from one station to the other. However, the transfer among feeders of the same station takes place in a make-before-break transfer (or closed transition transfer) without needing a power outage.

2 DISTRIBUTION SYSTEM ASSET ASSESSMENT

2.1 ASSET REGISTER UPDATE

HHI maintains asset registers for most of its distribution assets in the form of MS Excel spreadsheets. The asset data is updated by HHI during planned inspections or maintenance.

As part of the asset assessment study, the existing asset registers were updated, and a new register was created for the two distribution stations and overhead line switches.

The visual inspection of the selected set of HHI assets was carried out from the ground with cameras and zoom lenses. During the inspections, the conditions of wooden poles, transformers, switching equipment, insulators, cross arms, and overhead conductors were recorded using HHI's overhead and underground inspection checklists. During the visual inspection, a subset of assets was identified for close inspection. These assets were inspected by qualified contractors using insulated boom trucks.

The data gathered in the field were verified, corrected, then updated in their respective registers. A new register was created for the distribution substation equipment. Similarly, another asset register was initiated for overhead line switches, which will be updated on an on-going basis. The updated asset registers are provided in Appendix A to Appendix E of this report.

The asset registers include basic physical and electrical parameters of the following equipment:

- Wooden Poles
- Distribution Transformers (Pole Mounted and Pad Mounted)
- Overhead Switches
- Overhead Conductors
- Station Transformers
- Reclosers
- Protective Relays
- High Voltage Disconnect Switches
- Battery Bank

The asset register data do not include the assets being added to the new residential subdivisions in HHI service areas. The new equipment will be added during regular maintenance cycles once commissioned.

2.2 ASSET CONDITION ASSESSMENT

The Asset Condition Assessment (ACA) highlights the existing state and estimates the remaining useful life of the assets owned and operated by HHI. The efficiency of the ACA process depends on regular and consistent data collection and updates. The asset condition and performance are mainly determined by the average useful life of the asset, by physical inspection, and testing at their typical end of life. HHI regularly collects asset information to support their annual and on-going expenditure decisions. HHI plans to further strengthen its ACA process by implementing a more frequent and routine inspection and maintenance plan for the equipment in the two distribution substations.

2.2.1 Asset Condition Index (ACI)

To facilitate and further organize HHI's ACA process, an Asset Condition Index (ACI) is defined for categorizing the condition of the asset. The index will help HHI plan inspection, maintenance, and replacement activities for assets.

Table 2 Asset Condition Index (ACI) Description

Asset Condition Index	Description	End of Life	Action Required
Good	<ul style="list-style-type: none"> ▪ Normal operating condition ▪ No apparent signs of rust, leakage, and/or deterioration 	10 years or more	Follow normal maintenance schedule
Fair	<ul style="list-style-type: none"> ▪ Acceptable operating conditions ▪ Showing signs of rust, leakage, and/or deterioration ▪ Leaning pole 	10 years or less	Increase inspections and diagnostics for failures and determine useful life
Poor	<ul style="list-style-type: none"> ▪ Extensive deterioration ▪ Safety risk for public ▪ Not inspected in recent past 	At or beyond the typical end of life	Need attention to refurbish or replace, include in annual maintenance budget
Fail	<ul style="list-style-type: none"> ▪ Failed drill test (Poles) ▪ Severe mechanical damage, oil leakage, and/or rust ▪ Public safety danger ▪ Completely corroded switch ▪ Fraying conductor 	N/A	Immediate replacement

2.2.2 Asset Condition Description

Hydro Wooden Poles

The useful life of a wooden pole can vary from 35 to 75 years. The degradation in the mechanical strength of the pole depends on various factors, such as type of wood, environment, woodpecker damage, fungi, physical stress due to guy anchors/mounted equipment, etc. The average useful life span for the wooden poles at HHI distribution service area is set at 50 years as per the HHI's distribution system plan. Based on overall visual inspections of the hydro poles in the HHI distribution service area, most of the poles were found to be in acceptable operating condition and appeared to have exceeded the suggested 50 years average useful life span.

Approximately 140 poles were visually inspected from the ground for sectional loss and general overall condition. The rating plates and the mounted equipment on the poles were reviewed and cross-referenced with registers for accuracy. The poles were also hammer tested to assess physical strength and identify weakening poles. A total of 26 poles were closely inspected using boom trucks and were drill tested for core strength.

Many poles were classified as 'Poor' due to greater than 50 years of service life. However, during field inspection, some poles were found to be in acceptable operating condition (visually or drill tested) and were therefore upgraded to 'Fair'.

As per the asset register, approximately 11% of the poles have approached their average useful life of 50 years. In the upcoming inspection cycles, these 11% poles are to be prioritized for close

inspection for signs of deterioration. However, the wooden poles can last for up to 70 years in some cases. A total of 46 of such poles were visually inspected as part of this report and, except for three, the rest were found to be in acceptable condition.

To summarize, approximately 91% (1,455) of the wooden poles are classified as 'Good' or 'Fair'. The remaining 9% (140) poles are classified as 'Poor'. Out of the 'Poor' poles, two poles have failed and would require immediate replacement. **Failed Hydro Poles: #700, #765.**

Pole Mounted Transformers

HHI owns and operates 651 overhead pole mounted distribution transformers. This quantity does not include any failed or new in-stock units in HHI storage or any privately-owned units. The useful life of transformers is affected by factors such as load profiles and time in service. Transformers can also receive physical damage due to corrosive environments, ambient temperatures, frequent over voltage transients, etc. The life of internal insulation of the transformers depends on the temperature rise and duration. The average useful life span of an overhead transformer can range from 30 to 60 years. For the categorization of transformer ACIs, the average life span is set at 40 years. Ten percent of the transformers mounted on poles were selected for visual inspection from the ground and 25 transformers were selected for close inspection via a boom truck. Two pole mounted transformers showed sign of excessive degradation and will require immediate replacement due to excessive oil leakage. **Failed Pole Mounted Transformers: T#481 on Pole#785 and T#497 on Pole#930.**

HHI has approximately 385 transformers classified as 'Good' or 'Fair'. A large percentage of transformers have been in service for more than 40 years: 62% (405) of the units are therefore classified as 'Poor'. However, the actual dates of installation of 27 of these transformers are unknown, so some of these units classified as 'Poor' may still be within their average life span. Most of the 'Poor' transformers may last longer than their estimated average life span of 40 years. Therefore, these transformers are to be prioritized for close inspection for deterioration. Transformers operating under high customer load could also be infrared scanned for hot spots.

Some transformers' information (pole number and address) are not up to date in the register. This information must be updated during annual regular maintenance inspections.

Pad Mounted Transformers

HHI owns and operates 135 pad mounted transformers, mainly in residential subdivisions. Like pole mounted units, the useful life depends on the temperature rise of internal insulation, load profiles, and duration in service. Transformers can also receive physical damage due to corrosive environments, ambient temperatures, frequent over voltage transients, etc. The average useful life span of a pad mounted transformer is set at 40 years, with ranges from 25 to 45 years. Ten percent of pad mounted transformers were selected and visually inspected for both exterior and interior conditions such as rust, paint, labelling, oil leakage, etc. Most of the pad mounted units inspected need re-labelling of cables at terminations and a thorough cleanup to remove webbing and vegetation. Almost all the pad mounted transformers are categorized as 'Good' or 'Fair'. Only 4% (6) of the pad mounted units are categorized as 'Poor'. None of the inspected units were identified as 'Fail'; therefore, no pad mounted transformers require immediate replacement or refurbishment.

Overhead Switches

HHI has an estimated 68 overhead switches in its 12.47kV distribution network, normally in closed or open configuration depending on the purpose. This quantity excludes the 12.47kV switches

inside the two distribution stations. Out of these, 68 overhead switches and 12 load break switches with shaft operating mechanism were visually inspected. A preliminary asset register for the switches has been created and will be continuously populated during the annual maintenance and inspection cycles to gradually include all the switches that could not be covered during field inspections. A sample switch inspection sheet is also attached in Appendix F to be used for the switch assessment.

The useful life of overhead switches depends on various factors, including operational duties, environment, and life in service. The visual inspections can identify signs of corrosion around mechanical linkages causing seizing, blades falling out of alignment resulting in excessive arcing, support insulator deterioration, etc.

No data on the installation dates of the switches are available. During the visual inspection exercise, none of the switches were identified as requiring an urgent repair or replacement. It is suggested to update the switch information on the asset register during regular maintenance and inspection cycles. If any switch is found to be older than the average life span of 45 years, it should be closely inspected, including a hot spot scan.

All the load break switches were visually inspected from the ground and a select few were closely inspected using a boom truck. The switches were inspected for visual signs of corrosion, mechanical deterioration, alignment of switching blades, insulator damage. They were found to be in acceptable condition and therefore categorized as 'Good'.

Overhead Conductors

The HHI 12.47kV distribution system includes approximately 69km of overhead conductors, including three-phase and single-phase circuits. The average life span of an overhead conductor is set at 60 years with ranges from 50 to 75 years depending on degradation and loads. Main factors affecting the degradation of aluminum-based conductors are corrosion, fatigue, and creep. Corrosion in the conductors is typically the most critical indicator of conductor life. Fatigue in conductors is hard to detect, but with proper design and under normal operating condition, fatigue degradation rates are very slow. Another major factor that impacts conductors is extended overload operation that results in loss of tensile strength and extended permanent sag. Other damages that can be readily identified with visual inspections are arcing damage due to severe storms or winds, localized burning, unwound strands, sags and tensions, etc.

A visual inspection of overhead conductors was carried out from the ground to identify any apparent deterioration. The conductors were also closely inspected with boom trucks while the pole equipment was being inspected. The new 336MCM conductors showed no apparent signs of damage or deterioration. Conductor terminations at some old in-line and load break switches showed a buildup of green film rust.

The 2007 load flow and evaluation study recommended upsizing the main trunk conductors from 3/0 AWG ACSR to 336MCM ACSR to improve voltage drop profile, load transfer capability, and reduce system losses. The overhead feeder conductors at both substations have already been upgraded to 336MCM and the downstream conductors are scheduled to be upgraded by 2025.

The ACIs for the overhead conductors are not defined. However, the overall condition of the conductors is 'Good' since HHI is following a steady conductor replacement program and upgrading some overhead line sections to 336MCM every year, as recommended in the load flow study.

Substation Yard Area – General Condition

115kV MTS Station

This station yard was upgraded in 2017 with new concrete pads and backfilled substation ground grid cover consisting of $\frac{3}{4}$ " clean crushed stone as an insulating layer for operator safety during any substation ground faults. The chain link fence at the substation was also inspected and repaired recently. The old transformer 55T1 was removed and is stored in the north-east corner of the yard. Some vegetation has started to build up around the 115kV poles, guy anchors, and the fence areas. The yard requires vegetation removal during the next regular maintenance cycle to prevent any further spread of weeds.

The 12.47kV tower structure supporting reclosers, switches and bus is original to the construction in the 1980s. The tower structure is showing signs of rust buildup. The galvanized steel should be checked for section loss and structural strength. The fourth feeder recloser and associated switches have been decommissioned from the tower.

44kV MS Station

In 2012, this station had a concrete pad installed for the new transformer G43T2 and ground work done to stabilize the soil and de-moisturize the grounding area surrounding the substation fence. The yard area has a lot of vegetation buildup that needs to be immediately removed. If the depth of the ground grid cover consisting of crushed stone is less than 150 mm, a new layer of $\frac{3}{4}$ " clean crushed stone should be laid to maintain a minimum 150 mm depth of insulation. The fence has broken grounding wire connections and has rust buildup on the ground wires. The chain link fence and mechanically damaged grounding conductors need to be inspected and repaired as per the 2013 as-built ground grid detail drawings. The grounding system must also be checked for continuity and low impedance connections. A wasp nest was observed underneath the 44kV post insulator structure at transformer G43T2, which needs to be removed.

Substation Transformers

The useful life span of distribution station transformers can vary between 25 to 60 years with an average of 45 years. Multiple components in a transformer can affect its degradation and operation such as insulation, oil, bushings, tap changers, etc. The oil condition directly influences the degradation of transformers. For most transformers, insulation failure is the main cause of the end of service life. HHI has four station transformers in service and they were all visually inspected. The O&M documents were reviewed to determine the transformer repair and maintenance history.

115kV MTS Station

HHI has two transformers in service at this substation, 55T2 and 55T3. Transformer 55T1 has been disconnected and removed to be scrapped. The 15MVA transformer 55T3 is a new unit, commissioned in June 2017. This new transformer is categorized as 'Good' since it is newly installed and has its full life cycle expected from it. The second transformer 55T2 is the old 7.5MVA unit, installed in 1965. HHI is keeping 55T2 to retain a redundant transformer configuration for the station supplied loads. The transformer 55T2 was degassed and on-load tap changers were overhauled in the year 2010. The transformer 55T2 is categorized as 'Fair' because it is an old transformer, nearing its end of life and should be closely inspected during the maintenance plan for potential failures. The transformers' oil tests were carried out earlier in 2018.

44kV MS Station

HHI has two 10MVA transformers at this substation. The existing arrangement is such that old transformer G43T1 is on potential but isolated on the secondary side and does not supply any load. This transformer was rewound and recommissioned in 2015 and sits as a redundant transformer to supply loads from 44kV MS station. The other transformer G43T2, installed in 2011,

had failed in 2013 after being in service for a little over a year. Since then, the transformer has been refurbished with new winding and a new on-load tap changer and was brought back in service in April 2014. Both transformers, are assigned a 'Good' rating based on recent refurbishments done on them. The transformers' oil tests were carried out earlier in 2018.

Table 3 HHI Station Transformers Asset Condition Index (ACI)

Station Transformer	Asset Condition Index (ACI)	Installation/Refurbishment Year
55T2	Fair	2010
55T3	Good	2017
G43T1	Good	2015
G43T2	Good	2014

SF6 Circuit Switchers

Two new SF6 circuit switchers were installed at the 115kV substation in 2017. These switchers were visually inspected and were found in good condition. They were therefore assigned a 'Good' rating.

Substation Switches

115kV MTS Substation

The two 115kV load break switches, one for each source, were installed in 2017 and are in good condition. There are three old 15kV switches 55T3-B, 55T2-B and 55B1B2 for 12.47kV Bus 1, Bus 2 and the Tie, respectively mounted on the existing bus support structure. These switches are from the original installation in the 1980s and are showing signs of green film and rust buildup on the blades. They were therefore identified as 'Fair' for close inspections. The 2018 MTS station single line drawing required upgrading the 55T3-B switch from 1200A to a 2000A rated unit. However, the 1200A switch was retained from the original installation. This switch is now fed from the new transformer 55T3 which is 15MVA rated. Although the rating of the switch is acceptable for the new transformer's MVA ratings, HHI may consider upgrading to a 2000A rated switch in the future.

There are also six more 12.47kV vertical break switches mounted on the galvanized steel tower, two per each feeder recloser. These switches are original to the construction in 1980s. There are signs of green film build up on the switch blades. These switches are categorized as 'Fair' for further close inspection.

44kV MS Substation

The new G43T2 transformer is fed from a 44kV fused load break switch installed in 2011. A visual inspection shows the load break switch and its operating mechanism are in good condition.

The old G43T1 transformer, from the original installation in the 1980s, is fed from a load break switch with operating shaft mechanism and a 250A fused switch on primary 44kV side. Both switches are categorized as 'Fair' with no visual signs of degradation.

There are also three 12.47kV vertical load break switches mounted on the galvanized steel tower per each feeder recloser. These switches are also from the original installation in the 1980s. There are signs of rust on operating shafts. These switches are categorized as 'Fair' for close inspection.

Instrument Transformers

At the 115kV substations, a set of Current Transformers (CT3.2, CT2.3, CT2.2) and Voltage Transformers (55B1PT, 55B2PT) are installed. These instrument transformers are less than 15 years old

with no visual discrepancies and are therefore assigned a 'Good' rating.

Protective Relays

There are two Multilin T35 transformer protection relays and two SEL-551 overcurrent protection relays mounted on the control panel inside the P&C building at the 115kV MTS station. These are microprocessor-based relays which require minimal maintenance with their trip characteristics not expected to change over time. The relays are mounted inside the P&C building in a controlled environment and are expected to have a service life of typically 20 years. All the relays are operational and were commissioned in June 2017. These relays are categorized as 'Good'.

The 44kV MS station does not have any protective relays and the primary side isolation is provided by manually operated fused load break switches.

Battery Bank

At the 115kV MTS station, a battery bank and a charger system are installed inside the P&C building. The battery bank uses valve-regulated lead-acid (VRLA) gel type batteries. The battery bank is used to supply DC power to the Protection Relays A&B, circuit switchers, load break switch motors, and other accessories. The battery bank and the charger panel were installed in December 2013. As per the manufacturer's documentation, the life time of these VRLA batteries can vary from 5 to 20 years, depending on the ambient temperature. Since the temperature inside the P&C building is kept between 20°C to 30°C, the batteries are expected to last another 5 years.

The battery bank capacity verification was carried out by GE in the report Battery Bank Load Calculation, issued in November 2016. The report indicated that the battery bank has a theoretical capacity of 104Ah, whereas the calculated required battery capacity for the operation of DC loads is 81Ah. The battery bank capacity testing results demonstrated that the battery system has an actual capacity of 84Ah, which can sustain the required operations of DC loads at the 115kV MTS station. It is recommended to re-test the capacity of the existing battery bank as it may have degraded since the last tests carried out in 2016. If the available amp-hour capacity is found to be less than 81Ah, the DC system capacity must be increased. A 'Fair' rating is assigned to the battery bank system as it requires capacity evaluation.

Station Reclosers

The typical useful life span of reclosers varies between 25 to 55 years, with an average of 40 years. The recloser degradation depends on how the available and the rated fault currents of the recloser are compared to each other and whether the recloser has operated the equivalent of its manufacturer recommended duty cycle. The making and breaking of fault current affect the interrupter contacts. The dielectric strength of the insulating oil also deteriorates over time. Alternatively, lack of operations, corrosion, and poor lubrication can result in malfunctioning of the operating mechanism as well.

There are three Eaton reclosers at the 115kV MTS station, one for each feeder 55F1, 55F2, and 55F3, with provision for an additional feeder recloser at the 12.47kV bus frame structure. The manufacturing dates show that the reclosers are less than 27 years old and are therefore still under their average useful life span of 40 years. The recloser 55F2 and 55F3 are of type VWVE-27 with fault current ratings of 12kA, while 55F1 is WVE type with 8kA fault current rating. As it stands, the 55F1 recloser has sufficient fault current ratings. However, due to lower fault current rating, the 55F1 recloser may have experienced higher rates of degradation than the other two reclosers. Therefore, this recloser is identified as 'Fair' for prioritized manufacturer recommended inspections.

The 44kV MS station has three Eaton's WVE type reclosers G43F1, G43F2, and G43F3, one for each feeder. The manufacturing date of G43F3 recloser is unknown and is therefore categorized as 'Fair' for manufacturer recommended inspection and testing.

Table 4 Station Reclosers ACI Summary

Station Reclosers	Asset Condition Index (ACI)	Installation/Refurbishment Year
55F1	Fair	1991
55F2	Good	1996
55F3	Good	1997
G43F1	Good	1989
G43F2	Good	1991
G43F3	Fair	(TBC)

2.3 SUMMARY OF ASSET CONDITION ASSESSMENT

This section summarizes the ACIs for HHI's owned and operated assets as per the field inspections and documentation review. Wooden poles, distribution transformers and switches represent the highest quantities of assets. A new asset register for the overhead line switches has been created and must be updated during annual inspection cycles. Only 12 switches are included in this assessment which covers all the shaft operated load break switches in the distribution area.

The assessment results show 91% of the poles and 48% of the distribution transformers (pole and pad mounted) are categorized as 'Good' or 'Fair'. There are 140 poles and 411 transformers categorized as 'Poor' needing close inspections as per the recommended methodology in Figure 4 and Figure 5.

Table 5 Summary of Assets Condition Indices (ACI)

ASSET	ASSET CONDITION INDEX (ACI)				TOTAL COUNT
	GOOD	FAIR	POOR	FAIL	
Wooden Poles	940	515	138	2	1,595
Transformers (Pole Mounted)	108	138	403	2	651
Transformers (Pad Mounted)	97	32	6	0	135
Load Break Switches (With Shaft Operated Mechanism)	12	0	0	0	12
<i>Distribution Substation Equipment</i>					
Station Transformers	3	1	0	0	4
115kV SF6 Circuit Switchers	2	0	0	0	2
115kV Station Switches	2	0	0	0	2
44kV Station Switches	1	2	0	0	3
12.47kV Station Switches	1	12	1	0	14
Reclosers	4	2	0	0	6
Protection Relays	4	0	0	0	4
Battery bank	0	1	0	0	1

^a New subdivision assets e.g. poles, pad mounted transformers, etc. are not included.

2.4 ASSET CONSTRAINT ASSESSMENT

The 115kV MTS station has two transformers in service, 55T3 rated at 15/20/25MVA ONAN/ONAF/ONAF and 55T2 rated at 7.5/10/12.5MVA ONAN/ONAF/ONAF. The transformers feed a secondary bus with a normally open tie switch between each transformer's secondary bus. The tie switch can be closed, if one of the two transformer fails or is out of service for maintenance. In case of emergency, since it is unknown which transformer will fail, the maximum load constraint on this station must be the emergency rating of the smaller transformer 55T2 (i.e. 12.5MVA).

The 44kV MS station also has two transformers, G43T1 and G43T2. Both transformers are rated at 10/13.3/16.7MVA ONAN/ONAF/ONAF. The existing arrangement is such that transformer G43T1 is on potential but isolated on the secondary side bus and transformer G43T2 is in service supplying loads. Therefore, G43T1 acts as an emergency backup transformer. This station can supply a maximum power of 16.7MVA.

On July 23, 2018, the electrical loading measurements were taken on all the 12.47kV feeders from both substations including G43F1, G43F2, 55F1, 55F2 and 55F3. The observed electrical loadings in Table 6 shows the transformers G43T2, 55T3 and 55T2 are 48%, 37% and 22% loaded respectively of their maximum available MVA capacities.

Table 6 Hot Stick Load Measurements on 23-July-2018

Feeder I.D.	Conductor Size (ACSR)	Time (hh:mm)	Ampere Reading (A)	Percentage of Connected Load to Maximum Transformer Rating
G43F1 – Phase A	336	13:30	206	44kV MS Station Transformer G43T2 = 48%
G43F1 – Phase B	336	13:30	219	
G43F1 – Phase C	336	13:30	203	
G43F2 – Phase A	336	13:35	184	
G43F2 – Phase B	336	13:35	170	
G43F2 – Phase C	336	13:35	127	
55F1 – Phase A	336	13:00	140	115kV MTS Station Transformer 55T3 = 37%
55F1 – Phase B	336	13:00	147	
55F1 – Phase C	336	13:00	121	
55F2 – Phase A	336	13:05	129	
55F2 – Phase B	336	13:05	96	
55F2 – Phase C	336	13:05	133	
55F3 – Phase A	336	13:10	210	115kV MTS Station Transformer 55T2 = 22%
55F3 – Phase B	336	13:10	223	
55F3 – Phase C	336	13:10	207	

HHI collects the loading data for all the 12.47kV distribution feeders every month. Figure 3 shows the maximum percentage capacity utilization of all the in-service substation transformers for the last 12 months. The measured capacity utilization shows that the connected loads are well within their power capacities. HHI does not forecast a significant load growth as it adds between 0 to 25

customers annually, on average. Therefore, the existing capacities of the station transformers should suffice for all load requirements in the coming years.

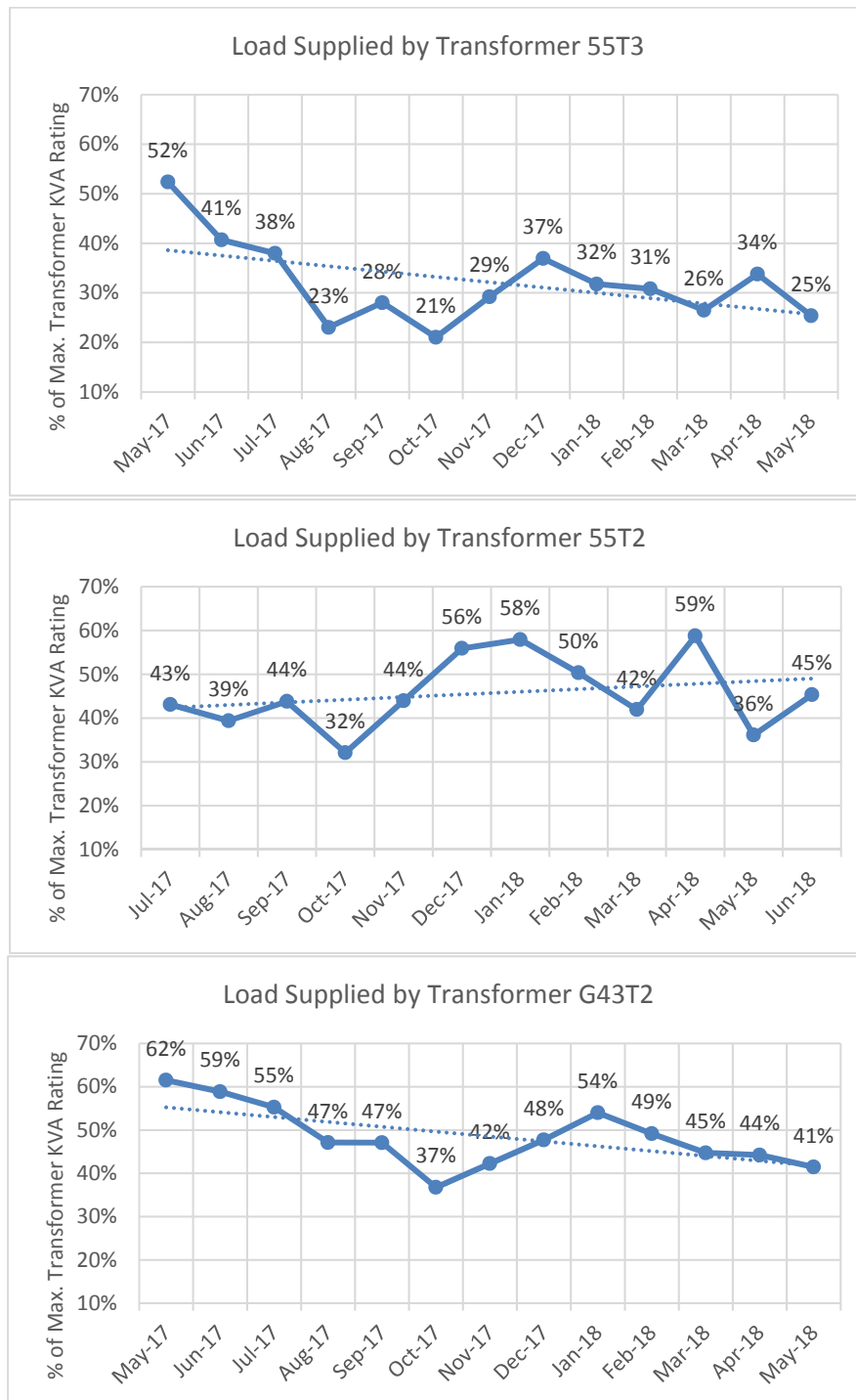


Figure 3 Monthly Load Profile of Station Transformers

A constraint on HHI's 12.47kV distribution system is the inability of the MTS and MS stations to be paralleled under any circumstances, including during short term switching operations. Both the substation secondary outputs are 30 degrees out of phase and cannot be connected in parallel. Therefore, a short power outage to customers is inevitable whenever a load transfer is required

between substations. During the maintenance shutdown of transformer 55T3, similar brief outages will be experienced since the transformer 55T2 cannot supply all three feeder loads from MTS station and some load transfers are required.

3 ASSET INSPECTION AND MAINTENANCE PROGRAM

3.1 REVIEW OF EXISTING INSPECTIONS AND MAINTENANCE PLAN

HHI performs distribution asset inspections and a maintenance program over a three-year rotation period. HHI has divided its service territory into three inspection zones. Each zone approximately covers one-third of all the assets, barring the two distribution substations. Each zone is visually inspected once every three years.

1. West end of town to McGill Street
2. McGill Street to Cameron Street
3. Cameron Street to the east end of town

The two distribution substations are inspected on a monthly basis, including feeder loads, transformer oil and winding temperature, oil level, tap, etc. The maintenance program also includes annual transformer oil testing and a thorough maintenance shutdown every five years.

As part of the Asset Management Program, HHI carries out system renewable projects to replace aging infrastructure. HHI has the following asset replacement programs in place:

- Pole Replacement Program
- Overhead Conductor Upgrade Program (3/0 AWG to 336 MCM)
- Porcelain Insulators and Cutouts Replacement Program
- Porcelain Air Gap Lightning Arrestors Replacement Program

3.2 RECOMMENDATIONS ON THE INSPECTIONS AND MAINTENANCE PLAN

This section presents modifications and improvements to HHI's existing inspection and maintenance plan on various equipment. The recommendations are divided into two asset types: non-substation assets (e.g., poles, transformers, insulators, etc.) and substation assets.

3.2.1 Non-Substation Assets

This section reviews HHI's existing asset replacement and upgrade programs and recommends new replacement programs for existing assets.

Pole Replacement Program

HHI has had a pole replacement program in place since 2013. Under the existing pole replacement program, HHI replaces 15 to 20 poles every year, prioritizing poles in the worst condition.

Two pole assessments have been carried out in recent years: in 2017 by Bell and in 2018 by Stantec. These assessments have identified a total of 180 poles which have passed their average useful life of 50 years, as of year 2018. Every year, more poles will be added to this list, as they reach 50 years since installation. These poles have the highest risk of failure. A 'Poor' ACI has been assigned to all these over-aged poles.

Based on Bell's 2017 pole inspection and Stantec's pole assessment of 2018, when the 'Poor' poles were found to be in acceptable condition, the rating of such poles is upgraded to 'Fair' and 5 years are added to their useful life. This pole assessment methodology is explained in the flow chart in Figure 4 below.

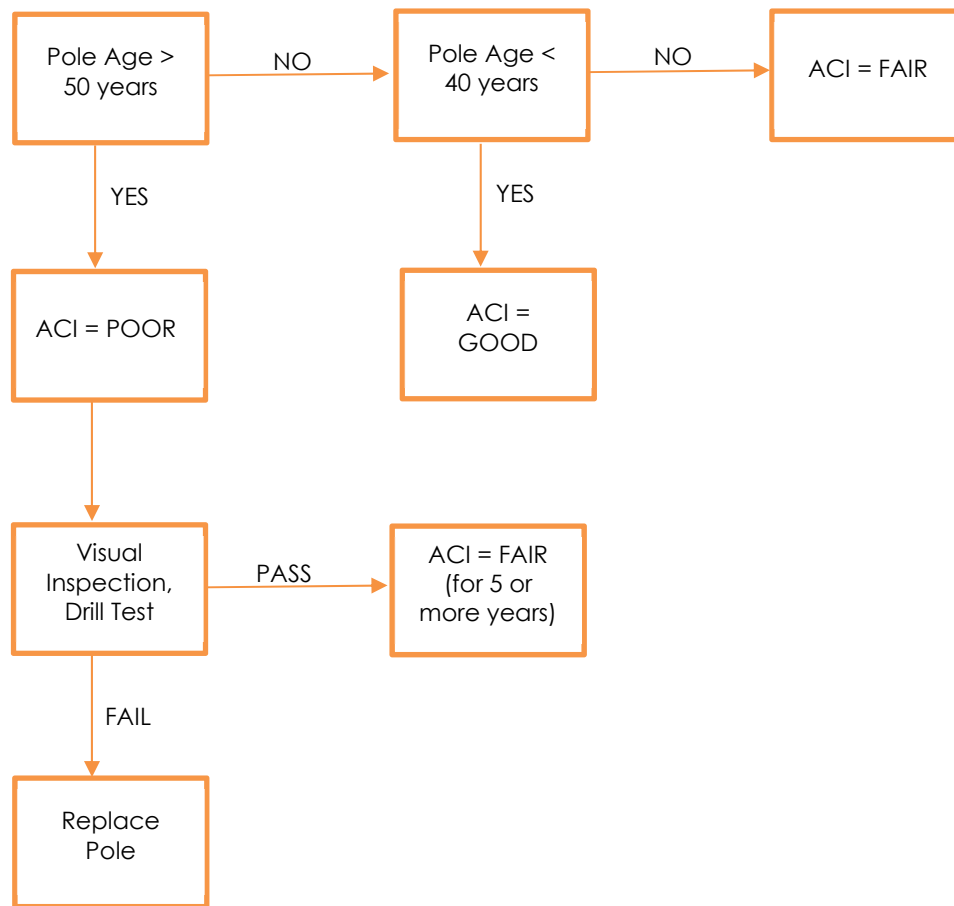


Figure 4 Pole Assessment Methodology Flow Chart

Therefore, as per the up to date asset register in Appendix A, there are 140 poles identified as in 'Poor' condition. These 140 poles should be given the priority for close inspection in 2019.

Some less critical issues were noticed during the pole inspection, such as vegetation growth, missing I.D. tag, missing or damaged ground wire, leaning pole. These issues are mentioned in the pole asset register in Appendix A for correction. The issues are low priority and low risk items which can be corrected at a conveniently scheduled time.

Overhead Conductor Upgrade Program

HHI is replacing the 3/0 AWG ACSR primary overhead conductors in the primary 12.47kV feeders with 336MCM ACSR conductors based on the recommendations of the load flow study carried out in 2007. This is another multi-year program and expected to be completed by 2025. No changes are proposed to the ongoing conductor replacement program.

Overhead Porcelain Insulators and Cutouts Replacement Program

HHI had originally installed porcelain type insulators and cutouts across the distribution area. The insulators have shown signs of degradation, such as cracks. To maintain system reliability, HHI replaces a set of porcelain insulators and cutouts with polymer insulators every year. The only change recommended is to combine the pole and insulator replacement programs, so the pole and pole mounted equipment get replaced at the same time, resulting in efficient resource utilization and fewer power outages to the customers.

Porcelain Air Gap Lightning Arrester Replacement Program

HHI has had porcelain lightning arresters fail in the past. HHI has intended to replace the porcelain insulators with polymer insulated Metal Oxide Varistor (MOV) lightning arrestors. This replacement program has not been initiated yet. Similar to the insulator replacement program, this program should be combined with the pole replacement program.

Vegetation Management Program

HHI has approximately 30% of the wooden poles mounted in residential back yards and some of them have vegetation grown around them. Vegetation removal is critical to maintaining the integrity of overhead conductors and pole mounted equipment. HHI carries out vegetation removal and tree trimming around these poles and other pole mounted assets every year in the summer to maintain right-of-way clearances for overhead distribution assets. HHI also performs vegetation removal on the two substation yards annually. The vegetation at the 44kV MS station requires immediate removal as it continues to grow at a higher rate and poses a safety hazard. It is recommended to perform the vegetation removal at this substation every month until the vegetation is completely removed.

Proposed: Distribution Transformer Inspections and Replacement Program

As indicated in the ACI summary Table 5, approximately half (400) of the distribution transformers have approached or passed their average useful life of 40 years. These transformers are typically known to last for up to 60 years or longer in some cases. These transformers have not resulted in any significant customer power outages yet.

HHI is currently carrying a stock of four pad mounted and forty (40) pole mounted distribution transformers. HHI does not have a regular program for replacement or refurbishment of aging transformers. The transformers are essentially run to failure and are replaced or repaired on an as-needed basis. On average, HHI experiences two transformer failures per year and procures new transformers every year to maintain the stock.

These transformers are expected to show greater signs of degradation in the next 5-10 years and may start to fail in the next 10-20 years. It is highly recommended to have a transformer replacement program in place. Similar to the pole replacement program and depending upon the annual budget capacities, 5-10 'Poor' transformers can be replaced annually. The transformer replacement is to be based on the transformer assessment methodology explained in the flow chart in Figure 5. A 'Poor' rating is assigned to any transformer aged more than 40 years and needs to be prioritized for inspection and/or replacement. Any 'Poor' transformer inspected to be in acceptable condition can be upgraded to a 'Fair' rating for the next five years. Alternatively, if no transformer is identified for replacement or refurbishment, HHI should still procure new transformers every year and stock them for future use.

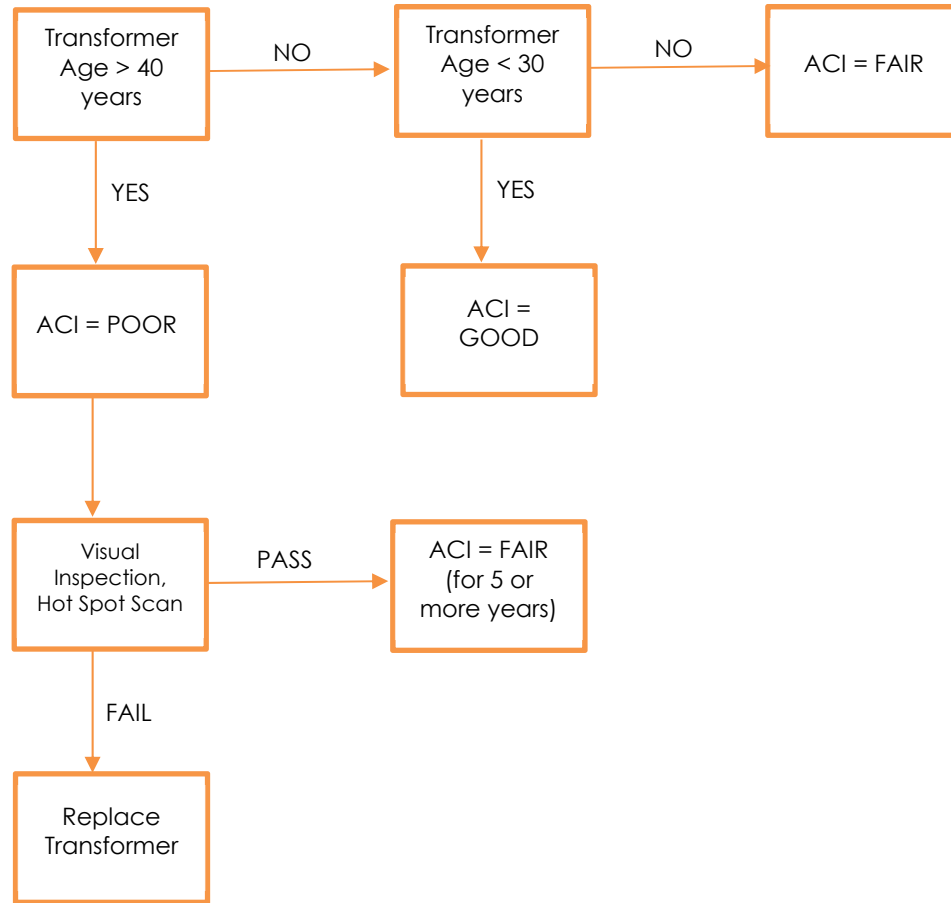


Figure 5 Proposed Distribution Transformers Assessment Methodology Flow Chart

Compared to the pole mounted units, the pad mounted transformers are relatively newer. The deficiencies found in the pad mounted transformers are low risk, mostly requiring a thorough cleaning, vacuum, transformer terminal and conductor phase markings, and enclosure re-painting. It is recommended that HHI includes the pad mounted transformers in its next three-year inspections and maintenance cycle.

Proposed: Overhead Line Switches Inspections and Maintenance Program

Similar to the distribution transformer, HHI does not have a regular inspection and maintenance program for the overhead switches across the 12.47kV distribution network. The switches are replaced or repaired on an as-needed basis after failure or feeder upgrade.

A switch asset register has been created and included in Appendix C, with data added on the 12 load break switches. It is proposed to regularly update this asset register to determine the remaining useful life of the disconnect devices. These aging switches may not operate as intended due to corrosion, especially if they have maintained their normally closed or normally opened state for a while. Once this asset register is up to date, HHI can plan to replace/refurbish the aging switches on an annual basis.

3.2.2 Substation Assets

A detailed maintenance specification for the two substation assets is provided in Appendix G, as per ANSI/NETA MTS-2015 Standard for Maintenance Testing Specifications for Electrical Power Equipment & Systems, best practices, and manufacturer maintenance recommendations.

Major maintenance requires shutting down one station transformer at a time and shifting load to the other operational transformers. To avoid over-stressing the transformers, this maintenance is suggested during milder temperatures to avoid peak load demands, such as heating loads in winter and cooling loads in summer. Therefore, HHI should consider scheduling maintenance during the months of April, May, September, or October.

Transformer G43T2 Maintenance: As per the existing arrangement, G43T2 is the only transformer connected to the 12.47kV bus structure, supplying power to the two live feeders G43F1 and G43F2 from the 44kV MS station. A temporary arrangement can be made to transfer station loads to the G43T1 transformer by isolating the G43T2 transformer and connecting G43T1 to the 12.47kV bus. This will require short term power outage to the customers. Alternatively, it is possible to transfer station loads to the 115kV MTS station. However, this will require detailed planning to transfer all MS station feeder loads to the MTS station and will also require short term power outages to the customers during switching operations.

The 12.47kV bus structure at the 44kV MS station is expected to be upgraded to allow the other transformer G43T1 to be brought online to supply loads. Once the planned upgrades are completed, shutting down either 44kV station transformers can be carried out without the need to shut down customer loads.

Transformer 55T2 Maintenance: Shutting down transformer 55T2 for maintenance is possible without shedding any loads. This transformer only supplies power to one of the three feeders from the 115kV station. The other station transformer 55T3 can supply all three feeder loads during 55T2 maintenance.

Transformer 55T3 Maintenance: The transformer 55T2 alone cannot supply all three feeder loads at the MTS station. Therefore, shutting down transformer 55T3 for maintenance is only possible when both transformers 55T2 and G43T2 share the complete system load. However, this will require detailed planning to switch feeder loads and will require short term power outages to the customers during switching operations.

With the expected 12.47kV bus upgrades at the 44kV MS station, the transformer G43T1 can be paralleled with the G43T2 transformer. This should allow the complete system load of the Town of Hawkesbury to be shared among the three transformers (G43T1, G43T2 and 55T2) when 55T3 is undergoing maintenance and reduces power outages to the customers. Since transformer 55T3 and its associated equipment are relatively new, it is recommended to carry out the 55T3 maintenance once the 44kV station has been upgraded.

3.2.2.1 Inspections and Maintenance Frequency

Regular maintenance of the distribution substations is necessary to ensure maximum safety, efficiency in the utilization of the assets, maintain reliability, and reduce costs due to unplanned maintenances. Inspection and maintenance intervals mainly depend on the operating duty of the equipment and the environmental conditions. Typically, utilities maintain their distribution substations every five years. NETA recommends shorter maintenance cycles of three years, mainly for industrial and commercial installations.

For HHI, it is recommended to keep the maintenance cycle at five years for major substation equipment. Table 7 and Table 8 represents the recommended visual and maintenance frequencies for both MS and MTS station equipment based on the criticality of the asset, ACI, manufacturer maintenance manuals, and ease of performing maintenance or group of assets at the same time with a minimum number of station feeder shutdowns.

The maintenance intervals should be reviewed after 10 years (i.e. in 2028) by re-evaluating the condition of the station assets. Since the equipment installed in 2017, may start to show signs of higher degradation after 10 years of service and may require shorter maintenance frequency.

The recommended inspection frequencies are based on the normal operation of the station equipment. In case of any event (e.g. fault, malfunction of any part, passage of heavy short circuit fault current, etc.), a special inspection should be scheduled to review the operation of the station assets.

Table 7 115kV MTS Station Assets Frequency of Maintenance Tests (to be re-evaluated in 2028)

115 kV MTS Station Asset	I.D.	Asset Criticality (Low, Medium, High)	Asset Condition Index (ACI)	Visual Inspection (Recommended)	Frequency of Maintenance Tests (Recommended)	Last Inspection
Transformers	55T2	Medium	Fair	1 month	60 months	Visual – Aug 2018
	55T3	High	Good	1 month	60 months	
Transformer – Oil Samples	55T2	-	-	1 month	12 months	2018
	55T3	-	-	1 month	12 months	
Transformer Readings: 1)Winding & Oil Temp 2)Pressure Gauge 3)Liquid Levels 4)Gas Accumulation 5)Breather Dirt	55T2	-	-	1 month	-	
	55T3	-	-	1 month	-	
115kV SF6 Circuit Switchers	55T2-L	Medium	Good	1 month	60 months	Visual – Aug 2018
	55T3-L	High	Good	1 month	60 months	
115kV Station Switches	55T2-LBS	Medium	Good	1 month	60 months	Visual – Aug 2018
	55T3-LBS	High	Good	1 month	60 months	
Primary and Secondary Lightning Arrestors	LA1-T2	Medium	Good	2 months	60 months	Visual – Aug 2018
	LA1-T3	High	Good	2 months	60 months	
	LA2-T2	Medium	Good	2 months	60 months	
	LA2-T3	High	Good	2 months	60 months	
12.5kV Station Switches	55T2-B	Medium	Fair	1 month	60 months	Visual – Aug 2018
	55T3-B	High	Fair	1 month	60 months	
	55B1-B2	Low	Fair	1 month	60 months	
Reclosers and Recloser Control Units	55F1	Medium	Fair	1 month	60 months	Visual – Aug 2018
	55F2	Medium	Good	1 month	60 months	
	55F3	Medium	Good	1 month	60 months	

115 kV MTS Station Asset	I.D.	Asset Criticality (Low, Medium, High)	Asset Condition Index (ACI)	Visual Inspection (Recommended)	Frequency of Maintenance Tests (Recommended)	Last Inspection
Reclosers – Oil Samples	55F1	-	-	-	36 months	
	55F2	-	-	-	36 months	
	55F3	-	-	-	36 months	
Inst. Transformers	-	-	-	12 months	60 months	
12.47kV Bus Structure	-	High	Fair	1 month	60 months	Visual – Aug 2018
Protection Relays	55T3 Artery	High	Good	1 month	60 months	June 2017
	55T2 Artery	Medium	Good	1 month	60 months	
Battery Bank	-	High	-	6 months	12 months	Visual – Aug 2018
Yard and Fence	-	-	-	1 month	12 months	Visual – Aug 2018

Table 8 44kV MS Station Assets Frequency of Maintenance Tests (To be re-evaluated in 2028)

44 kV MTS Station Asset	I.D.	Asset Criticality (Low, Medium, High)	Asset Condition Index (ACI)	Visual Inspection (Recommended)	Frequency of Maintenance Tests (Recommended)	Last Inspection
Transformers	G43T1	Medium	Fair	1 month	60 months	Visual – Aug 2018
	G43T2	High	Fair	1 month	60 months	
Transformers – Oil Samples	G43T1	-	-	1 month	12 months	2018
	G43T2	-	-	1 month	12 months	
Transformer Readings: 1) Windings & Oil Temperature 2) Pressure Gauge 3) Liquid Levels	G43T1	-	-	1 month	-	
	G43T2	-	-	1 month	-	
44kV Station Switches	G43T1-L	Low	Fair	1 month	60 months	Visual – Aug 2018
	G43T1-F	Low	Fair	1 month	60 months	
	G43T2-F	High	Good	1 month	60 months	
Lightning Arrestors	G43T2-LA	High	Good	2 months	60 months	Visual – Aug 2018
12.47kV Station Switches	G43T2-B	High	Good	1 month	60 months	Visual – Aug 2018
	G43F1-B	Medium	Fair	1 month	60 months	
	G43F2-B	Medium	Fair	1 month	60 months	
	G43F3-B	Low	Fair	1 month	60 months	
Reclosers and Recloser Control Units	G43F1	Medium	Good	1 month	60 months	Visual – Aug 2018
	G43F2	Medium	Good	1 month	60 months	
	G43F3	Medium	Fair	1 month	60 months	
Reclosers – Oil Samples	G43F1	-	-	-	36 months	
	G43F2	-	-	-	36 months	
	G43F3	-	-	-	36 months	
12.47kV Bus Structure		High	Fair	1 month	60 months	Visual – Aug 2018

44 kV MTS Station Asset	I.D.	Asset Criticality (Low, Medium, High)	Asset Condition Index (ACI)	Visual Inspection (Recommended)	Frequency of Maintenance Tests (Recommended)	Last Inspection
Yard and Fence	-	-	-	1 month	1 month	Visual – Aug 2018

4 SUMMARY OF RECOMMENDATIONS

Based on HHI's asset condition assessment, the review of the existing asset inspections and maintenance plans, and asset renewal programs, the following recommendations are made:

Non-substation Assets

- Immediately replace the failing assets identified during field assessment, including the two wooden poles #700 and #765 and the two pole mounted distribution transformers T#481 on Pole#785, T#497 on Pole#930.
- Continuously update the asset registers during annual maintenance cycles, asset replacement or upgrades.
- Prioritize poles and distribution transformers categorized as 'Poor' during annual inspections. Poles and transformers nearing their average useful life span should be inspected as per the assessment flow charts in Figure 4 and Figure 5.
- Continue the three-year inspections and maintenance program for poles, distribution transformers, and overhead conductors. Include overhead switches.
- Continue the annual asset renewal programs for:
 - Poles
 - Overhead Conductors
 - Insulators and Cutouts
 - Lightning Arresters
- Continue with vegetation removal and tree trimming programs for the backyard assets.
- Continuously update the new asset register for overhead line switches. This asset register must be regularly updated to include all the switches. It is proposed to include the switches into the annual asset renewal program.
- Develop a new replacement program for the distribution transformers, including both the pole and pad mounted units.
- Include pad mounted transformers in upcoming maintenance cycle to regularly remove webbing, vegetation, and re-label cable terminations.

Substation Assets

- At the 44kV MS station, thoroughly clean up and remove vegetation in the yard and increase the vegetation removal frequency from semi-annually to a monthly basis. Also, the inspection and repair of the chain link fence and ground wires are required as per 2013 as-built ground grid detail drawings. The depth of the ground grid cover consisting of ¾" insulation layer of clean crushed stone must be maintained throughout the substation yard.
- At the 115kV MTS station, check the 12.47kV galvanized steel tower for section loss and structural integrity.
- Test the discharge capacity of the battery bank to verify sufficient capacity to operate DC loads at the 115kV MTS station. If the battery bank is found to have the insufficient amp-hour capacity, the DC system will require capacity upgrades.
- Maintain the two distribution substation assets as per the maintenance specifications in Appendix G and conduct the inspections and maintenance tests at the frequency identified in Table 7 and Table 8. The substation maintenances are recommended during

milder temperatures such as April, May, September or October to avoid peak load demands.

- Consider upgrading the 1200A 55T3-B switch at the 115kV MTS station to a 2000A rated switch. This switch is retained from the original installation, whereas the record drawings indicated to upgrade it to a 2000A switch. This switch is now fed from the new transformer 55T3 which is 15MVA rated. Although the rating of the switch is acceptable for the new transformer's MVA ratings, HHI may consider upgrading to a 2000A rated switch in the future.

APPENDIX A

POLE REGISTER

HYDRO HAWKESBURY POLE LISTINGS - ASSET REGISTER

POLE #	Last Inspected	DIP POLE 1 OR 3 PHASE	CIVIC #	STREET	B/Y	INSTALLATION DATE	HEIGHT	CLASS	TRANS. POLE	PRIMARY 1 OR 3 PHASE	SEC. POLE	X-ARM	SIDE POLE BRACKETS OR INSULATORS	CUT-OUTS	LIFE	EXPECTED CHANGE	NOTES	Asset Condition Index (Good/Fair/Poor)	Recommendation/ Comments	Conductor (ACSR)	DRILL TEST
CURRENT YEAR	2018																				
1			plant ciment	HWY 17		2012	45	2		3		2 (2012)	2012	2012	50	2062		GOOD			
2			plant ciment	HWY 17		2012	45	2		3			2012	2012	50	2062		GOOD			
3			plant ciment	HWY 17		2012	45	2		3			2012	2012	50	2062		GOOD			
4			plant ciment	HWY 17		2012	45	2		3			2012	2012	50	2062	SG	GOOD			
5			plant ciment	HWY 17		2012	45	2		3			2012	2012	50	2062		GOOD			
6			plant ciment	HWY 17		2012	45	2		3			2012	2012	50	2062		GOOD			
7	2018		plant ciment	HWY 17		2011	45	2		3			2011	2011	50	2061	SG	GOOD	Pole number is faded.	336	
8			plant ciment	HWY 17		2012	45	2		3			2012	2012	50	2062		GOOD			
9			plant ciment	HWY 17		2012	45	2		3			2012	2012	50	2062		GOOD			
10			plant ciment	HWY 17		2012	45	2		3		6 (DEAD END)	2012	2012	50	2062	CP	GOOD			
11				WEST		2012	45	2		3			2012	2012	50	2062	SG	GOOD			
12				WEST		2012	45	2		3			2012	2012	50	2062		GOOD			
13				WEST		2012	45	2		3			2012	2012	50	2062		GOOD			
14				WEST		2012	45	2		3			2012	2012	50	2062	SG	GOOD			
15				WEST		2012	45	2		3			2012	2012	50	2062		GOOD			
16				WEST		2012	45	2		3			2012	2012	50	2062	SG	GOOD			
17				WEST		2012	45	2		3			2012	2012	50	2062		GOOD			
18				WEST		2012	45	2		3			2012	2012	50	2062		GOOD			
19				WEST		2012	45	2		3			2012	2012	50	2062		GOOD			
20				WEST		2012	45	2		3			2012	2012	50	2062	TO (GOLF), DE	GOOD			
21				WEST		1971	40	4		3					50	2021	OH GUY	FAIR			
22				WEST		1971	40	4		3		1965	1965		50	2021		FAIR			
23				WEST		1971	40	4		3		1965	1965		50	2021		FAIR			
24				WEST		1971	40	4		3		1965	1965		50	2021		FAIR			
25				WEST		1971	40	4		3		1965	1965		50	2021		FAIR			
26				WEST		1971	40	4		3		2011	2011		50	2021	TO HDHS F.G.	FAIR			
27	2018			WEST		1971	40	4		3		1965	1965		52	2023	METAL	FAIR	Passed drill test.		Pass
28		YES		WEST		1971	40	4		3		2011	2011	2011	50	2021	FG	FAIR			
29				WEST		1971	40	4		3		2011	2011		50	2021		FAIR			
30				WEST		1958	40	4		3		1958	1958	1958	50	2008		POOR			
31	2018		500	WEST		1971	40	4	KVA UNKNO WN	3		2011	2011/ Porcelain	2011/ Porcelain	50	2021	FG/ T# 32	FAIR	Cutout changed to porcelain, Year?	336	
32	2018		498	WEST		1971	40	4		3		2011	2011		50	2021	FG	FAIR	Polymer Insulators installed	336	
33			474	WEST		1971	40	4		3		1965	1965		50	2021	LB TO OMER ST.	FAIR			
34			454	WEST		1957	40	4		3		2011	2011		50	2007	FG	POOR			
35			375	WEST		1971	40	4		3		1965	1965		50	2021		FAIR			
36			345	WEST		1971	40	4		3		1965	1965		50	2021	TO REJEANNE	FAIR			
37			318	WEST		1971	40	4		3		2011	2011		50	2021	FG	FAIR			
38	2018			WEST		1971	40	4		3		1965	1965		52	2023	CP/DE	FAIR	Bell inspected 2017. Deadend pocelain insulators needs to be repalced. Pole top end is rotting.	336	Pass
39			307	WEST		1971	40	4		3		1965	1965		50	2021		FAIR			
40			293	WEST		1971	40	4		3		1965	1965		50	2021		FAIR			
41	2018		267	WEST		1971	40	4	50kva	3		1971	1971/ Porcelain	1971/ Porcelain	50	2021	T# 184	FAIR	Insected 2017	336	
42			259	WEST		1971	40	4	Y	3		2011	2011	2011	50	2021	T# 97	FAIR			
43			turpin	WEST		1971	40	4		3		1971	1971		50	2021	DE WITH UNDERARM SWITCH	FAIR			
44	2018		turpin	WEST		2018	40	4	3x25kva	3		2018	Polymer	1956/ Porcelain	50	2068	T# 639,640,638	GOOD	Bell inspecetd 2017, Transformer building some rust. Failed Drill test. Now repalced end of 2018.	336	Fail
45			665	OMER	Y	1961	40	4			1				50	2011	BELL	POOR			
46			669	OMER	Y	1961	40	4		1			1961		50	2011	DE TO OMER B/YBELL	POOR			

HYDRO HAWKESBURY POLE LISTINGS - ASSET REGISTER

POLE #	Last Inspected	DIP POLE 1 OR 3 PHASE	CIVIC #	STREET	B/Y	INSTALLATION DATE	HEIGHT	CLASS	TRANS. POLE	PRIMARY 1 OR 3 PHASE	SEC. POLE	X-ARM	SIDE POLE BRACKETS OR INSULATORS	CUT-OUTS	LIFE	EXPECTED CHANGE	NOTES	Asset Condition Index (Good/Fair/Poor)	Recommendation/ Comments	Conductor (ACSR)	DRILL TEST
47			673	OMER	Y	1961	40	4		1			1961		50	2011	BELL	POOR			
48			677	OMER	Y	1961	40	4		1			1961		50	2011	CP BELL	POOR			
49			677	OMER	Y	1963	40	4	Y	1			1963	1963	50	2013	T#533 BELL	POOR			
50			681	OMER	Y	1963	40	4		1			1963		50	2013	BELL	POOR			
51			685	OMER	Y	1961	40	4		3			1961		50	2011	BELL	POOR			
52			693	OMER	Y	1961	40	4		3			1961		50	2011	BELL	POOR			
53			701	OMER	Y	1961	40	4		3			1961		50	2011	BELL	POOR			
54	2018		709	OMER	Y	1961	35	4	75kva	3			1961/ Porcelain	1961/ Porcelain	50	2011	BELL T# 503	POOR	Bell inspected 2017. Transformer is sweating/leaking keep a close look. Down ground needs moulding.	#2	
55			807	OMER	Y	1961	40	4		3			1961		50	2011	BELL	POOR			
56			815	OMER	Y	1961	40	4		3			1961		50	2011	BELL	POOR			
57			823	OMER	Y	1961	40	4		3			1961		50	2011	BELL	POOR			
58			503	CHARTRAND	Y	1961	40	4		3			1961		50	2011	CP BELL	POOR			
59		YES	523	CHARTRAND	Y	1961	40	4	Y	3			1961	1961	50	2011	BELL T# 374	POOR			
60			724	OMER	Y	1961	40	4		3			1961		50	2011	BELL	POOR			
61			SUB 115KV	MAIN W		1971					Y	1971	1971		50	2021		FAIR			
62			SUB 115KV	MAIN W		1964	35	4		3		1964	1964		50	2014	CP	POOR			
63			SUB 115KV	MAIN W		1964	40	3		3		1964	1964		50	2014	CP	POOR			
64			SUB 115KV	MAIN W		2016	45	2		3		2016	2016		50	2066		GOOD			
65			950	MAIN W		2016	45	2		3		2016	2016		50	2066		GOOD			
66			807	REJEANE	Y	1961	40	4		1			1961		50	2011	BELL	POOR			
67			803	REJEANE	Y	1961	40	4		1			1961		50	2011	BELL	POOR			
68			799	REJEANE	Y	1961	40	4	Y	1			1961	1961	50	2011	T# 637 BELL	POOR			
69			7958	REJEANE	Y	1961	35	5		1			1961		50	2011	BELL	POOR			
70			791	REJEANE	Y	1961	40	4		1			1961		50	2011	BELL CP WITH TAP 3 DE	POOR			
71			768	NELSON W	Y	1990	40	4	Y	1			1990	1990	50	2040	BELL TAP T# 27	GOOD			
72			781	REJEANE	Y	1961	35	4		1			1961		50	2011	BELL	POOR			
73			751	REJEANE	Y	1961	40	4	Y	1			1961	1961	50	2011	BELL T# 172	POOR			
74		YES	735	REJEANE	Y	1961	35	4		1			1961	1961	50	2011	BELL FIBER EXTENSION	POOR			
75			687	REJEANE	Y	1961	35	4		1			1961		50	2011	BELL	POOR			
76			665	REJEANE	Y	1961	40	4		1			1961		50	2011	BELL	POOR			
77		YES	655	REJEANE	Y	1961	40	4	Y	1			1961	1961	50	2011	BELL, T# 750 DEAD RISER POLE TO T# 779 & 780	POOR			
78		YES	641	REJEANE	Y	1961	35	4		1			1961	2011	50	2011	BELL CP WITH TAP 3 DE	POOR			
79			617	REJEANE	Y	1967	35	4		1			1967		50	2017	BELL	POOR			
80		YES	404	WEST	Y	1961	35	4		1			1961	1961	50	2011	FIBER EXTENTION AND RISER	POOR			
81		YES		NELSON W		1981	45	4		3			2011	2011	50	2031	2 RISER	GOOD			
82		YES	600	NELSON W		1981	45	4		3			2011	2011	50	2031	RISER	GOOD			
83			675	NELSON W		1981	45	4		3			2011		50	2031		GOOD			
84		YES	644	NELSON W		1981	45	4		3			2011	2011	50	2031	4 RISER	GOOD			
85		YES	721	NELSON W		1981	45	4		3			2011	1980	50	2031	RISER	GOOD			
86		YES	731	NELSON W		1981	45	4		3			2011	1980	50	2031	RISER	GOOD			
87			755	NELSON W		1981	45	4		3			2011		50	2031		GOOD			
88		YES	771	NELSON W		1981	45	4		3			2011	1980	50	2031	RISER	GOOD			

HYDRO HAWKESBURY POLE LISTINGS - ASSET REGISTER

POLE #	Last Inspected	DIP POLE 1 OR 3 PHASE	CIVIC #	STREET	B/Y	INSTALLATION DATE	HEIGHT	CLASS	TRANS. POLE	PRIMARY 1 OR 3 PHASE	SEC. POLE	X-ARM	SIDE POLE BRACKETS OR INSULATORS	CUT-OUTS	LIFE	EXPECTED CHANGE	NOTES	Asset Condition Index (Good/Fair/Poor)	Recommendation/ Comments	Conductor (ACSR)	DRILL TEST
89	2018	YES	785	NELSON W		1993	45	2		3		1993	2011	1980	50	2043	CP & RISER	GOOD	Porcelain Load Break for u/g service. To be considered for replacement.		
90			811	NELSON W		1993	45	2		3	Y				50	2043	GUY POLE	GOOD			
91	2018	YES	625	NELSON W		1996	40	3		3			1996	1996	50	2046	T# 858	GOOD		336	
92			843	NELSON W		1998	40	5		3			1998		50	2048		GOOD			
93		YES	857	NELSON W		1993	40	3		3			1993	1993	50	2043	T#870	GOOD			
94			FIELD	NELSON W		1998	40	3		3			1998		50	2048		GOOD			
95			FIELD	NELSON W		1998	40	3		3			1998		50	2048		GOOD			
96			FIELD	NELSON W		1998	40	3		3			1998		50	2048		GOOD			
97			FIELD	NELSON W		1998	45	3		3			1998		50	2048	CP	GOOD			
98			FIELD	NELSON W		1998	40	3		3			1998		50	2048		GOOD			
99			FIELD	NELSON W		1998	40	3		3			1998		50	2048		GOOD			
100			FIELD	NELSON W		1998	40	3		3			1998		50	2048		GOOD			
101			FIELD	NELSON W		1998	40	3		3			1998		50	2048		GOOD			
102			FIELD	NELSON W		1998	40	3		3			1998		50	2048		GOOD			
103			FIELD	NELSON W		1998	40	3		3			1998		50	2048		GOOD			
104			FIELD	NELSON W		1998	45	3		3			1998		50	2048		GOOD			
105			712	OMER	Y	1980	45	3			Y				50	2030	BELL	GOOD			
106			704	OMER	Y	1980	35	5			Y				50	2030	BELL	GOOD			
107			704	OMER	Y	1961	40	3		1			1961		50	2011	BELL	POOR			
108			758	REJEANE	Y	1961	35	4			Y				50	2011	BELL	POOR			
109			696	OMER	Y	1961	35	4		1			1961		50	2011	BELL	POOR			
110			692	OMER	Y	1961	35	4	Y	1			1961		50	2011	BELL T# 232	POOR			
111			684	OMER	Y	1961	35	4		1			1961		50	2011	BELL	POOR			
112			680	OMER	Y	1961	35	4		1			1961		50	2011	BELL	POOR			
113			668	OMER	Y	1961	40	4	Y	1			1961	1961	50	2011	BELL T# 806	POOR			
114			676	OMER	Y	1981	35	4		1	Y				50	2031	BELL	GOOD			
115	2018		668	OMER		1961	35	4		1			1961/ Porcelain		61	2022	BELL	FAIR	Bell inspected 2017. Change insulators.		
116			678	REJEANE		1961	35	4			Y				50	2011	BELL	POOR			
117			FIELD	NELSON W	Y	1983	40	4		3		1983	1983		50	2033		GOOD			
118			FIELD	NELSON W	Y	1983	40	4		3		1983	1983		50	2033		GOOD			
119			FIELD	NELSON W	Y	1983	40	4		3		1983	1983		50	2033		GOOD			
120			FIELD	NELSON W	Y	1983	40	4		3		1983	1983		50	2033		GOOD			
121			FIELD	MAIN W	Y	1983	40	4		3		1983	1983		50	2033		GOOD			
122			FIELD	GOLF	Y	1996	45	3		3			1996		50	2046		GOOD			
123	2018		FIELD	GOLF	Y	1995	50	3		3			1995		50	2045		GOOD	Bell inspected 2017.	336	
124			FIELD	GOLF	Y	1996	45	3		3			1996		50	2046		GOOD			
125			FIELD	GOLF	Y	1987	55	2		3		1987	1987		50	2037		GOOD			
126			FIELD	GOLF	Y	1997	50	3		3		1997	1997		50	2047		GOOD			
127	2018		FIELD	GOLF	Y	1998	45	3		3			1998		50	2048	CP	GOOD	Trim trees and vegetation.	336	
128			FIELD	GOLF	Y	1996	45	3		3			1996		50	2046	CP	GOOD			
129			FIELD	GOLF	Y	1992	50	3		3			1992		50	2042	CP	GOOD			
130	2018		394	Salisbury st	Y	1994	45	3		3			1994		50	2044	CP	GOOD	Bell inspected 2017.		
131			FIELD	GOLF	Y	1995	45	3		3			1995		50	2045		GOOD			
132	2018		FIELD	GOLF	Y	1994	50	4		3			1994		50	2044		GOOD	Bell inspected 2017. Down ground needs mounding	336	
133			FIELD	GOLF	Y	1989	50	3		3			1989		50	2039		GOOD			
134			FIELD	GOLF	Y	1996	50	2	Y	3		1996	1996	1995	50	2046	T# 844,846,845 CLUB HOUSE	GOOD			
135			FIELD	GOLF	Y	1995	45	2	Y	3			1995	195	50	2045	T# 574, PARKING LOT CLUB HOUSE	GOOD			
136			FIELD	GOLF	Y	1995	50	3		3			1995		50	2045	CP	GOOD			
137			FIELD	GOLF	Y	1994	45	3		3			1994		50	2044	CP	GOOD			

HYDRO HAWKESBURY POLE LISTINGS - ASSET REGISTER

POLE #	Last Inspected	DIP POLE 1 OR 3 PHASE	CIVIC #	STREET	B/Y	INSTALLATION DATE	HEIGHT	CLASS	TRANS. POLE	PRIMARY 1 OR 3 PHASE	SEC. POLE	X-ARM	SIDE POLE BRACKETS OR INSULATORS	CUT-OUTS	LIFE	EXPECTED CHANGE	NOTES	Asset Condition Index (Good/Fair/Poor)	Recommendation/ Comments	Conductor (ACSR)	DRILL TEST
138			FIELD	GOLF	Y	1994	45	3		3			1994		50	2044	CP	GOOD			
139			FIELD	GOLF	Y	1994	35	4		3	Y		1994		50	2044		GOOD			
140			FIELD	GOLF	Y	1995	40	4		3		1995	1995		50	2045		GOOD			
141			226	SALISBURY		2013	40	2	Y	1			2013	2013	50	2063	T# 200	GOOD			
142			244	SALISBURY		2013	40	2		1			2013		50	2063	ROTTEN	GOOD			
143			278	SALISBURY		2013	40	2		1			2013		50	2063		GOOD			
144			302	SALISBURY		2013	40	2	Y	1			2013	2013	50	2063	T# 220	GOOD			
145			312	SALISBURY		2013	40	2			Y		2013		50	2063		GOOD			
146	2018		497	NELSON W		1966	40	4	Y	3		1966	1966/ Porcelain	1966/ Porcelain	57	2023	T# 905	FAIR	Bell inspected 2017.	336	
147			521	NELSON W		2014	40	2		3		2014			50	2064		GOOD			
148			370	SALISBURY		1969	40	4			Y		1969		50	2019		FAIR			
149			390	SALISBURY		1969	40	4			Y		1969		50	2019		FAIR			
150			394	SALISBURY		1969	40	4			Y		1969		50	2019		FAIR			
151			394	SALISBURY	Y	1969	40	4		1			1969		50	2019		FAIR			
152	2018		398	SALISBURY	Y	1969	40	4	100kva	1			1969/ Porcelain	2011/ Polymer	54	2023	T# 627	FAIR	Transformer minor leak.		Pass
153			404	SALISBURY	Y	2017	40	4		1			2017		50	2067		GOOD			
154			408	SALISBURY	Y	1969	40	3	Y	1			1969	2011	50	2019	T# 391	FAIR			
155			412	SALISBURY	Y	1969	40	4		1			1969		50	2019		FAIR			
156			420	SALISBURY	Y	1969	40	4	Y	1			1969	2011	50	2019	T# 373	FAIR			
157			414	KITCHENER	Y	1968	40	4			Y		1968		50	2018		FAIR			
158			226	KITCHENER		1969	40	4	Y	3		2006	2006	2006	50	2019	T# 257-258-259	FAIR			
159			244	KITCHENER		2013	40	2			Y		2013		50	2063		GOOD			
160	2018		251	KITCHENER		2013	40	2	Y	1			2013	2013	50	2063	T# 214 ROTTEN	GOOD	Down ground wire is cut off, need moulding too. Street has 5 new poles.	#2	
161			272	KITCHENER		2013	40	2		1			2013		50	2063	ROTTEN	GOOD			
162			282	KITCHENER		2013	40	2	Y	1			2013	2013	50	2063	T# 229 ROTTEN	GOOD			
163			312	KITCHENER		2013	40	2		1			2013		50	2063		GOOD			
164	2018		445	NELSON W		1956	40	4		3		2011	2011		67	2023	3 INS POLYMERE 1 X AIRM FG, 4 INS GLASS, 2 XARM WOOD	FAIR	All polymer. Bell inspeded 2017.	336	
165			455	NELSON W		1981	40	4		3		2011	2011		50	2031		GOOD			
166			454	NELSON W		1981	35	5			Y				50	2031		GOOD			
167			430	NELSON W		1981	40	4		3		1981	1981		50	2031	LB CUT OUTS HDHS	GOOD			
168	2018		379	KITCHENER		1981	40	4	50	3		1981	1981/Porcelain	1981/Porcelain	50	2031	T# 14	GOOD	need ground wire moulding.	#2	
169	2018		401	KITCHENER		1980	40	4	Y	3		1980	2011	2011	50	2030	T# 615	GOOD	need ground wire moulding.	#2	
170	2018		453	KITCHENER		2016	45	3	Y	3		2016	2010	1987	50	2066	T# 751	GOOD		#2	
171			455	KITCHENER		1986	40	4		3		1986	1986		50	2036		GOOD			
172			490	THORNE	Y	1989	40	4		3		1989	1989		50	2039		GOOD			
173			490	KITCHENER		1980	35	4			Y				50	2030		GOOD			
174			516	THORNE	Y	1970	40	4		3		1970	1970		50	2020		FAIR			
175			532	THORNE	Y	1956	40	5	Y	3		1956	1956		50	2006	T# 166	POOR			
176			558	THORNE	Y	1986	40	4		3		1986	1986		50	2036		GOOD			
177		YES	584	THORNE	Y	2003	40	3		3		2003	2011	2003	50	2053	RISER HDHS	GOOD			
178			600	THORNE	Y	1980	35	4	Y	1			2011	1980	50	2030	T# 260	GOOD			
179			630	THORNE	Y	1958	35	4			y				50	2008		POOR			
180			658	THORNE	Y	1958	35	4			y				50	2008		POOR			
181			566	ALLAN	Y	1980	40	4			Y				50	2030		GOOD			
182			575	SMERDON	Y	1980	40	4			Y				50	2030		GOOD			
183			587	SMERDON	Y	2006	40	3			Y				50	2056		GOOD			
184			595	SMERDON	Y	2006	40	3			Y				50	2056		GOOD			

HYDRO HAWKESBURY POLE LISTINGS - ASSET REGISTER

POLE #	Last Inspected	DIP POLE 1 OR 3 PHASE	CIVIC #	STREET	B/Y	INSTALLATION DATE	HEIGHT	CLASS	TRANS. POLE	PRIMARY 1 OR 3 PHASE	SEC. POLE	X-ARM	SIDE POLE BRACKETS OR INSULATORS	CUT-OUTS	LIFE	EXPECTED CHANGE	NOTES	Asset Condition Index (Good/Fair/Poor)	Recommendation/ Comments	Conductor (ACSR)	DRILL TEST
185			607	SMERDON	Y	1986	40	4			Y				50	2036		GOOD			
186			615	SMERDON	Y	1986	40	4	Y	1			2010	1986	50	2036	T# 797	GOOD			
187			615	SMERDON	Y	1988	40	5		1			1988		50	2038		GOOD			
188			608	SMERDON	Y	1989	40	4		1			2010		50	2039	CP	GOOD			
189			608	SMERDON	Y	1993	40	4		1			1993		50	2043		GOOD			
190			602	SMERDON	Y	1986	35	4		1			2010		50	2036		GOOD			
191			602	SMERDON	Y	1986	35	5		1			1986		50	2036		GOOD			
192	2018		596	SMERDON	Y	1986	40	4	Y	1			1986/ Porcelain	1986/ Porcelain	37	2023	T# 635	FAIR	Bell inspected 2017. B/Y pole, lots of vegetation ad trees needs to be trimmed.	1/0	
193			568	SMERDON	Y	1986	40	4		1			1986		50	2036		GOOD			
194			544	SMERDON	Y	1986	35	5		1			1986		50	2036		GOOD			
195	2018		512	SMERDON	Y	1986	40	4	100KVA	1			1986/ Porcelain	1986/ Porcelain	50	2036	T# 747	GOOD	Bare copper grounding need moulding, Small wood pecker hole.	#2	
196			484	SMERDON	Y	1986	40	4		1			1986		50	2036		GOOD			
197			466	SMERDON	Y	1986	40	4		1			1986		50	2036		GOOD			
198			466	PROSPECT		1986	40	4		3		1986	1986		50	2036	BELL	GOOD			
199			463	ALLAN	Y	1957	35	4		1			2011	CP	50	2007		POOR			
200			463	ALLAN	Y	1957	35	4			Y		0		50	2007	BELL	POOR			
201			493	RIORDON	Y	1951	40	4			Y				50	2001	BELL	POOR			
202			511	RIORDON	Y	1957	35	4			Y				50	2007	BELL	POOR			
203			475	ALLAN	Y	1957	35	5			Y				50	2007	BELL	POOR			
204			485	ALLAN	Y	1957	35	5			Y				50	2007	BELL	POOR			
205			474	ALLAN	Y	1956	35	5		1			1956		50	2006		POOR			
206			499	SMERDON	Y	1969	40	4	Y	1			1969	1956	50	2019	T# 636	FAIR			
207			519	SMERDON	Y	1969	40	4		1			1969		50	2019		FAIR			
208			541	SMERDON	Y	1969	40	4	Y	1			2011	1956	50	2019	T# 766	FAIR			
209			555	SMERDON	Y	1980	40	4			Y				50	2030		GOOD			
210			416	PROSPECT		1998	40	3		3		1998	1998		50	2048		GOOD			
211	2018		384	PROSPECT		1996	40	3	50kva	3		1996	1996/ Porcelain	1996/ Porcelain	50	2046	T# 261	GOOD	Splice and install down ground moulding.	#2	
212			376	PROSPECT		1970	40	4		3		1970	1970	1970	50	2020		FAIR			
213			326	NELSON W		1970	40	4		3		2011	2011	2011	50	2020		FAIR			
214			328	PROSPECT		1970	40	4		3		1970	1970	1970	50	2020	CP	FAIR			
215	2018		316	PROSPECT		1956	40	4		3		1956	1956/ Porcelain	1956/ Porcelain	67	2023	TIE SWITCH#58	FAIR	Rotten top of pole, passed drill test.	3/0	Pass
216	2018		300	PROSPECT		1970	40	2	75kva	3		1970	1970/ Porcelain	2009	47	2017	T# 9	POOR	Pole leaning, needs to be straightened. Down ground moulding required.	3/0	
217			266	PROSPECT		1970	40	4		3		1970	1970		50	2020		FAIR			
218			250	PROSPECT		1970	40	4		3		1970	1970		50	2020		FAIR			
219	2018		232	PROSPECT		1992	40	2	100kva	3		1992	1992/ Porcelain	1992/ Porcelain	50	2042	T # 630	GOOD	Transformer rusting, minimal leak. Down ground need moulding and new wire piece.	336, #2 for bldg run off	Pass
220			300	MAIN W		1980	40	4	Y	1			2011	1980	50	2030	T# 511	GOOD			
221			226	KIPLING		1970	40	4	Y	3		1970	1970	1970	50	2020	T# 336-337-338	FAIR			
222	2018		250	KIPLING		1970	40	4	100kva	3		1970	Polymer	Polymer	50	2020	T#623	FAIR	Slight rust on transformer	#2	
223			268	KIPLING		1998	40	3		3		1998	1998		50	2048		GOOD			
224	2018		288	KIPLING		1992	40	3	100kva	3		1992	1992	2010	50	2042	T# 399	GOOD	Transformer slight rust on bottom. Transformer is slight sweat. Need moulding for ground wire.	#2	Pass
225			312	KIPLING		1965	40	3		3		1965	2008		50	2015		POOR			
226			330	KIPLING		1965	40	4		3		2008	2008		50	2015		POOR			

HYDRO HAWKESBURY POLE LISTINGS - ASSET REGISTER

POLE #	Last Inspected	DIP POLE 1 OR 3 PHASE	CIVIC #	STREET	B/Y	INSTALLATION DATE	HEIGHT	CLASS	TRANS. POLE	PRIMARY 1 OR 3 PHASE	SEC. POLE	X-ARM	SIDE POLE BRACKETS OR INSULATORS	CUT-OUTS	LIFE	EXPECTED CHANGE	NOTES	Asset Condition Index (Good/Fair/Poor)	Recommendation/ Comments	Conductor (ACSR)	DRILL TEST
227			407	NELSON W		1965	40	4	Y	3		2009	2009	2009	50	2015	T#87	POOR			
228			350	NELSON W		2014	40	2		3		2008	2008		50	2064		GOOD			
229			398	NELSON W		1965	40	4		3		2009	2009		50	2015		POOR			
230	2018		362	KIPLING		1971	40	4	Y	3		2011	2011	1965	50	2021	T# 182	FAIR	Transformer is building slight rust. Inspected 2017.	#2	
231			384	KIPLING		1971	40	4		3		1971	1971		50	2021	DE	FAIR			
232	2018		420	KIPLING		1971	35	4	Y	1			1965	1965	50	2021	T# 408	FAIR			
233			434	KIPLING		1971	40	4		1			2011		50	2021		FAIR			
234	2018		223	GENEVIEVE		1971	40	4	Y	1			1965, Porcelain	1965, Porcelain	46	2017	T# 66	POOR	This pole and 5 adjacent poles are leaning due to Bell line. Need to re-align poles with guy wires. Down ground moulding required. Passed drill test. Transformer is rusting, terminations are rusting. Insulator mounting supports are rusting and may be losing strength.	3/0	Pass
235			251	GENEVIEVE		1971	40	4		1			1965		50	2021		FAIR			
236			283	GENEVIEVE		1971	40	4		1			1965		50	2021		FAIR			
237			299	GENEVIEVE		1971	40	4	Y	1			1965	1965	50	2021	T# 231	FAIR			
238			318	GENEVIEVE		1971	40	4		1			1965		50	2021		FAIR			
239			273	NELSON W		1971	40	4		3		1971	2011		50	2021		FAIR			
240			293	NELSON W		1971	40	4	Y	3		1971	1964	1964	50	2021	T# 614	FAIR			
241			264	NELSON W		1957	35	4			Y				50	2007	BELL	POOR			
242			240	BON PASTEUR		1992	40	4			Y				50	2042	BELL	GOOD			
243			226	BON PASTEUR	Y	2015	40	2			Y				50	2065		GOOD			
244			372	BON PASTEUR	Y	1969	35	4		1			2010		50	2019		FAIR			
245			372	BON PASTEUR		1992	45	2	Y	1			2010		50	2042	T# 121 COIN GENEVIEVE ET BON PASTEUR	GOOD			
246			226	BON PASTEUR		2003	40	2		1			2003		50	2053		GOOD			
247			226	BON PASTEUR		2003	40	2		1			2003		50	2053		GOOD			
248			226	BON PASTEUR		2003	40	2		1			2010		50	2053		GOOD			
249			226	BON PASTEUR		1964	35	4			Y				50	2014		POOR			
250			226	BON PASTEUR		1986	40	4		1			1986		50	2036	EGLISE ST-DOMINIQUE	GOOD			
251			226	BON PASTEUR	Y	1986	40	4	Y	1			2011	1986	50	2036	T# 472 CHURCH	GOOD			
252			226	BON PASTEUR	Y	1986	40	4		3		1986	2011		50	2036		GOOD			
253			82	BON PASTEUR		1986	45	2		3		1986	1986		50	2036		GOOD			
254		YES	50	BON PASTEUR		1986	45	2		3		1986	1986	1986	50	2036	RISER MARGUERITE BOUGEOIS	GOOD			
255			50	BON PASTEUR		1993	40	4		3		1993	1993		50	2043		GOOD			
256			50	BON PASTEUR		2012	40	3		3		2012	2012		50	2062	BOB LEDUC	GOOD			
257			260	MCGILL	Y	2003	45	3		3		2003	2003		50	2053	EGLISE MCGILL	GOOD			
258			260	MCGILL	Y	2003	45	3		3		2003	2010		50	2053	EGLISE MCGILL CP	GOOD			
259			260	MCGILL	Y	2003	45	3		3		2003	2003		50	2053	EGLISE MCGILL	GOOD			
260			260	MCGILL	Y	1980	40	4			Y	1980	1980		50	2030	EGLISE MCGILL	GOOD			
261			290	MCGILL	Y	1983	40	4	Y	3		1983	1983	1983	50	2033	T# 22	GOOD			
262			76	MAIN W	Y	1983	40	4		3		1983	1983		50	2033	TAP POUR RAVARY RETIREMENT HOME	GOOD			
263			342	MCGILL	Y	1983	40	4		3			1983		50	2033	FEEDER 55F3 PASTEUR IN FIELD	GOOD			
264			342	MCGILL	Y	1983	40	4		3			1983		50	2033	FEEDER 55F3 PASTEUR IN FIELD	GOOD			

HYDRO HAWKESBURY POLE LISTINGS - ASSET REGISTER

POLE #	Last Inspected	DIP POLE 1 OR 3 PHASE	CIVIC #	STREET	B/Y	INSTALLATION DATE	HEIGHT	CLASS	TRANS. POLE	PRIMARY 1 OR 3 PHASE	SEC. POLE	X-ARM	SIDE POLE BRACKETS OR INSULATORS	CUT-OUTS	LIFE	EXPECTED CHANGE	NOTES	Asset Condition Index (Good/Fair/Poor)	Recommendation/ Comments	Conductor (ACSR)	DRILL TEST
265			342	MCGILL	Y	1983	40	4		3			1983		50	2033	FEEDER 55F3 PASTEUR IN FIELD	GOOD			
266			342	MCGILL	Y	1983	40	4		3			1983		50	2033	FEEDER 55F3 PASTEUR IN FIELD	GOOD			
267			342	MCGILL	Y	1983	40	4		3			1983		50	2033	FEEDER 55F3 PASTEUR IN FIELD	GOOD			
268			342	MCGILL	Y	1983	40	4		3			1983		50	2033	FEEDER 55F3 PASTEUR IN FIELD	GOOD			
269			950	MAIN W	Y	2016	45	2	Y	3		2016	2016	2016	50	2066	T# 463	GOOD			
270			800	MAIN W		2016	45	2		3		2016	2016		50	2066		GOOD			
271			880	MAIN W		2016	45	2		3		2016	2016		50	2066		GOOD			
272			880	MAIN W		2016	45	2		3		2016	2016		50	2066		GOOD			
273			800	MAIN W		2016	45	2		3		2016	2016		50	2066		GOOD			
274	2018		800	MAIN W		2016	50	2		3		2016	2016		50	2066		GOOD		336	
275			800	MAIN W		2016	45	2	Y	3		2016	2016	2016	50	2066	T # 461	GOOD			
276			800	MAIN W		2016	45	2		3		2016	2016		50	2066		GOOD			
277			800	MAIN W		2016	45	2		3		2016	2016		50	2066		GOOD			
278	2018		700	MAIN W		2016	45	2		3		2016	2016		50	2066		GOOD		336	
279			700	MAIN W		1984	40	4	Y	1			2010	1984	50	2034	T# 221 HOTTE	GOOD			
280			700	MAIN W		2016	50	2		3		2016	2016		50	2066	T.O. WATER PLANT	GOOD			
281			700	MAIN W		1970	35	4		3		1970	1970		50	2020		FAIR			
282			700	MAIN W		1970	35	4		3		1970	1970		50	2020	PLAN EAU WEST END	FAIR			
283			670	MAIN W		1980	35	4	Y	3		1980	1980	1980	50	2030	T# 562 PLAN EAU WEST END	GOOD			
284			670	MAIN W		1980	35	4	Y	3		1980	1980	1980	50	2030	PLAN EAU WEST END	GOOD			
285			670	MAIN W		1954	35	4	Y	3		1954	1954	1954	50	2004	T# 185 PLAN EAU WEST END FEEDER DOG POUND	POOR			
286			670	MAIN W		2016	45	2		3		2016	2016		50	2066		GOOD			
287			670	MAIN E		2016	45	2		3		2016	2016		50	2066		GOOD			
288			516	MAIN W		2017	40	4		3		2017	2017		50	2067	TURPIN	GOOD			
289			516	MAIN W		1987	40	4		3		1987	1987		50	2037	CP	GOOD			
290			516	MAIN W		1983	40	4		3			0		50	2033	TO CIP PUMP HOUSE	GOOD			
291			517	MAIN W		1983	40	4		3			1983		50	2033	TO CIP PUMP HOUSE	GOOD			
292			518	MAIN W		1983	40	4		3			1983		50	2033	TO CIP PUMP HOUSE	GOOD			
293			519	CIP ROAD		1983	40	4	Y	3			1983	2012	50	2033	T # 109 COLLECTOR TO CIP PUMP HOUSE	GOOD			
294			520	MAIN W		1983	40	4		3			1983		50	2033	TO CIP PUMP HOUSE	GOOD			
295			521	MAIN W		1983	40	4		3			1983		50	2033	TO CIP PUMP HOUSE	GOOD			
296			522	MAIN W		1983	40	4		3			1983		50	2033	TO CIP PUMP HOUSE	GOOD			
297			523	CIP ROAD		1983	40	4	Y	3			1983	2012	50	2033	T # 108 COLLECTOR TO CIP PUMP HOUSE	GOOD			
298			524	MAIN W		1983	40	4		3		1983	1983		50	2033	TO CIP PUMP HOUSE	GOOD			
299			525	MAIN W		1983	40	4		3		1983	1983		50	2033	TO CIP PUMP HOUSE	GOOD			
300			526	MAIN W		1983	40	4		3		1983	1983		50	2033	TO CIP PUMP HOUSE	GOOD			
301			527	MAIN W		1983	40	4		3		1983	1983		50	2033		GOOD			
302			528	MAIN W		1983	40	4		3		1983	2010		50	2033		GOOD			
303			529	CIP ROAD		1993	40	2	Y	3		1993	2010	2010	50	2043	T# 880-878-879 PUMP HOUSE	GOOD			
304	2018		514	MAIN W		1996	40	3		3		1996	2010		50	2046	UNDER ARM SWITCH#12	GOOD	Switch looks good condition, need some cleaning.		Pass
305			514	MAIN W		1961	35	4			y		0		50	2011		POOR			
306			476	MAIN W		1961	35	5			y		0		50	2011		POOR			
307			476	MAIN W		1961	40	4		3		2011	2011		50	2011		POOR			

HYDRO HAWKESBURY POLE LISTINGS - ASSET REGISTER

POLE #	Last Inspected	DIP POLE 1 OR 3 PHASE	CIVIC #	STREET	B/Y	INSTALLATION DATE	HEIGHT	CLASS	TRANS. POLE	PRIMARY 1 OR 3 PHASE	SEC. POLE	X-ARM	SIDE POLE BRACKETS OR INSULATORS	CUT-OUTS	LIFE	EXPECTED CHANGE	NOTES	Asset Condition Index (Good/Fair/Poor)	Recommendation/ Comments	Conductor (ACSR)	DRILL TEST
308			450	MAIN W		2013	40	2		3		2013	2013		50	2063		GOOD			
309			438	MAIN W		1961	40	4		3		2011	2011		50	2011		POOR			
310			438	MAIN W		1961	35	5			y		0		50	2011		POOR			
311			438	MAIN W		2013	40	2		3		2013	2013		50	2063	ACE ELECTRIC	GOOD			
312			438	KIPLING		2013	40	2		3		2013	2013		50	2063	CP KIPPLING	GOOD			
313			438	KIPLING		1961	35	4			Y		0		50	2011	CP KIPPLING	POOR			
314			352	MAIN W		1985	40	4		3		1985	1985		50	2035		GOOD			
315			324	MAIN W		2013	40	2		3		2013	2013		50	2063		GOOD			
316			324	MAIN W		2015	40	2			Y		0		50	2065		GOOD			
317			302	MAIN W		2013	40	2		3		2013	2013		50	2063		GOOD			
318			254	MAIN W		1996	40	3		3		2011	2011		50	2046	TAP GENEVIEVE	GOOD			
319			254	MAIN W		1961	40	4			Y		0		50	2011		POOR			
320			220	MAIN W		1961	40	4		3		1961	1961	1961	50	2011		POOR			
321			212	MAIN W		2013	40	2	Y	3		2013	2013	2013	50	2063	T# 156-520-521 MARCHILDON	GOOD			
322			220	MAIN W		1983	40	4	Y	3		1983	1983		50	2033	T# 21	GOOD			
323				CHURCH		1983	40	4		3		1983	1983		50	2033		GOOD			
324			202	MAIN W		1969	45	4		3		1969	1969		50	2019		FAIR			
325			202	MAIN W		1969	35	5			y				50	2019		FAIR			
326			188	MAIN W		1969	40	4	Y	3		1969	1969	1969	50	2019	T # 171	FAIR			
327			162	MAIN W		2013	40	2		3		2013	2013		50	2063	ROTTEN	GOOD			
328			142	MAIN W		2013	40	2		3		2013	2013		50	2063	ROTTEN	GOOD			
329			114	MAIN W		2013	40	2		3		2013	2013		50	2063		GOOD			
330			96	MAIN W		2013	40	2		3		2013	2013		50	2063		GOOD			
331			86	MAIN W		1985	40	2	Y	3		1985	1985	1985	50	2035	T# 597	GOOD			
332			76	MAIN W		1961	40	3	Y	3		1961	1961	1961	50	2011	T# 303-304-305 DAIRY QUEEN	POOR			
333			73	MAIN W		1971	35	5		1			2010		50	2021		FAIR			
334			55	MAIN W		1971	40	4	Y	1			2010	1965	50	2021	T# 301	FAIR			
335			32	MAIN W		1971	35	4			Y				50	2021		FAIR			
336	2018		73	MAIN W		1983	40	4		3		1983	2010		50	2033	LBS#15	GOOD		3/0	
337				WATER		1987	45	2		3		1987	1987		50	2037		GOOD			
338	2018		411	McGill St	Y	1962	45	2	167KVA	1			2010/ PORCELAIN	PORCELAIN	61	2023	BELL	FAIR	Bell inspected 2017, change cutouts and insulators.	3/0	
339			225	MAIN W	Y	1993	40	2	Y	3		1993	2010	1993	50	2043	T# 39	GOOD			
340			225	MAIN W	Y	1980	35	4	Y	3			2010	1980	50	2030	TRANS# 246,247,245	GOOD			
341		YES	175	MAIN W	Y	1998	40	2	Y	3			1998	1998	50	2048	T# 848-849-850- T# 589	GOOD			
342			155	MAIN W	Y	1992	40	2	Y	3			1992	1992	50	2042	T# 363-364-365 STEPH CLEANER	GOOD			
343			175	MAIN W	Y	1993	40	4		3			1993		50	2043	STEPH CLEANER	GOOD			
344			175	MAIN W	Y	1993	40	4		3			1993		50	2043	STEPH CLEANER	GOOD			
345			55	MAIN W	Y	1987	45	4		3			1987		50	2037		GOOD			
346			57	MAIN W	Y	1987	45	2	Y	3			1987	2011	50	2037	T # 784,785,786	GOOD			
347			57	MAIN W	Y	1995	45	5		3			1995		50	2045		GOOD			
348	2018		320	Tupper	Y	1982	40	4	50	1			2010	1982	50	2032	RISER 1 MAIN, address revised	GOOD	Change top pin insulators.	3/0	
349			1	MAIN	Y	1987	45	4		3			1987		50	2037		GOOD			
350				ROUTE NORD		1992	45	4		3			2010		50	2042	CP	GOOD			
351				MCGILL		2003	45	3		3		2003	2003		50	2053	CP BELL	GOOD			
352			260	MCGILL		1957	45	3		3		1957	1957		50	2007	BELL CORNER TO REGENT	POOR			
353			290	MCGILL		2015	40	2		3		2015	2015		50	2065	not bell pole	GOOD			
354			331	MCGILL		2007	45	3		3		2007	2007		50	2057	BELL	GOOD			
355			335	MCGILL		2009	40	2		3		2009	2009		50	2059	BELL	GOOD			

HYDRO HAWKESBURY POLE LISTINGS - ASSET REGISTER

POLE #	Last Inspected	DIP POLE 1 OR 3 PHASE	CIVIC #	STREET	B/Y	INSTALLATION DATE	HEIGHT	CLASS	TRANS. POLE	PRIMARY 1 OR 3 PHASE	SEC. POLE	X-ARM	SIDE POLE BRACKETS OR INSULATORS	CUT-OUTS	LIFE	EXPECTED CHANGE	NOTES	Asset Condition Index (Good/Fair/Poor)	Recommendation/ Comments	Conductor (ACSR)	DRILL TEST
356			363	MCGILL		1962	40	4		3		1962	1962		50	2012	BELL CORNER NELSON	POOR			
357	2018	YES	375	MCGILL		1962	40	4	PAD	3		1962	1962		61	2023	BELL, T# 699. Switch#57	FAIR	Passed drill test. Pole top and cross arm started to rust.		Pass
358	2018		430	MCGILL		1962	40	4	Y	3		2006	2006	2013	50	2012	BELL T# 415	POOR	Bell inspected 2017. Pole and trnasformer no visual issues.		
359			449	MCGILL		1980	40	3		3		2006	2006		50	2030	BELL	GOOD			
360			461	MCGILL		1980	40	5		3		2006	2006		50	2030	BELL T.O. 444 MCGILL	GOOD			
361			444	MCGILL		1980	40	4	Y	1			2010	2010	50	2030	BELL T# 709	GOOD			
362			471	MCGILL		1962	40	2		3			2006		50	2012	BELL	POOR			
363			497	MCGILL		1962	40	4		3			2006		50	2012	BELL	POOR			
364	2018		417	MCGILL		1962	40	4	Y	1			2006/ PORCELAIN	1962/ PORCELAIN	50	2012	BELL TRANS# 559	POOR	Bell inspected 2017. Change cutout and insulators.	3/0	
365			28	MILL ENTRANCE		1960	35	5			Y		0		50	2010	BELL	POOR			
366			38	MILL ENTRANCE		1960	35	5			Y		0		50	2010	BELL	POOR			
367			58	MILL ENTRANCE		1956	35	5			Y		0		50	2006	BELL	POOR			
368			55	MILL ENTRANCE		1956	30	4			Y		0		50	2006	BELL	POOR			
369			557	MCGILL		1962	40	4			Y	2006	2006		50	2012	BELL	POOR			
370			665	MCGILL		1962	40	4			Y	2006	2006		50	2012	BELL	POOR			
371			577	MCGILL		1962	40	4	Y	3		2006	2006	2006	50	2012	BELL TRANS # 28	POOR			
372			593	MCGILL		1962	40	4		3		2006	2006		50	2012	BELL	POOR			
373	2018		605	MCGILL		1962	40	4	Y	1		2006	2006/ PORCELAIN	Porcelain	50	2012	BELL TRANSFO # 30	POOR	Inspected 2017, Change Cutouts And Insulators	3/0	
374			627	MCGILL		1962	40	4		3		2006	2006		50	2012	BELL	POOR			
375			669	MCGILL		1962	40	4		3		2006	2006		50	2012	BELL T.O. PUMP HOUSE	POOR			
376			771	MCGILL	Y	1995	40	3		3		1995	1995		50	2045	BELL	GOOD			
377	2018		663	MCGILL		1962	40	4	167KVA	1		2006	2006/ PORCELAIN	2011	61	2023	BELL TRANSFO# 576	FAIR	Pole cracked/chipped halfway through. Change insulators. Passed drill test.	3/0	Pass
378			698	MCGILL		1962	35	5			Y	1962	1962		50	2012	BELL	POOR			
379			715	MCGILL		1962	40	4		3		2006	2006		50	2012	BELL	POOR			
380			731	MCGILL		1962	40	4		3		2006	2006		50	2012	BELL	POOR			
381			767	MCGILL		1962	40	4		3		2006	2006		50	2012	BELL	POOR			
382			794	MCGILL		1962	40	4	Y	3		2006	2006	2006	50	2012	BELL TRANF# 571	POOR			
383	2018		820	MCGILL		1962	40	4		3		1962	1962		61	2023	BELL	FAIR	Bell Inspected 2017.	3/0, #2 TAP-OFF	
384			769	MCGILL	Y	1973	40	4	Y	3		1973	1973	2010	50	2023	BELL TRANSFO # 95-218-387 KFC	FAIR			
385	2018		797	MCGILL	Y	1973	40	4	Y	1			1975/ PORCELAIN	2010	50	2023	BELL TRANSFO #572 VIEUX CHÂTEAU	FAIR	Bell inspected 2017, change dead-end insulators, down ground wire needs moulding.	#2	
386			769	MCGILL	Y	1973	40	4			Y				50	2023	BELL CHÂTEAU	FAIR			
387			797	MCGILL	Y	1972	40	4			Y				50	2022	BELL CHÂTEAU	FAIR			
388			840	MCGILL		1992	35	3			Y				50	2042	BELL CHÂTEAU	GOOD			

HYDRO HAWKESBURY POLE LISTINGS - ASSET REGISTER

POLE #	Last Inspected	DIP POLE 1 OR 3 PHASE	CIVIC #	STREET	B/Y	INSTALLATION DATE	HEIGHT	CLASS	TRANS. POLE	PRIMARY 1 OR 3 PHASE	SEC. POLE	X-ARM	SIDE POLE BRACKETS OR INSULATORS	CUT-OUTS	LIFE	EXPECTED CHANGE	NOTES	Asset Condition Index (Good/Fair/Poor)	Recommendation/ Comments	Conductor (ACSR)	DRILL TEST
389	2018		860	MCGILL		1968	40	4		3		1968	1968/ PORCELAIN		50	2018	BELL, CORNER SPENCE & MCGILL	FAIR	Inspected 2017, change insulators	336, 3/0	
390			894	MCGILL		1968	40	4		3		2006	2006		50	2018	BELL	FAIR			
391			910	MCGILL		1968	40	4	Y	3		2006	2006	1968	50	2018	TRANS # 85	FAIR			
392			928	MCGILL		1968	40	4		3		2006	2006		50	2018		FAIR			
393			952	MCGILL		1968	40	4		3		2006	2006		50	2018	BELL	FAIR			
394			952	MCGILL		1994	40	5	Y	3		1994	1994	1994	50	2044	BELL TRANSF# 565	GOOD			
395			952	MCGILL		1994	40	5	Y	3		1994	1994	1994	50	2044	BELL T # 824-825-826 D.E.	GOOD			
396			952	MCGILL	Y	1994	35	4			Y	1994	1994		50	2044		GOOD			
397			966	MCGILL	Y	1960	35	4			Y	1960	1960		50	2010	BELL	POOR			
398			TIM HORTON	MCGILL		1968	40	4	Y	3		1968	1968	1968	50	2018	SWITCH	FAIR			
399			1030	MCGILL		1978	45	4		3		1978	1978		50	2028		FAIR			
400			1075	MCGILL		1993	55	3		3		1993	1993		50	2043	C.P. & DE	GOOD			
401			1075	MCGILL		1992	50	4			Y		0		50	2042		GOOD			
402			MAZDA	MCGILL		2007	55	2		3			2007		50	2057	BELL	GOOD			
403			MAZDA	MCGILL		2007	40	3		3		2007	2007		50	2057		GOOD			
404			MAZDA	MCGILL		2010	40	2	Y	1			2010	2010	50	2060	ROCK T #421	GOOD			
405			1075	MCGILL		2007	50	4		1			2007		50	2057		GOOD			
406			1075	MCGILL		1968	40	4	Y	1			2010	2010	50	2018	T # 212	FAIR			
407			952	MCGILL		1967	35	4			Y				50	2017	BELL	POOR			
408			852	JAMES	Y	1972	40	4		1		1972	1972		50	2022	BELL	FAIR			
409			832	JAMES	Y	1972	40	4	Y	1		1972	1972	1972	50	2022	BELL T # 320	FAIR			
410			820	JAMES	Y	1972	40	4		1			1972		50	2022	BELL	FAIR			
411			790	JAMES	Y	1972	40	4	Y	3		1972	1972	1972	50	2022	BELL T # 340-476-339	FAIR			
412			788	JAMES	Y	1972	40	4		3		1972	1972	1972	50	2022	BELL T.O	FAIR			
413			754	JAMES	Y	1972	40	4		1			1972	1972	50	2022	BELL	FAIR			
414			714	JAMES	Y	1972	40	4		1			1972		50	2022	BELL	FAIR			
415			684	JAMES	Y	1976	40	4	Y	1			1976	1976	50	2026	BELL T # 375	FAIR			
416			644	JAMES	Y	1976	40	4		1			1976		50	2026	BELL	FAIR			
417			624	JAMES	Y	1976	40	4			Y				50	2026	BELL D.E.	FAIR			
418			610	JAMES	Y	1976	40	4			Y				50	2026	BELL	FAIR			
419			578	JAMES	Y	1997	35	4			Y				50	2047	BELL	GOOD			
420			530	JAMES	Y	1962	35	5			Y				50	2012	BELL	POOR			
421			857	JAMES	Y	1972	40	4			Y		0		50	2022	BELL D.E.	FAIR			
422			855	JAMES	Y	1972	40	4		3		1972	1972		50	2022	BELL	FAIR			
423	2018		827	JAMES	Y	1972	40	4		3		1972	1972/ PORCELAIN		50	2022	BELL	FAIR	Bell inspected 2017, change insulators.	336	
424			815	JAMES	Y	1972	40	4	Y	3		1972	1972	1972	50	2022	BELL T # 319	FAIR			
425			797	JAMES	Y	1972	40	4		3		1972	1972		50	2022	BELL	FAIR			
426			787	JAMES	Y	1972	40	4		3		1972	1972		50	2022	BELL	FAIR			
427			785	JAMES	Y	1972	40	4		3		1972	1972		50	2022	BELL	FAIR			
428			757	JAMES	Y	1972	40	4	Y	3		1972	1972	2011	50	2022	BELL T # 318	FAIR			
429			745	JAMES	Y	1972	40	4		3		1972	1972		50	2022	BELL	FAIR			

HYDRO HAWKESBURY POLE LISTINGS - ASSET REGISTER

POLE #	Last Inspected	DIP POLE 1 OR 3 PHASE	CIVIC #	STREET	B/Y	INSTALLATION DATE	HEIGHT	CLASS	TRANS. POLE	PRIMARY 1 OR 3 PHASE	SEC. POLE	X-ARM	SIDE POLE BRACKETS OR INSULATORS	CUT-OUTS	LIFE	EXPECTED CHANGE	NOTES	Asset Condition Index (Good/Fair/Poor)	Recommendation/ Comments	Conductor (ACSR)	DRILL TEST
430			725	JAMES	Y	1972	40	4		3		1972	1972		50	2022	BELL T.O. TACHE	FAIR			
431			705	JAMES	Y	1972	40	2		3		1972	1972		50	2022	BELL	FAIR			
432	2018		685	JAMES	Y	1996	40	3	Y	3		1996	1996	1996	50	2046	BELL T # 317	GOOD			
433			657	JAMES	Y	1972	40	4		3		1972	1972		50	2022	BELL	FAIR			
434	2018		655	JAMES	Y	1972	40	4		3		1972	1972/ PORCELAIN		50	2022	BELL	FAIR	Bell inspecetd 2017, change insulators, remove vegetation growing up into the pole into overhead primary.	336	
435			529	JAMES	Y	1972	40	4		3		1972	1972		50	2022	BELL	FAIR			
436			525	JAMES	Y	1972	40	4		3		1972	1972		50	2022	BELL	FAIR			
437			658	PORTELANCE		1963	40	4	Y	3		2006	2006	2006	50	2013	BELL, T # 134	POOR			
438			668	PORTELANCE	Y	1994	40	5		1			2009		50	2044	BELL	GOOD			
439			688	PORTELANCE	Y	1994	40	5	Y	1			1994	1994	50	2044	BELL T # 384	GOOD			
440			726	PORTELANCE	Y	1972	40	5		1			1972		50	2022	BELL, T.O. TACHE	FAIR			
441			736	PORTELANCE	Y	1994	40	5		1			1994		50	2044	BELL	GOOD			
442			726	TACHE	Y	1972	40	4		1			1972		50	2022	ROCK TRANSFO #	FAIR			
443			758	TACHE	Y	1972	40	4	Y	1			1972	2011	50	2022	T # 25	FAIR			
444			758	TACHE	Y	1993	40	4		1			1993		50	2043		GOOD			
445			810	PORTELANCE		1993	40	4		3		1993	1993		50	2043		GOOD			
446		YES	810	PORTELANCE	Y	1991	40	3	PAD	3		1991	1991	1991	50	2041	T# 949	GOOD			
447			797	TACHE	Y	1993	40	3		1			1993		50	2043		GOOD			
448			777	TACHE	Y	1972	40	4	Y	1			1972	1972	50	2022	T # 372	FAIR			
449			745	TACHE	Y	1972	40	4			Y				50	2022		FAIR			
450			766	PORTELANCE	Y	1993	40	4		1			1993		50	2043		GOOD			
451			778	PORTELANCE	Y	1995	40	2	Y	1			2010	NONE	50	2045	T # 362	GOOD			
452			993	PORTELANCE	Y	1995	40	3		1			2010		50	2045		GOOD			
453			973	PORTELANCE	Y	1995	40	3	Y	1			1995	1995	50	2045	T # 6	GOOD			
454			961	PORTELANCE	Y	1995	40	3		1			1995		50	2045		GOOD			
455			943	PORTELANCE	Y	1995	40	3	Y	1			1995	1995	50	2045	T # 210	GOOD			
456			933	PORTELANCE	Y	1995	50	3		3		1995	1995	1995	50	2045	T.O. POLE	GOOD			
457			931	PORTELANCE	Y	1992	50	2		3		1992	1992		50	2042		GOOD			
458			FIELD	TACHE	Y	1995	40	3		3		1995	1995		50	2045	ROCK	GOOD			
459			FIELD	TACHE	Y	1995	40	3		3		1995	1995		50	2045	ROCK	GOOD			
460			FIELD	TACHE	Y	1972	40	4		3		1972	1972		50	2022	ROCK	FAIR			
461			FIELD	PORTELANCE	Y	1993	45	3		3		2000	2000		50	2043	TAKE OFF TACHE	GOOD			
462			777	PORTELANCE	Y	1972	40	4		3		1972	1972		50	2022		FAIR			
463	2018		755	PORTELANCE	Y	1993	40	3	Y	1		1993	1993	1993	50	2043	T # 253	GOOD	Change cutout and insulators.		
464			727	PORTELANCE	Y	1972	40	4		3		1972	1972		50	2022	ROCK	FAIR			
465			705	PORTELANCE	Y	1995	40	3		3		1995	1995		50	2045	ROCK	GOOD			
466			675	PORTELANCE	Y	1995	40	3		3		1995	1995		50	2045	ROCK	GOOD			
467			675	PORTELANCE	Y	1995	40	3		3		1995	1995		50	2045	ROCK	GOOD			
468	2018		665	PORTELANCE	Y	2017	40	3		3		2017	2017		50	2067	BELL C.P.	GOOD		336	
469			467	JAMES	Y	1962	40	5		3		1962	1962		50	2012	BELL C.P.	POOR			
470			497	JAMES	Y	1962	40	5		3		1962	1962		50	2012	BELL	POOR			
471		YES	675	PORTELANCE	Y	1962	40	4	Y	3		1962	1962	2011	50	2012	T# 448-449-450	POOR			
472			505	JAMES	Y	1962	40	4		3		1962	1962		50	2012	BELL	POOR			
473			479	JAMES	Y	1962	40	4			Y				50	2012	BELL	POOR			
474			473	JAMES	Y	1961	40	4			Y				50	2011	BELL	POOR			

HYDRO HAWKESBURY POLE LISTINGS - ASSET REGISTER

POLE #	Last Inspected	DIP POLE 1 OR 3 PHASE	CIVIC #	STREET	B/Y	INSTALLATION DATE	HEIGHT	CLASS	TRANS. POLE	PRIMARY 1 OR 3 PHASE	SEC. POLE	X-ARM	SIDE POLE BRACKETS OR INSULATORS	CUT-OUTS	LIFE	EXPECTED CHANGE	NOTES	Asset Condition Index (Good/Fair/Poor)	Recommendation/ Comments	Conductor (ACSR)	DRILL TEST
475			455	JAMES	Y	1961	35	4			Y				50	2011	BELL	POOR			
476			463	JAMES		1961	40	4	Y	3		1961	1961	1961	50	2011	BELL, T# 512	POOR			
477			462	JAMES		1961	40	4			Y	1961	1961		50	2011	BELL	POOR			
478			484	JAMES	Y	1961	40	4			Y		0		50	2011	BELL	POOR			
479			467	GORDON	Y	1961	40	4			Y		0		50	2011	BELL	POOR			
480			486	GORDON		2009	40	2			Y		0		50	2059	BELL	GOOD			
481			508	JAMES	Y	1961	35	5			Y		0		50	2011	BELL, ROTTEN	POOR			
482			512	JAMES	Y	1961	35	5			Y		0		50	2011	BELL, ROTTEN	POOR			
483			470	GORDON		2016	40	2	Y	1			2010	2016	50	2066	T# 139	GOOD			
484			448	GORDON		2009	40	2		1			2009		50	2059		GOOD			
485			418	GORDON		1987	40	2	Y	1			1987	1987	50	2037	T# 137	GOOD			
486			386	GORDON		1987	40	2	Y	1			1987	1987	50	2037	T# 240	GOOD			
487			152	EMERALD		1973	40	4		1			1973		50	2023		FAIR			
488			152	EMERALD		1973	40	4		1			1973		50	2023		FAIR			
489			430	EMERALD		1973	40	4	Y	1			1973	1975	50	2023	T# 35	FAIR			
490			450	EMERALD		1992	40	4		1			1992		50	2042		GOOD			
491			480	EMERALD		2013	40	2		1			2013		50	2063		GOOD			
492		YES	502	EMERALD		1973	40	4	Y	1			2010	2010	50	2023	T# 123	FAIR			
493			511	EMERALD	Y	1961	35	5			Y				50	2011	BELL	POOR			
494			522	JAMES	Y	1962	35	5			Y				50	2012	BELL	POOR			
495			538	JAMES	Y	1962	35	5			Y				50	2012	BELL	POOR			
496			558	JAMES	Y	1962	35	5			Y				50	2012	BELL	POOR			
497			511	STANLEY		1962	40	4	Y	1			1962	1962	50	2012	T# 219, BELL	POOR			
498			501	STANLEY		2013	40	2		1			2013		50	2063		GOOD			
499			479	STANLEY		2013	40	2		1			2013		50	2063		GOOD			
500			451	STANLEY		1992	40	2	Y	1			1992	1992	50	2042	T# 91	GOOD			
501			431	STANLEY		2013	40	2		1			0		50	2063		GOOD			
502			411	STANLEY		1975	40	4		1			0		50	2025		FAIR			
503		YES	411	STANLEY		2009	40	2		3		2009	2009	2009	50	2059	RISER TO 411 NELSON EST	GOOD			
504			21	NELSON EST		1975	40	4		3		1975	1975		50	2025	TAP TO 355 MCGILL	FAIR			
505			333	MCGILL		2015	40	2	Y	3		2015	2015	2015	50	2065	T# 306-307-308	GOOD			
506			44	NELSON EST		2015	40	2	Y	3		2015	2015	2015	50	2065	T# 371	GOOD			
507			70	NELSON EST		2015	40	2		3		2015	2015		50	2065		GOOD			
508			89	NELSON EST		1973	40	4		3		1973	1973		50	2023	C.P. STANLEY	FAIR			
509			109	NELSON EST		1973	40	4	Y	3		2008	2008	2008	50	2023	T# 4	FAIR			
510			109	NELSON EST		1981	35	4			Y				50	2031		GOOD			
511			131	NELSON EST		1973	40	4		3		1973	1973		50	2023	C.P. STANLEY	FAIR			
512			160	NELSON EST		1973	40	4	Y	3		1973	1973	1975	50	2023	T# 34	FAIR			
513			188	NELSON EST		1973	40	4		3		1973	1973		50	2023	TAP GORDON	FAIR			
514			193	NELSON EST		1973	40	4			Y				50	2023		FAIR			
515			228	NELSON EST		2013	40	2		3		2013	2013		50	2063		GOOD			
516			245	NELSON EST		2013	40	2	Y	3		2013	2013	2013	50	2063	T# 227	GOOD			
517		YES	300	NELSON EAST		2010	40	2		3		2010	2010	2010	50	2060	BELL, C.P. JAMES-NELSON, T# 937	GOOD			
518			383	JAMES		2010	40	3		3		2010	2010		50	2060	BELL	GOOD			
519			395	JAMES		2010	40	3	Y	3		2010	2010	2010	50	2060	BELL, T# 37	GOOD			
520			425	JAMES		1954	40	4		3		1954	1954		50	2004	BELL	POOR			
521			449	JAMES		1961	40	4		3		1961	1961		50	2011	BELL	POOR			
522			276	CECILE		1974	40	4		3		1974	1974		50	2024		FAIR			
523			313	CECILE		1974	40	4		3		1974	1974		50	2024		FAIR			
524			647	MONTCALM		1974	40	4		3		1974	1974		50	2024		FAIR			
525			374	CECILE		2013	40	2			GUY				50	2063		GOOD			
526			647	MONTCALM	Y	1974	40	4		3		1974	1974		50	2024	C.P.	FAIR			
527			388	CECILE		1974	40	4		3		2007	2007		50	2024		FAIR			

HYDRO HAWKESBURY POLE LISTINGS - ASSET REGISTER

POLE #	Last Inspected	DIP POLE 1 OR 3 PHASE	CIVIC #	STREET	B/Y	INSTALLATION DATE	HEIGHT	CLASS	TRANS. POLE	PRIMARY 1 OR 3 PHASE	SEC. POLE	X-ARM	SIDE POLE BRACKETS OR INSULATORS	CUT-OUTS	LIFE	EXPECTED CHANGE	NOTES	Asset Condition Index (Good/Fair/Poor)	Recommendation/ Comments	Conductor (ACSR)	DRILL TEST
528			370	CECILE		2012	40	2	Y	3		2012	2012	2012	50	2062	T# 534	GOOD			
529			368	CECILE		1999	40	2	Y	3		1999	1999	1999	50	2049	T# 713	GOOD			
530			378	CECILE		1974	40	4		3		1974	1974		50	2024		FAIR			
531			378	CECILE		1981	40	4		3		1981	1981		50	2031		GOOD			
532			380	CECILE		1981	40	4	Y	3		1981	1981	1981	50	2031	T# 625	GOOD			
533			382	CECILE		1974	40	4		3		2000	2000		50	2024		FAIR			
534			384	CECILE		1974	40	4	Y	3		2000	2000	2000	50	2024	T# 222	FAIR			
535			386	CECILE		1974	35	4		3		1974	1974		50	2024		FAIR			
536	2018		386	CECILE		1993	40	4	Y	3		1993	1993/POLYMER	1993	50	2043		GOOD		3/0	
537			920	CARTIER	Y	1981	40	4	Y	3		1981	1981	1981	50	2031	T# 282-321-124	GOOD			
538			898	CARTIER	Y	1975	40	4		3		1975	1975		50	2025		FAIR			
539			938	CARTIER	Y	1975	40	4	Y	3		1975	1975	1975	50	2025	T# 349, ROCK	FAIR			
540			938	CARTIER	Y	1975	40	4	Y	3		1975	1975	1975	50	2025	T# 611-612-613 OLD BMR	FAIR			
541			960	CARTIER	Y	1975	40	4	Y	3		1975	1975	1975	50	2025	T# 350	FAIR			
542			990	CARTIER	Y	1975	40	4	Y	3		1975	1975	2010	50	2025	T# 351	FAIR			
543			325	SPENCE		2018	45	3		3		2018	2018		50	2068	SWITCH # 23	GOOD			
544			992	GHISLAIN	Y	2013	45	2		3		2013	2013		50	2063		GOOD			
545			992	GHISLAIN	Y	1980	45	4		3		1980	1980		50	2030		GOOD			
546			1025	CARTIER	Y	1981	40	4	Y	1		1981	1981	1981	50	2031	T# 394	GOOD			
547			1055	CARTIER	Y	1981	40	4	Y	1		1981	1981	1981	50	2031	T# 427	GOOD			
548			305	SPENCE	Y	1980	40	4	Y	1		1980	1980	1980	50	2030	T# 486	GOOD			
549			315	SPENCE	Y	1980	40	4	Y	1		1980	1980	1980	50	2030	T# 425	GOOD			
550			988	GHISLAIN	Y	1980	45	4		3		1980	1980		50	2030	ROCK	GOOD			
551	2018		1015	CARTIER	Y	2018	45	2	Y	3		2018	2018	2018	50	2068	T# 383, ROCK	GOOD	Pole in good condition		
552			977	CARTIER	Y	2018	45	2	Y	3		-	2018	-	50	2068	T# 369, ROCK	GOOD			
553			955	CARTIER	Y	1981	40	4	Y	3		1981	1981	2010	50	2031	T# 804, ROCK	GOOD			
554			917	CARTIER	Y	2017	45	2	Y	3		2017	2017	2017	50	2067	T# 255	GOOD			
555			895	CARTIER	Y	1981	40	4		3		1981	1981		50	2031	TAP	GOOD			
556			895	CARTIER	Y	2017	45	2	Y	3		2017	2017	2017	50	2067	T# 120 ROCK	GOOD			
557			857	CARTIER	Y	1981	40	4		3		1981	1981		50	2031		GOOD			
558			857	CARTIER	Y	1981	40	4		3		1981	1981		50	2031	ROCK	GOOD			
559			835	CARTIER	Y	2006	40	3		3		2006	2006		50	2056	ROCK	GOOD			
560			805	CARTIER	Y	1981	40	4	Y	3		1981	1980	1980	50	2031	T# 629 ROCK	GOOD			
561			410	ADRIAN		1980	40	4		3		1980	1980		50	2030	UNDER ARM SWITCH	GOOD			
562			771	CARTIER	Y	1980	40	4		3		1980	1980		50	2030	ROCK	GOOD			
563			739	CARTIER	Y	1980	40	4		3		1980	1980		50	2030	ROCK	GOOD			
564			725	CARTIER	Y	1980	40	4		3		1980	1980		50	2030	ROCK	GOOD			
565			711	CARTIER	Y	2004	40	4	Y	3		2004	2004	2004	50	2054	T# 7 ROCK	GOOD			
566			444	CECILE	Y	1980	35	5			Y				50	2030		GOOD			
567			452	CECILE	Y	2004	40	4		3		2004	2004		50	2054	ROCK	GOOD			
568			470	CARTIER	Y	1968	40	4		3		1968	1968		50	2018	ROCK	FAIR			
569			478	CECILE	Y	1968	40	4	Y	3		1968	1968	1968	50	2018	T# 441, ROCK	FAIR			
570			498	CARTIER	Y	1968	40	4		3		1968	1968		50	2018	ROCK	FAIR			
571			518	CECILE	Y	1993	40	4		3		1993	1993		50	2043		GOOD			
572			542	CECILE	Y	1993	40	4		3		1993	1993		50	2043	ROCK	GOOD			
573			570	CECILE	Y	1993	40	4		3		1993	1993		50	2043		GOOD			
574			580	CECILE	Y	1993	40	4	Y	3		1993	1993	1993	50	2043	T# 569	GOOD			
575			565	CECILE		1993	40	4		1		1993	1993		50	2043	ROCK	GOOD			
576			514	GHISLAIN	Y	1993	40	4		3		1993	1993		50	2043		GOOD			
577			500	GHISLAIN	Y	1993	40	4		3		1993	1993		50	2043	ROCK	GOOD			
578			476	GHISLAIN	Y	1993	40	4		3		1993	1993		50	2043		GOOD			
579			462	GHISLAIN	Y	1993	40	4		3		1993	1993		50	2043	ROCK	GOOD			

HYDRO HAWKESBURY POLE LISTINGS - ASSET REGISTER

POLE #	Last Inspected	DIP POLE 1 OR 3 PHASE	CIVIC #	STREET	B/Y	INSTALLATION DATE	HEIGHT	CLASS	TRANS. POLE	PRIMARY 1 OR 3 PHASE	SEC. POLE	X-ARM	SIDE POLE BRACKETS OR INSULATORS	CUT-OUTS	LIFE	EXPECTED CHANGE	NOTES	Asset Condition Index (Good/Fair/Poor)	Recommendation/ Comments	Conductor (ACSR)	DRILL TEST
580			698	CECILE	Y	1993	40	4	Y	3		1993	1993	1993	50	2043	T# 567	GOOD			
581			718	CECILE	Y	1993	40	4		3		1993	1993		50	2043		GOOD			
582			740	CECILE	Y	1993	40	4			Y				50	2043	ROCK	GOOD			
583			740	CECILE	Y	1993	40	4		3		1993	1993		50	2043		GOOD			
584			748	CECILE	Y	1993	40	4		3		1993	1993		50	2043	D.E.	GOOD			
585			755	EDMOND		1993	40	4		3		1993	1993		50	2043	CORNER POLE	GOOD			
586			755	EDMOND		1993	40	4		3		1993	1993		50	2043		GOOD			
587			755	EDMOND	Y	1978	40	4		3		1978	1978		50	2028	ROCK	FAIR			
588			761	EDMOND	Y	1978	40	4	Y	3		1978	1978		50	2028	T# 52	FAIR			
589			765	EDMOND	Y	1978	40	4		3		1978	1978		50	2028		FAIR			
590			767	EDMOND	Y	1978	40	4	Y	3		1978	1978	1978	50	2028	T# 244	FAIR			
591			773	EDMOND	Y	1978	40	4		3		1978	1978		50	2028	C.P.	FAIR			
592			775	EDMOND	Y	1978	40	4		3		1978	1978		50	2028	C.P.	FAIR			
593			779	EDMOND	Y	1978	40	4		3		1978	1978		50	2028	ROCK	FAIR			
594			789	EDMOND	Y	1978	40	4	Y	3		1978	1978	1978	50	2028	T# 633	FAIR			
595			793	EDMOND	Y	1978	40	4		3		1978	1978		50	2028		FAIR			
596			799	EDMOND	Y	1978	40	4		3		1978	1978		50	2028	ROCK	FAIR			
597		Y	807	EDMOND	Y	1978	40	4		3		1978	1978	1978	50	2028	FEED PAD ON ROYAL AND ALBERT	FAIR			
598			811	EDMOND	Y	1978	40	4	Y	3		1978	1978	1978	50	2028	T# 388 ROCK	FAIR			
599			819	EDMOND	Y	1978	40	4		3		1978	1978		50	2028		FAIR			
600			827	EDMOND	Y	1978	40	4		3		1978	1978		50	2028	ROCK	FAIR			
601			835	EDMOND	Y	1978	40	4		3		1978	1978		50	2028	D.E. 3 PHASE POLE TAP	FAIR			
602		Y	839	EDMOND	Y	1998	40	4		1			1998	1998	50	2048	BELL FEED PAD ON STEVENS AND SYDNEY	GOOD			
603			847	EDMOND	Y	1979	40	5	Y	1			1979	1979	50	2029	T# 352, BELL	GOOD			
604			851	EDMOND	Y	1979	40	5		1			1979		50	2029	BELL	GOOD			
605		Y	855	EDMOND	Y	1979	40	5		1			1979	1979	50	2029	LOOP FOR T# 808 BELL, D.E.	GOOD			
606		Y	795	SPENCE	Y	1979	40	5		1			1979	1979	50	2029	LOOP FOR T# 808 BELL, D.E.	GOOD			
607			795	SPENCE	Y	1979	40	5		1			1979		50	2029	BELL	GOOD			
608			866	EDMOND	Y	1979	40	4	Y	1			1979	1979	50	2029	T# 491, BELL	GOOD			
609			862	EDMOND	Y	1979	40	5		1			1979		50	2029	BELL	GOOD			
610			840	GERARD	Y	1979	40	5		1			1979		50	2029	BELL	GOOD			
611			840	GERARD	Y	1979	40	5			Y		0		50	2029	BELL	GOOD			
612			844	GERARD	Y	1979	40	4	Y	1			1979	1979	50	2029	T# 487, BELL	GOOD			
613			848	GERARD	Y	1979	40	4		1			1979		50	2029	BELL	GOOD			
614			852	GERARD	Y	1979	40	5		1			1979		50	2029	BELL D.E.	GOOD			
615		Y	510	STEVENS	Y	1979	40	4		3		1979	1979	1979	50	2029	T# 619, BELL RISER HOPITAL	GOOD			
616			851	STEVENS	Y	1979	40	4		3		2010	2010		50	2029	BELL	GOOD			
617			847	GERARD	Y	1979	40	4		3		1979	1979		50	2029	BELL	GOOD			
618			845	GERARD	Y	1979	40	4	Y	3		1979	1979	1979	50	2029	BELL, T# 419	GOOD			
619			841	GERARD	Y	1979	40	4		3		1979	1979		50	2029	BELL	GOOD			
620	2018		1121	GHISLAIN	Y	2015	50	2		2x3		2015	2015		50	2065	HHI	GOOD			
621			611	SPENCE	Y	1979	40	4	Y	1			1979	1979	50	2029	T# 300, BELL	GOOD			
622			635	SPENCE	Y	1979	40	4		1			1979		50	2029	BELL	GOOD			
623			661	SPENCE	Y	1979	40	4	Y	1			1979	1979	50	2029	BELL, T# 642	GOOD			
624			669	SPENCE	Y	1979	40	4	Y	1			1979	2010	50	2029	T# 507, BELL	GOOD			
625			693	SPENCE	Y	1979	40	4		3		1979	1979		50	2029	BELL	GOOD			
626	2018		693	SPENCE	Y	2015	50	2	Y	2x3		2015	2015	2015	50	2065	T# 494, BELL	GOOD	Pole in good condition		

HYDRO HAWKESBURY POLE LISTINGS - ASSET REGISTER

POLE #	Last Inspected	DIP POLE 1 OR 3 PHASE	CIVIC #	STREET	B/Y	INSTALLATION DATE	HEIGHT	CLASS	TRANS. POLE	PRIMARY 1 OR 3 PHASE	SEC. POLE	X-ARM	SIDE POLE BRACKETS OR INSULATORS	CUT-OUTS	LIFE	EXPECTED CHANGE	NOTES	Asset Condition Index (Good/Fair/Poor)	Recommendation/ Comments	Conductor (ACSR)	DRILL TEST
627	2018		693	SPENCE	Y	1979	40	4		3		1979	1979	1979	50	2029	3 IN-LINE SWITCH#106 (NOT BELL POLE)	GOOD	Switch is in good condition. Cutout and terminations to be inspected and replaced if needed. Replace ground mat and remove begetaion growth around ground mat and base of the pole.	336	
628			705	SPENCE	Y	1979	40	4		1			1979	1979	50	2029	BELL	GOOD			
629			741	SPENCE	Y	1979	40	4	Y	1			1979	1979	50	2029	BELL, T# 60	GOOD			
630			751	SPENCE	Y	1979	40	4	Y	1			1979	1979	50	2029	BELL, T# 170	GOOD			
631			767	SPENCE	Y	1979	40	4		1		1979	1979		50	2029	BELL	GOOD			
632		Y	581	SPENCE	Y	1979	40	4		3		1979	1979	1979	50	2029	BELL RISER TRILIUM	GOOD			
633			565	SPENCE	Y	1979	40	4	Y	3			1979	1979	50	2029	BELL, T# 583	GOOD			
634			553	SPENCE	Y	1979	40	4		3			1979		50	2029	BELL, ROCK	GOOD			
635			473	SPENCE	Y	1979	40	4	Y	3			1979	2010	50	2029	BELL, T# 382	GOOD			
636			451	SPENCE	Y	1979	40	4	Y	3			1979	1979	50	2029	BELL, T# 190	GOOD			
637			365	SPENCE	Y	1979	40	4	Y	3			1979	1979	50	2029	BELL, T# 568	GOOD			Pass
638			975	GHISLAIN	Y	1975	40	4	Y	1			1975	1975	50	2025	T# 323, ROCK	FAIR			
639			962	JEROME	Y	1975	40	4			Y		1975		50	2025		FAIR			
640			965	JEROME	Y	1974	40	4		1			1974		50	2024		FAIR			
641			963	JEROME	Y	1974	40	4		1			1974		50	2024		FAIR			
642			961	JEROME	Y	2017	40	4	Y	1			2017	2017	50	2067	C.P., T# 435	GOOD			
643			957	JEROME	Y	1974	40	4		1			1974		50	2024		FAIR			
644			953	JEROME	Y	1974	40	4		1			1974		50	2024		FAIR			
645			402	STEVENS	Y	1975	40	4	Y	1			1975	1975	50	2025	BELL, T# 442 C.P.	FAIR			
646			951	JEROME	Y	1974	40	4		1			1974		50	2024		FAIR			
647			951	JEROME	Y	1974	40	4		1			1974		50	2024		FAIR			
648	2018		362	STEVENS	Y	2016	45	2	75KVA	1			2016/ POLYMER	2016/ POLYMER	50	2066	T# 433	GOOD	Transformer is rusted.	#2	
649			949	JEROME	Y	1974	40	4		1			1974		50	2024		FAIR			
650			945	JEROME	Y	1974	40	4	Y	1			1974		50	2024	T# 434	FAIR			
651			943	JEROME	Y	1974	40	4		1			1974		50	2024		FAIR			
652			395	JEROME	Y	1974	40	4		1			1974		50	2024	ROCK	FAIR			
653			896	GHISLAIN	Y	1975	40	4		1			1975	1975	50	2025	CUT OUT LIGNE	FAIR			
654			860	GHISLAIN		1975	40	4		1			1975		50	2025		FAIR			
655	2018		859	GHISLAIN		2003	40	3		1			2003		50	2053	Cut out switch only	GOOD	Pole in good condition		
656			859	GHISLAIN	Y	1972	40	4		1			1972		50	2022	BELL	FAIR			
657			833	GHISLAIN	Y	1972	40	4	Y	1			1972	1972	50	2022	BELL, T.O SEGUIN T# 1	FAIR			
658			819	GHISLAIN	Y	1972	40	4		1			1972		50	2022	BELL	FAIR			
659			789	GHISLAIN	Y	1972	40	4	Y	1			1972		50	2022	BELL, T# 322	FAIR			
660			757	GHISLAIN	Y	1972	40	4		1			1972		50	2022	BELL	FAIR			
661			868	SEGUIN	Y	1972	40	4	Y	1			1972	1972	50	2022	BELL, T# 401	FAIR			
662			689	GHISLAIN	Y	1972	40	4		1			1972		50	2022	BELL	FAIR			
663			867	SEGUIN	Y	1972	40	4	Y	1			1972	1972	50	2022	BELL, T# 325	FAIR			
664			641	GHISLAIN	Y	1972	40	4		1			1972		50	2022	BELL	FAIR			
665			609	GHISLAIN	Y	1972	40	4		3		1972	1972		50	2022	BELL	FAIR			
666			559	GHISLAIN	Y	1972	40	4		3		1972	1972		50	2022	BELL	FAIR			
667			533	GHISLAIN	Y	1972	40	4	Y	3		1972	1972	1972	50	2022	BELL, T# 279	FAIR			
668			521	GHISLAIN	Y	1972	40	4		3		1972	1972		50	2022	BELL	FAIR			
669			495	GHISLAIN	Y	1972	40	4		3		1972	1972		50	2022		FAIR			
670			451	GHISLAIN	Y	1972	40	4		3		1972	1972		50	2022	BELL	FAIR			
671			435	GHISLAIN	Y	1972	40	4		3		1972	1972		50	2022	BELL, TAP PARISIEN	FAIR			
672			435	GHISLAIN	Y	1972	40	4	Y	3		1972	1972	1972	50	2022	BELL, T# 243	FAIR			
673			775	EDMOND		1978	40	4		3		1978	1978	1978	50	2028	INLINE SWITCH	FAIR			
674			485	PARISIEN	Y	1972	40	4		1			1972	1972	50	2030	CUT OUT LIGNE	GOOD			

HYDRO HAWKESBURY POLE LISTINGS - ASSET REGISTER

POLE #	Last Inspected	DIP POLE 1 OR 3 PHASE	CIVIC #	STREET	B/Y	INSTALLATION DATE	HEIGHT	CLASS	TRANS. POLE	PRIMARY 1 OR 3 PHASE	SEC. POLE	X-ARM	SIDE POLE BRACKETS OR INSULATORS	CUT-OUTS	LIFE	EXPECTED CHANGE	NOTES	Asset Condition Index (Good/Fair/Poor)	Recommendation/ Comments	Conductor (ACSR)	DRILL TEST
675			495	PARISIEN	Y	1972	40	4		1			1972		50	2030		GOOD			
676			505	PARISIEN	Y	1972	40	4	Y	1			1972	1972	50	2030	T# 169	GOOD			
677			521	PARISIEN	Y	1972	40	4		1			1972		50	2030	ROCK	GOOD			
678			543	PARISIEN	Y	1972	40	4		1			1972		50	2030	ROCK	GOOD			
679			555	PARISIEN	Y	1972	40	4		1			1972		50	2030	ROCK	GOOD			
680			575	PARISIEN	Y	1972	40	4	Y	1			1972	1972	50	2030	T# 594	GOOD			
681			595	PARISIEN	Y	1972	40	4		1			1972		50	2030		GOOD			
682			605	PARISIEN	Y	1972	40	4		1			1972		50	2030		GOOD			
683			500	ALBERT	Y	1972	40	4			Y				50	2022		FAIR			
684			796	EDMOND	Y	1972	40	4			Y				50	2022		FAIR			
685			109	HIGGINSON		2006	40	3		1			2006		50	2056		GOOD			
686		Y	129	HIGGINSON		2006	40	3	Y	1			2006	2006	50	2056	FEED PAD T# 924	GOOD			
687			160	HIGGINSON		2006	40	3	Y	1			2006	2006	50	2056	T# 13	GOOD			
688			164	HIGGINSON		2015	40	2		1			2015		50	2065		GOOD			
689			200	HIGGINSON		2006	40	3		1			2006		50	2056		GOOD			
690			222	HIGGINSON		2006	40	3	Y	1			2006	2006	50	2056	T# 385	GOOD			
691		Y	242	HIGGINSON		2017	40	4		3		2017	2017	2017	50	2067	LOOP FOR PAD HIGGINSON	GOOD			
692			343	JAMES		1998	40	4	Y	3		2010	1998	2010	50	2048	T# 41	GOOD			
693		Y	327	JAMES		2017	40	4		3		2017	2017	2017	50	2067	TO PAD T# 679	GOOD			
694			279	JAMES		1998	40	4		1			1998		50	2048	BELL	GOOD			
695			255	JAMES		1998	40	4		1			1998		50	2048	BELL	GOOD			
696			227	JAMES		1975	40	4	Y	1			1975	1975	50	2027	T# 420	FAIR			
697		Y	223	JAMES		1975	40	4		1			1975	1975	50	2027	FOR STREET LIGHT	FAIR			
698			233	STANLEY		1975	40	4		1			2010		50	2025	BELL	FAIR			
699			243	STANLEY		1975	40	4		1			1975		50	2025	BELL	FAIR			
700	2018		273	STANLEY		1960	40	4	Y	1			1960, Porcelain	1960, Porcelain	50	2010	BELL T# 593	FAIL	Pole Rotten/thin/leaning needs to be CHANGED, inspected 2017. Hammer test pieces falling off.	#2	Fail
701			285	STANLEY		1982	40	4		1			1982		50	2032	BELL	GOOD			
702			315	STANLEY		1982	40	4		1			1982	2010	50	2032		GOOD			
703			312	STANLEY		1982	40	4	Y	1			1982	1982	50	2032	T# 251	GOOD			
704			289	HIGGINSON		1976	35	4			Y		1976		50	2026		FAIR			
705			325	HIGGINSON		1976	40	4		1			1976		50	2026		FAIR			
706			333	HIGGINSON		1976	40	4		1			1976		50	2026		FAIR			
707			351	HIGGINSON		1976	40	4	Y	1			1976	1976	50	2026	T# 587	FAIR			
708			383	HIGGINSON		1986	40	4		1			1986		50	2036		GOOD			
709		Y	397	HIGGINSON		1986	40	4		1			1986	1986	50	2036	FEED PAD VILLE	GOOD			
710			415	HIGGINSON		1986	40	4	Y	1			1986	1986	50	2036	T# 237	GOOD			
711			435	HIGGINSON		1986	40	4		1			1986		50	2036		GOOD			
712			499	HIGGINSON		1986	40	4		1			1986		50	2036		GOOD			
713			458	DOLLARD		1986	40	4		1			1986		50	2036		GOOD			
714			477	DOLLARD		1986	40	4		1			1986		50	2036		GOOD			
715	2018		507	WOLFE		1986	40	4	Y	1			1986		31	2017	T# 23	POOR	Pole is splitting, drill test required. Change cutut and top pin insulators.	3/0	
716			507	DOLLARD		1986	40	4		1			1986		50	2036		GOOD			
717			527	DOLLARD		2017	40	4		1			2017		50	2067		GOOD			
718			366	NELSON EST		1986	40	4		3		1986	1986		50	2036		GOOD			
719			31	REGENT		1969	40	4		3			1969		50	2019		FAIR			
720			33	REGENT		1969	40	4		3			1969		50	2019		FAIR			
721		Y	261	MCGILL	Y	2007	40	4		3		2007	2007		50	2057	RISER 2614 MCGILL	GOOD			
722			55	REGENT		1986	40	4	Y	3		1986	1986	1986	50	2036	T# 402	GOOD			
723			82	REGENT		2006	40	3		3		2006	2006		50	2056		GOOD			
724			106	REGENT		2013	40	2		3		2013	2013		50	2063	ROTTEN POLE	GOOD			
725			116	REGENT		1992	40	4	Y	3		1992	1992	2010	50	2042	T# 573	GOOD			

HYDRO HAWKESBURY POLE LISTINGS - ASSET REGISTER

POLE #	Last Inspected	DIP POLE 1 OR 3 PHASE	CIVIC #	STREET	B/Y	INSTALLATION DATE	HEIGHT	CLASS	TRANS. POLE	PRIMARY 1 OR 3 PHASE	SEC. POLE	X-ARM	SIDE POLE BRACKETS OR INSULATORS	CUT-OUTS	LIFE	EXPECTED CHANGE	NOTES	Asset Condition Index (Good/Fair/Poor)	Recommendation/ Comments	Conductor (ACSR)	DRILL TEST
726			147	REGENT		1992	40	4		3		1992	1992		50	2042		GOOD			
727			169	REGENT		1992	40	2	Y	3			1992	1992	50	2042	T# 379	GOOD			
728			199	REGENT		2015	40	2		3		2015	2015		50	2065		GOOD			
729	2018		201	REGENT		1986	40	4		3		1986	1986		37	2023	CORNER JAMES	FAIR	Bell inspected 2017. Hammer test pieces falling off. Pole is leaning and bottom thin.	336, #2 Run off	
730			293	REGENT	Y	1986	40	4		3		1986	1986		50	2036		GOOD			
731		Y	293	REGENT	Y	2009	40	3	Y	3		2012	2012	2012	50	2059	T# 549	GOOD			
732			293	REGENT	Y	1970	40	3	Y	3		1970	1970	2012	50	2020	T# 99	FAIR			
733			294	REGENT	Y	1970	40	3	Y	3		1970	1970	1970	50	2020	T# 89 BOGUE	FAIR			
734			268	REGENT		1990	40	4	Y	3		1990	1990	1990	50	2040	T# 405	GOOD			
735			298	REGENT		1992	40	4		3		1992	1992		50	2042		GOOD			
736			293	REGENT	Y	1970	40	2	Y	3		1970	1970		50	2020		FAIR			
737			308	REGENT		1993	40	4	Y	3		1993	1993	1993	50	2043	T# 42	GOOD			
738			308	REGENT		1993	40	4		3		1993	1993	1993	50	2043		GOOD			
739	2018		325	REGENT		1992	40	4		3		1992	1992	1992	26	2018	LBS # 40	FAIR	Pole bent/hit need further investigation, bare copper ground needs moulding.	336	
740			356	REGENT		1993	40	4			Y				50	2043	ROCK	GOOD			
741			342	REGENT		1993	45	4			Y				50	2043	ROCK	GOOD			
742			328	REGENT		1993	45	4			Y				50	2043	ROCK	GOOD			
743			385	REGENT		2017	40	4	Y	3		2017	2017	2017	50	2067	T# 607	GOOD			
744			385	REGENT		1993	40	4	Y	3		1993	1993	1993	50	2043	T# 795-794-796	GOOD			
745			401	REGENT		2017	40	4		3		2017	2017	2017	50	2067		GOOD			
746			340	REGENT	Y	1993	35	4	Y	3		1993	1993	1993	50	2043	T# 44-45	GOOD			
747			419	REGENT		1993	40	4	Y	3		1993	1993	2010	50	2043	T# 803	GOOD			
748			419	REGENT		1993	45	4		3		1993	1993	1993	50	2043	CORNER WILLIAM	GOOD			
749			459	REGENT		2014	40	2		3		2010	2010	2010	50	2064	ROCK	GOOD			
750			489	REGENT		2014	40	2	Y	3		2014	2014	2014	50	2064	T# 626	GOOD			
751			486			2017	35	5			Y		2017		50	2067		GOOD			
752			516	REGENT		2014	40	2		3		2014	2014		50	2064		GOOD			
753			540	REGENT		2011	40	2		3		2011	2011		50	2061		GOOD			
754		Y	540	REGENT		1972	40	5		3		1972	1972	1972	50	2022	T# 162-162-164 PAUL VI	FAIR			
755			571	REGENT		2014	40	2	Y	3		2014	2014	2014	50	2064	T# 584	GOOD			
756			589	REGENT		2014	40	2		3		2014	2014		50	2064		GOOD			
757			594	REGENT		1972	40	5			Y		1972		50	2022		FAIR			
758			613	REGENT		2014	40	2		3		2014	2014		50	2064		GOOD			
759		Y	631	REGENT		1972	40	5		3		1972	1972	1972	50	2022	TO T# 920 & 532	FAIR			
760			662	REGENT		1996	45	5		3		1996	1996		50	2046		GOOD			
761			697	REGENT		2014	40	2		1			2014		50	2064		GOOD			
762			727	REGENT		2014	40	2	Y	1			2014	2014	50	2064	T# 495	GOOD			
763			749	REGENT		2014	40	2		1			2014		50	2064	ROCK	GOOD			
764			773	REGENT		2005	40	3		1			2005		50	2055	ROCK	GOOD			
765	2018		787	REGENT		1958	40	4	N	1			1958, Porcelain Top pin	1958- Porcelain Top pin	50	2023	22 New poles installed on Regent St	FAIL	Pole cracked/bottom been hit is fairly thin, must be CHANGED. Hammer test pieces falling off.		
766			787	REGENT		1975	40	4		3		1975	1975		50	2025	MALL	FAIR			
767	2018		787	REGENT		1995	40	3		3		1995	1995	Porcelain	50	2045	MALL LBS (cutouts)	GOOD		3/0	
768			787	REGENT		1975	40	4	Y	3		1975	1975	1975	50	2027	T# 285-286-287 POST OFFICE	FAIR			
769		Y	787	REGENT		1975	40	4		3		1975	1975	1975	50	2027	T# 550-551-552 RISER MALL	FAIR			

HYDRO HAWKESBURY POLE LISTINGS - ASSET REGISTER

POLE #	Last Inspected	DIP POLE 1 OR 3 PHASE	CIVIC #	STREET	B/Y	INSTALLATION DATE	HEIGHT	CLASS	TRANS. POLE	PRIMARY 1 OR 3 PHASE	SEC. POLE	X-ARM	SIDE POLE BRACKETS OR INSULATORS	CUT-OUTS	LIFE	EXPECTED CHANGE	NOTES	Asset Condition Index (Good/Fair/Poor)	Recommendation/ Comments	Conductor (ACSR)	DRILL TEST
770			787	REGENT		1975	40	4	Y	3		1975	1975	1975	50	2027	T# 288 BANK MTL	FAIR			
771			292	MAIN EST		1975	40	4		3		1975	1975	1975	50	2025	BELL CAROLE RESTO	FAIR			
772			292	MAIN EST		1975	40	4	Y	1			1975	1975	50	2025	BELL, T# 29 CAROLE RESTO	FAIR			
773			314	MAIN EST		1975	40	4		3		1975	1975		50	2025	BELL BURGER K	FAIR			
774			314	MAIN EST		1975	40	4	Y	3		1975	1975	1975	50	2027	T# 710-711-712 BURGER K	FAIR			
775			355	REGENT		1984	40	4		3		1984	1984		50	2034	BELL, OLD G.T. BELL	GOOD			
776	2018		355	REGENT		1984	40	4	Y	3		1984	1984	1984, Porcelain	50	2034	T# 119-403-392 OLD G.T.	GOOD		3/0	
777			355	REGENT		1975	40	4			Y				50	2025	BELL, OLD G.T.	FAIR			
778			211	WILLIAM		1973	35	4		1					50	2023	ROCK	FAIR			
779			247	WILLIAM		1973	40	4	Y	1			1973	1975	50	2023	T# 579, ROCK	FAIR			
780			265	WILLIAM		2000	40	4		3		1990	2016		50	2050	ROCK, BELL	GOOD			
781	2018		272	WILLIAM		1973	40	4	100kva	3		1973	1973, Porcelain	1973, Porcelain	50	2023	T# 43	FAIR	Down ground needs moulding	1/0, #2run off	
782	?		297	WILLIAM		1973	40	4		3		1973	1973		50	2023	ROCK	FAIR			
783			319	WILLIAM		1973	40	4		3		1973	1973		50	2023	ROCK	FAIR			
784			349	WILLIAM		1973	40	4		3		1973	1973		50	2023	ROCK	FAIR			
785	2018		373	WILLIAM		1973	40	4	Y	3		1973	1973, Porcelain	1973, Porcelain	44	2017	T# 481	POOR	Inspected 2017, Pole has slight lean needs straightening. Transformrer burnt/oil leakage immediate replacement.	#2	
786	2018		393	WILLIAM		1973	40	4		3		1973	1973, Porcelain		50	2023		FAIR	Bell inspected 2017.	#2, #3/0 take off	
787		Y	600	HIGGINSON		2003	40	3	Y	3		2003	2003		50	2053	T# 894 RISER TO SPORT PLEX	GOOD			
788		Y	600	HIGGINSON		1996	45	3	Y	3		1996	1996		50	2046	T# 859 RISER TO SCHOOL	GOOD			
789	2018		386	HAMPDEN		2017	55	2		3		2017/ POLYMER	2017/ POLYMER		50	2067		GOOD		336, #2 TAKEOFF	
790			369	HAMPDEN		1975	45	5			Y	1975	1975		50	2025	BELL	FAIR			
791			368	HAMPDEN		1996	45	4	Y	3		1996	1996	1996	50	2046	T# 49	GOOD			
792			340	HAMPDEN		1996	45	4		3		1996	1996		50	2046		GOOD			
793			274	HAMPDEN		1977	40	4	Y	1			1977	1977	50	2027	T# 112	FAIR			
794	2018		242	HAMPDEN		1987	40	2	100KVA	1			1987/ PORCELAIN	1987	50	2037	T# 765	GOOD	Bell inspected 2017. Transformer leaking/sweating. Change insulators and carry pver pin.	#2	Pass
795			230	HAMPDEN		1976	40	4			Y		1976		50	2026		FAIR			
796			345	HAMILTON		1976	40	4	Y	1			1976	1975	50	2026	T# 265	FAIR			
797			345	HAMILTON		2015	40	2		1			2015		50	2065		GOOD			
798			293	HAMILTON		1995	40	3	Y	1			1995	1995	50	2045	T# 217	GOOD			
799			277	HAMILTON		2015	40	2		1			2015		50	2065		GOOD			
800			259	HAMILTON		1995	40	3		1			1995		50	2045		GOOD			
801			213	HAMILTON		1976	40	4	Y	1			1976	1976	50	2026	T# 75	FAIR			
802			213	HAMILTON		2013	40	2		1			2013	2013	50	2063	LBS #	GOOD			
803	2018		806	MAIN		1979	40	4		3		1979, Rotten	1979, Porcelain		38	2017		POOR	Pole rotten, cracked CHANGE. Corner pole, 1ph take off, also change cross arm rotten		
804			792	MAIN		1979	40	4		3		1979	1979		50	2029		GOOD			
805			754	MAIN		1979	40	4	Y	3		1979	1979	1979	50	2029	T# 73	GOOD			
806			738	MAIN		1979	40	4		3		1979	1979		50	2029	T.O. PHILLIP	GOOD			

HYDRO HAWKESBURY POLE LISTINGS - ASSET REGISTER

POLE #	Last Inspected	DIP POLE 1 OR 3 PHASE	CIVIC #	STREET	B/Y	INSTALLATION DATE	HEIGHT	CLASS	TRANS. POLE	PRIMARY 1 OR 3 PHASE	SEC. POLE	X-ARM	SIDE POLE BRACKETS OR INSULATORS	CUT-OUTS	LIFE	EXPECTED CHANGE	NOTES	Asset Condition Index (Good/Fair/Poor)	Recommendation/ Comments	Conductor (ACSR)	DRILL TEST
807	2018		712	MAIN		1979	40	4	N	3		1979, wooden	1979	NO	38	2017	T # 445-446-447 (NO TRANSFORMER ON POLE)	POOR	Bell inspected 2017. A wooden poiece chipped off the base of the piole change or fix the pole. Rotten cross arm, add mouding to down ground bare wire.	3/0	
808	2018		692	MAIN		1979	45	2		3		1979	1979, Porcelain		50	2029	LBS-#36 to t# 705	GOOD		3/0	
809		Y	677	MAIN		1987	40	4		1		1987	1987	1987	50	2037		GOOD			
810			668	MAIN		1979	40	4	Y	3		2008	2008	2008	50	2029	T# 570	GOOD			
811			652	MAIN		1996	40	4		3		2008	2008		50	2046		GOOD			
812			634	MAIN		1996	40	3		3		1996	1996		50	2046		GOOD			
813			608	MAIN		2017	40	4	Y	3		2017	2017	1996	50	2067	T# 540	GOOD			
814			574	MAIN		1996	40	4		3		1996	1996		50	2046		GOOD			
815			560	MAIN		1996	40	4		3		1996	1996		50	2046		GOOD			
816			542	MAIN		1996	40	4	Y	3		1996	1996	1996	50	2046	T# 616	GOOD			
817			519	MAIN		1996	40	4		3		1996	1996		50	2046		GOOD			
818	2018		493	MAIN		1996	40	4	167kva	1		1996	1996, Porcelain	1996, Porcelain	50	2046	T# 489	GOOD		3/0	
819			480	MAIN		1996	40	4	Y	3		1996	1996	1996	50	2046	T# 5-135-204 CAISSE POP	GOOD			
820			480	MAIN		1996	40	4		3		1996	1996		50	2046		GOOD			
821			194	PAQUETTE		1979	40	4	Y	3		1979	1979	1979	50	2029	T# 314-315-801 HD GOULET	GOOD			
822			157	PAQUETTE		1979	40	4	Y	3		1979	1979	1979	50	2029	T# 648	GOOD			
823			121	JOHN		1992	40	4	Y	3		1992	1992	1992	50	2042	T# 105	GOOD			
824			87	JOHN		1995	40	3		3		1995	1995		50	2045	D.E.	GOOD			
825			87	JOHN		1995	40	3		3		1995	1995		50	2045		GOOD			
826			265	WILLIAM	Y	1979	40	4		3		1979	1979		50	2029		GOOD			
827			470	MAIN	Y	2006	40	3	Y	1		2006	2006	2006	50	2056	T# 51 ST-ALPHONSE	GOOD			
828			418	MAIN	Y	1979	40	4	Y	3		1979	1979	1979	50	2029	T# 46-125-316 TIM HORTON	GOOD			
829			400	MAIN	Y	1995	40	3	Y	3		1995	1995	1995	50	2045	T# 839-840-841 SUBWAY	GOOD			
830			472	MAIN	Y	1979	40	4			Y		0		50	2029	TIM HORTON	GOOD			
831			741	MAIN		1976	40	4		3		1976	1976		50	2026		FAIR			
832			743	PHILIPPE		1976	40	4		3		2000	2000		50	2026		FAIR			
833			745	PHILIPPE		1976	40	4		3		1976	1976		50	2026		FAIR			
834			745	PHILIPPE	Y	1976	40	4	Y	3		1976	1976	1976	50	2026	T# 660-661-662 PARC SIR LASSALLE	FAIR			
835			840	MAIN		2006	40	3	Y	3		2006	2006	2006	50	2056	T# 192	GOOD			
836			844	MAIN		1976	40	4		3		1976	1976		50	2026		FAIR			
837		Y	815	MAIN		2009	40	3		3		2010	2010	2010	50	2059	T# 942	GOOD			
838		Y	815	MAIN		1976	40	4		3		1976	1976	1976	50	2026	T# 516	FAIR			
839			855	MAIN		1996	40	3	Y	1			1996	1996	50	2046	T# 193	GOOD			
840			882	MAIN		1976	40	4		3		1976	1976		50	2026	BELL DÉJÀ VUE	FAIR			
841			894	MAIN		1976	40	4		3		1976	1976		50	2026	BELL	FAIR			
842			894	MAIN		1976	35	4			Y		1976		50	2026	BELL	FAIR			
843			908	MAIN		1976	45	4		3		1976	1976		50	2026	BELL	FAIR			
844			915	MAIN		1976	40	4		1			1976		50	2026	BELL	FAIR			
845			895	MAIN		1976	40	4	Y	1			1976	1976	50	2026	BELL T# 16 THE BRICK	FAIR			
846			922	MAIN		1976	45	4	Y	3		1976	1976	1976	50	2026	BELL T#196	FAIR			
847			950	MAIN		1976	45	4		3		1976	1976		50	2026	BELL	FAIR			

HYDRO HAWKESBURY POLE LISTINGS - ASSET REGISTER

POLE #	Last Inspected	DIP POLE 1 OR 3 PHASE	CIVIC #	STREET	B/Y	INSTALLATION DATE	HEIGHT	CLASS	TRANS. POLE	PRIMARY 1 OR 3 PHASE	SEC. POLE	X-ARM	SIDE POLE BRACKETS OR INSULATORS	CUT-OUTS	LIFE	EXPECTED CHANGE	NOTES	Asset Condition Index (Good/Fair/Poor)	Recommendation/ Comments	Conductor (ACSR)	DRILL TEST
848			968	MAIN		1976	45	4		3		1976	1976		50	2026	BELL	FAIR			
849			945	MAIN		1976	40	4			Y				50	2026		FAIR			
850			945	MAIN		1976	40	4			Y				50	2026		FAIR			
851			980	MAIN		1995	45	4	Y	3			1995	2010	50	2045	BELL T# 111	GOOD			
852			996	MAIN		1995	45	4		3			1995		50	2045	BELL	GOOD			
853			1024	MAIN		1995	45	4	Y	3			1995	1995	50	2045	BELL T# 631	GOOD			
854			1049	MAIN		1995	45	4		3			1995		50	2045	BELL	GOOD			
855			1049	MAIN		1995	45	4		3			1995		50	2045	BELL	GOOD			
856			1076	MAIN		1995	45	4		3			1995		50	2045	BELL	GOOD			
857			1067	MAIN		1995	45	4			Y		1995		50	2045	BELL	GOOD			
858			1100	MAIN		1995	45	4	Y	3			1995	1995	50	2045	BELL T# 645	GOOD			
859			1089	MAIN		1995	40	4			Y		1995		50	2045	BELL	GOOD			
860			1114	MAIN		1995	45	4		3			1995		50	2045	BELL	GOOD			
861			1135	MAIN		1998	45	4		3			1998		50	2048	BELL	GOOD			
862			1150	MAIN		1998	45	4	Y	3			1998	1998	50	2048	BELL T# 643	GOOD			
863			1172	MAIN		1998	45	4		3			1998		50	2048	BELL	GOOD			
864			1172	MAIN		1998	40	4		3			1998		50	2048	BELL	GOOD			
865			1186	MAIN		1998	45	4		3			1998		50	2048	BELL	GOOD			
866			1218	MAIN		1998	45	4		3			1998		50	2048	BELL	GOOD			
867			1218	MAIN		1998	45	3		3			1998		50	2048	BELL T# 61	GOOD			
868			1246	MAIN		1998	40	4	Y	3		1998	1998	2010	50	2048	BELL T# 561	GOOD			
869			1256	MAIN		1998	45	4		3			1998	1998	50	2048	BELL	GOOD			
870			1282	MAIN		1998	45	4		3			1998	1998	50	2048	BELL	GOOD			
871			1298	MAIN		1995	45	4	Y	3			1995	1995	50	2045	BELL T# 378	GOOD			
872	2018		1314	MAIN		1985	45	3		3			1985		50	2035	BELL	GOOD	Bell inspected 2017, change insulators. Pole starting to rot.	3/0	
873			1307	MAIN		1995	40	4			Y				50	2045	BELL	GOOD			
874			1320	MAIN		1995	45	4		3			1995		50	2045	BELL	GOOD			
875			1346	MAIN		1995	45	4		3			1995		50	2045	BELL	GOOD			
876			1380	MAIN		1995	45	4	Y	3			1995	1995	50	2045	BELL T# 647	GOOD			
877			1416	MAIN		1995	45	4		3			1995		50	2045	BELL	GOOD			
878			1432	MAIN		1995	45	4		3			1995		50	2045	BELL	GOOD			
879			1432	MAIN		1995	45	4		3		1995	1995		50	2045	BELL COIN CHAMBERLAIN	GOOD			
880			1432	MAIN		1995	45	4			Y				50	2045	BELL COIN CHAMBERLAIN	GOOD			
881			1432	MAIN		1995	40	4			Y				50	2045		GOOD			
882			1460	MAIN		1995	45	4		3			1995		50	2045	BELL	GOOD			
883			1460	MAIN		1995	45	4	Y	3			1995	1995	50	2045	BELL T# 526-527-528 COIN GLADSTONE/OVILEAU	GOOD			
884			1536	MAIN		1995	45	4	Y	3			1995	1995	50	2045	BELL T# 311-312-313 CREVIER	GOOD			
885			1550	MAIN		1995	45	4	Y	3			1995	1995	50	2045	BELL, T# 211 BIGRAS	GOOD			
886			281	TUPPER		1995	45	4		3			1995		50	2045	BELL, NISSAN	GOOD			
887			281	TUPPER		1995	45	4		3			1995		50	2045	BELL, NISSAN	GOOD			

HYDRO HAWKESBURY POLE LISTINGS - ASSET REGISTER

POLE #	Last Inspected	DIP POLE 1 OR 3 PHASE	CIVIC #	STREET	B/Y	INSTALLATION DATE	HEIGHT	CLASS	TRANS. POLE	PRIMARY 1 OR 3 PHASE	SEC. POLE	X-ARM	SIDE POLE BRACKETS OR INSULATORS	CUT-OUTS	LIFE	EXPECTED CHANGE	NOTES	Asset Condition Index (Good/Fair/Poor)	Recommendation/ Comments	Conductor (ACSR)	DRILL TEST
888			281	TUPPER		1995	45	4		3			1995		50	2045	BELL, NISSAN	GOOD			
889			281	TUPPER		1995	45	4		3		1995	1995		50	2045	BELL, NISSAN	GOOD			
890			1680	MAIN		1995	45	4	Y	3		1995	1995	1995	50	2045	BELL, T# 83	GOOD			
891			1691	MAIN		1995	40	4			Y				50	2045	BELL	GOOD			
892			1691	MAIN		1975	40	4			Y				50	2025	BELL	FAIR			
893			804	SINCLAIR		1948	40	4			Y				50	1998	BELL	POOR			
894			833	SINCLAIR		1973	40	4		1			1973		50	2023	BELL	FAIR			
895			838	SINCLAIR		1973	40	4	Y	1			1973	1973	50	2023	T# 293, BELL	FAIR			
896			871	SINCLAIR		1948	40	4		1			1948		50	1993	BELL	POOR			
897			869	SINCLAIR	Y	1973	40	4		1			1973		50	2023	DÉJÀ VUE, BELL	FAIR			
898			869	SINCLAIR	Y	1973	40	4	Y	1			1973	1973	50	2023	T# 38, DÉJÀ VUE	FAIR			
899			866	SINCLAIR		1965	40	4			Y				50	2013	BELL, ROCK ROTTEN	POOR			
900			896	SINCLAIR		1973	40	4			Y				50	2023	BELL	FAIR			
901			903	SINCLAIR		1973	40	4			Y				50	2023	BELL ROCK	FAIR			
902			207	LAURIER		1985	35	4			Y				50	2035	BELL	GOOD			
903			207	LAURIER		1970	40	4		3		2009	2009		50	2020		FAIR			
904			238	LAURIER		1970	40	4		3		2009	2009		50	2020	ROCK	FAIR			
905			246	LAURIER		1970	40	4	Y	3		2009	2009	2009	50	2020	T# 580	FAIR			
906			262	LAURIER		1970	40	4		3		2009	2009		50	2020		FAIR			
907			276	LAURIER		1970	40	4	Y	3		1970	1970	1970	50	2020	T# 208	FAIR			
908			296	LAURIER		1970	40	4		3		2011	2011		50	2020		FAIR			
909			324	LAURIER		1970	40	4		3		2012	2012		50	2020	ROCK	FAIR			
910			336	LAURIER		1970	40	4		3		2012	2012		50	2020	ROCK	FAIR			
911			335	LAURIER		1970	40	4	Y	1			1970	2010	50	2020	T# 867	FAIR			
912			362	LAURIER		1970	40	4	Y	3		2011	2011	20111	50	2020	T# 624	FAIR			
913	2018		372	LAURIER		1970	40	4		3		1970			50	2020	ROCK	FAIR	Cross arm and insulator connectors are rusted. Cutout to be replaced.		
914			422	LAURIER		2013	40	2		3		2013			50	2063	hhi in 2013	GOOD			
915			452	LAURIER		2013	40	2	Y	3		2013	2013	2013	50	2063	hhi in 2013	GOOD			
916			474	LAURIER		2013	40	2		3		2013			50	2063	hhi in 2013	GOOD			
917			506	LAURIER		2013	40	2	Y	3		2013	2013	2013	50	2063	hhi in 2013	GOOD			
918			526	LAURIER		2013	40	2		3		2013	2013		50	2063	hhi in 2013	GOOD			
919			44	LAURIER		1970	40	4		3		1970	1970		50	2020	DE	FAIR			
920			544	LAURIER		2003	40	4		3		2003	2003		50	2053	ROCK	GOOD			
921		Y	900	ABERDEEN		2005	30	4		3		2005	2005		50	2055	PRIVATE PAD # 914	GOOD			
922			900	ABERDEEN		1986	35	5			Y				50	2036	BELL	GOOD			
923			542	CATHERINE		1976	40	4			Y				50	2026	BELL	FAIR			
924	2018		524	CATHERINE		1976	40	4	Y	1			1976	1976	50	2026	BELL, T# 595	FAIR	Passed drill test.		Pass
925			502	CATHERINE		1976	40	4		3			1976		50	2026	BELL	FAIR			
926			474	CATHERINE		1976	35	4		3			1976		50	2026	BELL	FAIR			
927			458	CATHERINE		1976	40	4	Y	3			1976	2010	50	2026	BELL T# 122	FAIR			
928			446	CATHERINE		2003	40	3		3			2003		50	2053	BELL	GOOD			
929			414	CATHERINE		2013	40	2		3			2013		50	2063	BELLROTTEN	GOOD			
930	2018		376	CATHERINE		1976	40	4	Y	1			1976/ Porcelain	1976/ Porcelain	50	2026	BELL T# 497	FAIR	Bell inspected 2017, transformer leaking badly needs to be changed. Grounding wire needs moulding. Passed drill test.	#2	Pass
931			346	CATHERINE		1976	40	4		1			1976		50	2026	BELL	FAIR			
932			316	CATHERINE		1976	40	4	Y	1			1976	1976	50	2026	BELL T# 482	FAIR			
933			298	CATHERINE		1976	40	4	Y	1			1976	1976	50	2026	BELL T# 538	FAIR			
934	2018		266	CATHERINE		1976	40	4		1			1976		50	2026	BELL	FAIR			

HYDRO HAWKESBURY POLE LISTINGS - ASSET REGISTER

POLE #	Last Inspected	DIP POLE 1 OR 3 PHASE	CIVIC #	STREET	B/Y	INSTALLATION DATE	HEIGHT	CLASS	TRANS. POLE	PRIMARY 1 OR 3 PHASE	SEC. POLE	X-ARM	SIDE POLE BRACKETS OR INSULATORS	CUT-OUTS	LIFE	EXPECTED CHANGE	NOTES	Asset Condition Index (Good/Fair/Poor)	Recommendation/ Comments	Conductor (ACSR)	DRILL TEST
935			247	LAURIER		1976	40	4			Y				50	2026	BELL	FAIR			
936			975	SINCLAIR		1985	40	4			Y				50	2035	BELL	GOOD			
937			1003	SINCLAIR		1976	40	4		1			1976		50	2026	BELL	FAIR			
938			1011	SINCLAIR		1974	40	4			Y				50	2024	BELL	FAIR			
939			263	BERTHA		1972	40	4	Y	1			1972	1972	50	2022	T# 501	FAIR			
940			273	BERTHA		1972	40	4		1			1972		50	2022		FAIR			
941			298	BERTHA		1972	40	4		1			1972		50	2022	ROCK	FAIR			
942			323	BERTHA		1972	40	4		1			1972		50	2022	ROCK	FAIR			
943	2018		382	LAURIER		1972	40	4		1			1972/Porcelain	Porcelain	50	2022	ROCK	FAIR	Bell inspected 2017, pole and cross arm are rotting, change cutouts.	3/0	Pass
944			347	BERTHA		1972	40	4	Y	1			1972	1972	50	2022	T# 154	FAIR			
945			379	BERTHA		2008	40	4		1			2008		50	2058		GOOD			
946			395	BERTHA		1972	40	4		3		1972	1972		50	2022	ROCK	FAIR			
947			425	BERTHA		1972	40	4	Y	3		1972	1972	1972	50	2022	JIFFY T# 290-292-102	FAIR			
948			397	BERTHA		2012	40	2	Y	3		2012	2012	2012	50	2062	T# 225	GOOD			
949			455	BERTHA		2016	40	2		3		2016	2016		50	2066	ROCK	GOOD			
950			473	BERTHA		2016	40	2		3		2016	2016		50	2066	ROCK	GOOD			
951			483	BERTHA		2016	40	2	Y	3		2016	2016	2016	50	2066	T# 605	GOOD			
952			503	BERTHA		1988	40	4			Y		1988		50	2038	ROCK	GOOD			
953			521	BERTHA		1986	35	5			Y		1986		50	2036	ROCK	GOOD			
954			232	CHAMPLAIN		1998	40	4		1			1998		50	2048	BELL	GOOD			
955			244	CHAMPLAIN		1998	40	4		1			1998		50	2048	BELL	GOOD			
956			274	CHAMPLAIN		1998	40	5	Y	1			1998	2010	50	2048	BELL T# 148	GOOD			
957			316	CHAMPLAIN		1998	40	4		1			1998		50	2048	BELL	GOOD			
958	2018		336	CHAMPLAIN		1994	40	4	100kva	1			1994/ Porcelain	1994/ Porcelain	50	2044	BELL, T# 596	GOOD	Change cutouts and top pin insulators. Down ground needs moulding.	#2	
959			374	CHAMPLAIN		1998	40	4		1			1998		50	2048	BELL	GOOD			
960			393	CHAMPLAIN		1998	40	4		3		1998	1998	2010	50	2048	BELL	GOOD			
961			412	CHAMPLAIN		1990	40	4		1			2011		50	2040	BELL	GOOD			
962			434	CHAMPLAIN		2009	40	4	Y	1			2011	1990	50	2059	BELL T# 644	GOOD			
963			454	CHAMPLAIN		2009	40	4		1			2011		50	2059	BELL	GOOD			
964			474	CHAMPLAIN		2011	40	2		1			2011		50	2061	BELL	GOOD			
965			504	CHAMPLAIN		1988	40	4	Y	1			1988	1998	50	2038	BELL T# 617	GOOD			
966			514	CHAMPLAIN		1998	40	4		1			1998		50	2048	BELL	GOOD			
967			542	CHAMPLAIN		1976	35	4			Y				50	2026	BELL	FAIR			
968			1179	ABERDEEN		1978	40	4		1			1978		50	2028		FAIR			
969			526	MARY		1978	40	4		1			1978		50	2028	ROCK	FAIR			
970			516	MARY		1978	40	4		1			1978		50	2028	ROCK	FAIR			
971			488	MARY		1978	40	4	Y	1			1978	1978	50	2028	T# 465	FAIR			
972			468	MARY		1978	40	4		1			1978		50	2028		FAIR			
973			444	MARY		1978	40	4		1			1978		50	2028		FAIR			
974			434	MARY		1978	40	4	Y	1			1978	1978	50	2028	T# 138	FAIR			
975			414	MARY		1978	40	4		1			1978		50	2028	ROCK	FAIR			
976	2018		1180	LANSLOWNE		2014	40	2			Y	2014	2014/PORCELAIN	2014/PORCELAIN	50	2064	COIN LANSLOWNE	GOOD	Change cutout and insulators.	336, 3/0 RUN-OFF	
977			372	MARY		1952	40	4	Y	1			1952	1952	50	2002	BELL T# 347	POOR			
978			343	MARY		2015	40	2			Y				50	2065		GOOD			
979			344	MARY		1975	40	4		1			1975		50	2025	BELL	FAIR			
980			306	MARY		1952	35	4		1			1952		50	2002	BELL	POOR			
981			286	MARY		1978	40	4	Y	1			1978	1978	50	2028	BELL, T# 591	FAIR			

HYDRO HAWKESBURY POLE LISTINGS - ASSET REGISTER

POLE #	Last Inspected	DIP POLE 1 OR 3 PHASE	CIVIC #	STREET	B/Y	INSTALLATION DATE	HEIGHT	CLASS	TRANS. POLE	PRIMARY 1 OR 3 PHASE	SEC. POLE	X-ARM	SIDE POLE BRACKETS OR INSULATORS	CUT-OUTS	LIFE	EXPECTED CHANGE	NOTES	Asset Condition Index (Good/Fair/Poor)	Recommendation/ Comments	Conductor (ACSR)	DRILL TEST
982			266	ABBOT		1978	40	4		1			1978		50	2028	BELL	FAIR			
983			274	ABBOT		1983	40	4		1			1983		50	2033	ROCK	GOOD			
984	2018		296	ABBOT		2013	40	2	100kva	1			2013	2013	50	2063	T# 417	GOOD	New pole, no issues.	#2	
985			374	ABBOT		1978	40	4		1			1978		50	2028		FAIR			
986			344	ABBOT		2013	40	2	Y	1			2013	2013	50	2063	T# 268	GOOD			
987			364	ABBOT		2013	40	2		1			2013		50	2063		GOOD			
988	2018		1243	LANDSDOWN		2006	45	2	Y	1		2006	2006	2006/ PORCELAIN	50	2056	T# 281	GOOD	Change cutout insulators.	3/0 Run-off	
989			429	ABBOT		1978	40	4		1			1978		50	2028	ROCK	FAIR			
990			440	ABBOT		1988	40	4		1			1988		50	2038		GOOD			
991			450	ABBOT		1978	40	4		1			1978		50	2028		FAIR			
992			489	ABBOT		1978	40	4	Y	1			1978	1978	50	2028	T# 226	FAIR			
993	2018		505	ABBOT		1978	40	4		1			1978		45	2023		FAIR	Bell inspected 2017. Pole is rotting, is splitting on top end and holes. Change top pin. Passed drill test.	3/0	Pass
994			535	ABBOT		1995	40	3	Y	1			1995	1995	50	2045	T# 106	GOOD			
995			544	ABBOT		1978	40	4		1			1978		50	2028		FAIR			
996			545	MARY	Y	1978	40	4	Y	1			1978	1978	50	2028	T# 309-310	FAIR			
997			265	DUFFERIN		2013	40	2		1			2013		50	2063	ROCK	GOOD			
998			283	DUFFERIN		2013	40	2		1			2013		50	2063	ROCK	GOOD			
999			303	DUFFERIN		2015	40	2	Y	1			2015	2015	50	2065	T# 132	GOOD			
1000			335	DUFFERIN		2015	40	2		1			2015		50	2065	ROCK	GOOD			
1001			355	DUFFERIN		1978	40	4	Y	1			1978	1978	50	2028	T# 483	FAIR			
1002			373	LANDSDOWN		1979	40	4		1			1979		50	2029	ROCK	GOOD			
1003			1335	DUFFERIN		1978	40	4		3		1978	1978		50	2028	ROCK	FAIR			
1004			415	DUFFERIN		1978	40	4		1			1978		50	2028	ROCK	FAIR			
1005			425	DUFFERIN		1978	40	4	Y	1			1978	1978	50	2028	T# 93	FAIR			
1006			447	DUFFERIN		1978	40	4		1			1978		50	2028	ROCK	FAIR			
1007			465	DUFFERIN		1978	40	4		1			1978		50	2028	ROCK	FAIR			
1008	2018		485	DUFFERIN		1978	40	4	Y	1			1978/ Porcelain	1978/ Porcelain	50	2028	T# 443	FAIR	Bell inspected 2017. Change cutout and top pin insulators.	3/0	
1009			517	DUFFERIN		1978	40	4		1			1978		50	2028		FAIR			
1010			527	DUFFERIN		1978	40	4	Y	1			1978	1978	50	2028	T# 96	FAIR			
1011			1359	ABERDEEN		1975	40	4		1			1975		50	2027	ROCK	FAIR			
1012			1404	MAIN		1980	40	4		1			1960		50	2030	ROCK	GOOD			
1013			277	WELLESLEY		1980	40	4		1			1960		50	2030	ROCK	GOOD			
1014			285	WELLESLEY		1980	40	4		1			1960		50	2030		GOOD			
1015			311	WELLESLEY		1980	40	4	Y	1			1960		50	2030	T# 24	GOOD			
1016			335	WELLESLEY		1980	40	4		1			1960		50	2030		GOOD			
1017			354	WELLESLEY		1980	40	4	Y	1			1960		50	2030	T# 150	GOOD			
1018			384	WELLESLEY		1980	40	4		1			1960		50	2030		GOOD			
1019			394	WELLESLEY		1980	40	4		3		1960	1960	1960	50	2030	ROCK	GOOD			
1020			415	WELLESLEY		1980	40	4		1			1960		50	2030		GOOD			
1021			439	WELLESLEY		1980	40	4	Y	1			1967	1967	50	2030	T# 575	GOOD			
1022			451	WELLESLEY		1980	40	4		1			1967		50	2030		GOOD			
1023			471	WELLESLEY		1980	40	4	Y	1			1967	1967	50	2030	T# 789	GOOD			
1024			489	WELLESLEY		1980	40	4		1			1967		50	2030		GOOD			
1025	2018		503	WELLESLEY		1980	40	4	100KVA	1			1967/Porcelain	1967	50	2030	T# 98	GOOD	Bell inspected 2017, Change cutout and top pin insulators, pole has a slight lean.	3/0	
1026			527	WELLESLEY		1980	40	4		1			1967		50	2030	ROCK	GOOD			
1027			1405	ABERDEEN		1980	40	4		1			1967		50	2030	ROCK	GOOD			

HYDRO HAWKESBURY POLE LISTINGS - ASSET REGISTER

POLE #	Last Inspected	DIP POLE 1 OR 3 PHASE	CIVIC #	STREET	B/Y	INSTALLATION DATE	HEIGHT	CLASS	TRANS. POLE	PRIMARY 1 OR 3 PHASE	SEC. POLE	X-ARM	SIDE POLE BRACKETS OR INSULATORS	CUT-OUTS	LIFE	EXPECTED CHANGE	NOTES	Asset Condition Index (Good/Fair/Poor)	Recommendation/ Comments	Conductor (ACSR)	DRILL TEST
1028			269	CHAMBERLAIN		1984	40	4	Y	3		1964	1964	2010	50	2034	T# 781-782-783	GOOD			
1029			279	CHAMBERLAIN		1984	40	4	Y	3		1964	1964		50	2034	T# 94	GOOD			
1030			301	CHAMBERLAIN		1984	40	4		3		1964	1964		50	2034	ROCK	GOOD			
1031			355	CHAMBERLAIN		1984	40	4		3		1964	1964		50	2034	ROCK	GOOD			
1032	2018		353	CHAMBERLAIN		1984	40	4		3		1964/ Wooden	1964/ Porcelain	1964	50	2034	LBS # S29, Tie in 110kV and 44kV Circuits	GOOD	Passed drill test	3/0	Pass
1033	2018		367	CHAMBERLAIN		1984	40	4	y	3		1964/ Wooden	1964/ Porcelain	Polymer	39	2023	T# 236	FAIR	Change Insulators. Pole has holes do a drill test. Cutout Switch in good condition.	3/0	
1034			367	CHAMBERLAIN		1984	40	4	y	3		1964	1964	1964	50	2034	T# 201-277-762	GOOD			
1035			378	CHAMBERLAIN		1984	40	4		3		1964	1964		50	2034	ROCK	GOOD			
1036			417	CHAMBERLAIN		1989	40	4		3		1969	1969		50	2039	ROCK	GOOD			
1037			427	CHAMBERLAIN		1989	40	4	y	3		1969	1969	1969	50	2039	T# 256	GOOD			
1038			447	CHAMBERLAIN		1989	40	4		3		1969	1969		50	2039		GOOD			
1039			467	CHAMBERLAIN		1989	40	4	y	3		2010	2010	2010	50	2039	T# 151	GOOD			
1040			509	CHAMBERLAIN		1989	40	4		3		1969	1969		50	2039		GOOD			
1041			525	CHAMBERLAIN		1989	40	4		3		1969	1969		50	2039		GOOD			
1042			545	CHAMBERLAIN		1989	40	4	Y	3		1969	1969	1969	50	2039	T# 107	GOOD			
1043			1463	ABERDEEN		2013	40	2		3		1969	1969		50	2063	S#26 Tie Switch Pole	GOOD		336	
1044			255	GLADSTONE		1979	40	4		1			1970		50	2029	ROCK BELL	GOOD			
1045			297	GLADSTONE		1979	40	4		1			1970		50	2029	ROCK BELL	GOOD			
1046	2018		315	GLADSTONE		1979	40	4	Y	1			1970/ Porcelain	1970/ Porcelain	45	2024	T# 195 BELL	FAIR	Pole leaning and has a crack. Do drill test.	1/0	
1047			329	GLADSTONE		1979	40	4		1			1970		50	2029	BELL	GOOD			
1048			359	GLADSTONE		1979	40	4		1			1970		50	2029	BELL	GOOD			
1049			379	GLADSTONE		1979	40	4	Y	1			1970	1970	50	2029	T# 252 BELL	GOOD			
1050			1525	LANSDOWN		1979	40	4		1			1970		50	2029		GOOD			
1051			421	GLADSTONE		1978	40	4		1			1978		50	2028	BELL	FAIR			
1052			439	GLADSTONE		1978	40	4		1			1978		50	2028	BELL	FAIR			
1053			475	GLADSTONE		1978	40	4		1			1978		50	2028	BELL	FAIR			
1054			517	GLADSTONE		1978	40	4	Y	1			1978		50	2028	T# 599 BELL	FAIR			
1055			539	GLADSTONE		1978	40	4		1			1978		50	2028	BELL	FAIR			
1056			549	GLADSTONE		1978	40	4		1			1978		50	2028	ROCK BELL	FAIR			
1057			1140	ABERDEEN		1989	40	4		3		1989	1989		50	2039	ROCK	GOOD			
1058	2018		1140	ABERDEEN		1972	40	3		3		1972	1972		45	2017	ROCK	POOR	Bell inspected 2017, change insulators, pole leaning.	336, #2 TAKEOFF	
1059			1140	ABERDEEN		1996	40	4	Y	3		1996	1996	1996	50	2046	T# 553-554-555 PMC	GOOD			
1060			1140	ABERDEEN		1989	40	4		3		1989	1989		50	2039		GOOD			
1061			1179	ABERDEEN		1979	40	4		3		1979	1979		50	2029	ROCK	GOOD			
1062			1270	ABERDEEN		2011	40	2		3		2011	2011		50	2061	ROCK	GOOD			
1063		Y	1270	ABERDEEN		2012	40	3		3		2012	2012		50	2062	T# 941	GOOD			
1064			1270	ABERDEEN		1979	40	4		3		2011	2011		50	2029		GOOD			
1065			1270	ABERDEEN		1980	40	4		3		2011	2011		50	2030		GOOD			
1066			1270	ABERDEEN		1979	40	4		3		1979	1979		50	2029		GOOD			
1067	2018		1359	ABERDEEN		1979	40	4		3		2011	2011/ Porcelain		50	2029		GOOD	Bell inspected 2017, change top pin insulators.	336 /336 TAKEOFF	
1068			1400	ABERDEEN		1979	40	4		3		1979	1979		50	2029		GOOD			
1069			1400	ABERDEEN		1980	40	4		3		2011	2011		50	2030	ROCK	GOOD			
1070			1432	ABERDEEN		1979	40	4		3		1979	1979		50	2029	ROCK	GOOD			
1071			1432	ABERDEEN		1993	40	2		3		1993	1993		50	2043	ROCK	GOOD			

HYDRO HAWKESBURY POLE LISTINGS - ASSET REGISTER

POLE #	Last Inspected	DIP POLE 1 OR 3 PHASE	CIVIC #	STREET	B/Y	INSTALLATION DATE	HEIGHT	CLASS	TRANS. POLE	PRIMARY 1 OR 3 PHASE	SEC. POLE	X-ARM	SIDE POLE BRACKETS OR INSULATORS	CUT-OUTS	LIFE	EXPECTED CHANGE	NOTES	Asset Condition Index (Good/Fair/Poor)	Recommendation/ Comments	Conductor (ACSR)	DRILL TEST
1072		Y	1432	ABERDEEN		1993	40	4	Y	3		1993	1993		50	2043	T# 838 ROCK	GOOD			
1073			1432	ABERDEEN		1979	40	4		3		2010	2010		50	2029		GOOD			
1074			1444	ABERDEEN		1974	40	4		3		1974	1974		50	2024	BELL	FAIR			
1075			1541	ABERDEEN		1981	40	4		3		1981	1981		50	2031	BELL	GOOD			
1076			1545	ABERDEEN		1987	40	4	Y	3		1987	1987	1987	50	2037	T# 82 BELL	GOOD			
1077	2018		1588	ABERDEEN		1992	40	4		3		1992	1992/ Porcelain		50	2042	BELL	GOOD	Bell inspected 2017, change insulators.	336, 3/0 TAKEOFF	
1078			1588	ABERDEEN		1987	40	4		3		1987	1987		50	2037		GOOD			
1079			1588	ABERDEEN		1974	40	4		3		1974	1974		50	2024		FAIR			
1080			1588	ABERDEEN		1974	40	4		3		1974	1974		50	2024	ROCK	FAIR			
1081			1588	ABERDEEN		1993	40	4		3		1993	1993		50	2043		GOOD			
1082			1588	ABERDEEN		1993	40	4		3		1993	1993		50	2043		GOOD			
1083			1495	LANSDOWN		1977	40	4		1		1977	1977		50	2027		FAIR			
1084	2018		1431	LANSDOWN		1986	40	4		3		1986	1986		50	2036	ROCK, 600Amp LBS#107	GOOD	Bell inspected 2017. pole appears to starting to crack. Reconfirm the address.	336	Pass
1085			1337	LANSDOWN		2013	40	2		3		2013	2013		50	2063	ROCK	GOOD			
1086			1311	LANSDOWN		1977	40	4	Y	3		2011	2011		50	2027	T# 748 ROCK	FAIR			
1087			1243	LANSDOWN		2013	40	2		3		2013	2013		50	2063		GOOD			
1088			1185	LANSDOWN		1977	40	4		3		1977	1977		50	2027		FAIR			
1089	2018		1077	LANSDOWN		1987	40	4		3		1987	1987		50	2037	600A LBS#28	GOOD	Bell inspected 2017. Switch in good condition.	336	Pass
1090			1000	LANSDOWN		1977	40	4		3		1977	1977		50	2027		FAIR			
1091			981	LANSDOWN		1977	40	4		3		1958	1958		50	2027		FAIR			
1092	2018		394	LAURIER		1974	40	4		3		1974	1974/ Porcelain		50	2024		FAIR	Bell inspected 2017, change insulators.	336,3/0 TAKEOFF	
1093			394	LAURIER	Y	1992	40	3	Y	3		1992	1992	1992	50	2042	T# 297	GOOD			
1094			397	LANSDOWN		1978	40	4		3		1958	1958		50	2028		FAIR			
1095			856	LANSDOWN		2013	40	2		3		2013	2013		50	2063	ROCK	GOOD			
1096			856	LANSDOWN		2013	40	2		3		2013	2013		50	2063	ROCK	GOOD			
1097			823	LANSDOWN		2013	40	2	Y	3		2013	2013		50	2063		GOOD			
1098			823	LANSDOWN		1998	40	4		3		1998	1998	2013	50	2048	T# 947	GOOD			
1099			760	HIGGINSON		1996	40	4		3		1996	1996		50	2046		GOOD			
1100			737	HIGGINSON		1996	40	4		3		1996	1996		50	2046		GOOD			
1101			734	HIGGINSON		1988	40	4		3		1988	1988		50	2038		GOOD			
1102			709	HIGGINSON		1988	40	4		3		1988	1988		50	2038		GOOD			
1103			709	HIGGINSON		1996	40	4		3		1996	1996		50	2046		GOOD			
1104			645	HIGGINSON		2009	40	4	Y	3		2010	2010		50	2059	T# 289	GOOD			
1105			607	HIGGINSON		1989	40	4		3		1989	1989		50	2039		GOOD			
1106	2018	Y	577	HIGGINSON		1972	40	4		3		1972	1972/ PORCELAIN	PORCELAIN	50	2022	T# 541 D.E. , BELL	FAIR	Bell inspected 2017, change cutouts and insulators.	#2	
1107			549	HIGGINSON		1978	40	4			Y				50	2028		FAIR			
1108			527	HIGGINSON		1978	40	4			Y				50	2028		FAIR			
1109	2018		509	HIGGINSON		1967	40	2	Y	1				Porcelain	50	2017	T# 404	POOR	Bell inspected 2017, pole leaning need straightening. Replace cutouts.	#2	
1110			760	TUPPER		1989	40	4		1					50	2039		GOOD			
1111			720	TUPPER		1988	40	4	Y	3		1988	1988		50	2038	T# 649-650-651	GOOD			
1112			720	TUPPER		1984	40	4		3		1984			50	2034		GOOD			
1113			760	TUPPER		1984	40	4		3		1984			50	2034		GOOD			
1114			780	TUPPER		1984	40	4	Y	3		1984			50	2034	T#656-657-745	GOOD			
1115			200	CAMERON		1978	40	4		3			1978		50	2028	ROCK	FAIR			
1116			202	CAMERON		1978	40	4		3		1978	1978		50	2028	ROCK	FAIR			

HYDRO HAWKESBURY POLE LISTINGS - ASSET REGISTER

POLE #	Last Inspected	DIP POLE 1 OR 3 PHASE	CIVIC #	STREET	B/Y	INSTALLATION DATE	HEIGHT	CLASS	TRANS. POLE	PRIMARY 1 OR 3 PHASE	SEC. POLE	X-ARM	SIDE POLE BRACKETS OR INSULATORS	CUT-OUTS	LIFE	EXPECTED CHANGE	NOTES	Asset Condition Index (Good/Fair/Poor)	Recommendation/ Comments	Conductor (ACSR)	DRILL TEST
1117	2018		243	CAMERON		1958	40	4	50KVA	1		1958	1958/ Porcelain	Porcelain	50	2008	T# 15	POOR	Bell inspected 2017, cross arm and pole is rotten, leaning. Change cutout and insulators.	3/0	
1118			264	CAMERON		1978	40	4		3		1978	1978		50	2028		FAIR			
1119			284	CAMERON		1978	40	4	Y	3		1978	1978		50	2028	T# 566	FAIR			
1120			314	CAMERON		1986	40	4		3		1986	1986		50	2036		GOOD			
1121			354	CAMERON		1986	40	4		3		1986	1986		50	2036		GOOD			
1122			374	CAMERON		1980	40	4	Y	3		1968	1968	1968	50	2030	T# 254	GOOD			
1123			394	CAMERON		1980	40	4		3		2010	2010		50	2030		GOOD			
1124			394	CAMERON		1980	40	4	Y	3		1968	2010	2010	50	2030	T# 233-234-235 BREWERS	GOOD			
1125			394	CAMERON		1980	40	4	Y	3		1968	2010	2010	50	2030	T# 230	GOOD			
1126			444	CAMERON		2016	40	4		3		2016	2016		50	2066	ROCK	GOOD			
1127			464	CAMERON		2016	40	4		3		2016	2016		50	2066	ROCK	GOOD			
1128			484	CAMERON		2016	40	4	Y	3		2016	2016	2016	50	2066	T# 577	GOOD			
1129			504	CAMERON		2016	40	4		3		2016	2016		50	2066		GOOD			
1130	2018		514	CAMERON		2014	40	2		3		2014	2014		50	2064		GOOD		3/0	
1131	2018		1039	ABERDEEN		2013	40	2		3		2013	2013		50	2063	ROTTEN (JULY 2)INLINE SWITCH. Feeder 43F1. Tie in switch (never parallel) S#30 ?	GOOD			Pass
1132		Y	1100	ABERDEEN		1980	40	4	Y	3		1968	1968		50	2030	T# 923 INLINE SWITCH	GOOD			
1133			1039	CAMERON		1980	45	4		3		1968	1968		50	2030		GOOD			
1134			1039	CAMERON		1996	40	4		3		1996	2010		50	2046	T# 923 BELL LE CARILLON	GOOD			
1135			1039	CAMERON		1987	50	4		3		1987	1987		50	2037	BELL 44KV MONTEBELLO	GOOD			
1136			765	CAMERON		1987	50	4		3		1987	1987		50	2037		GOOD			
1137			765	CAMERON		1987	40	4	Y	3		1987	1987		50	2037	T# 147	GOOD			
1138			765	CAMERON		1987	40	4	Y	3		1987	1987	1987	50	2037	T# 160-161-752	GOOD			
1139			765	CAMERON		1996	40	4			Y				50	2046	BELL	GOOD			
1140			765	CAMERON		1987	50	4		3		1987	1987		50	2037	BELL	GOOD			
1141			765	CAMERON		1987	50	4		3		1987	1987		50	2037	BELL	GOOD			
1142			#CECILE	CAMERON		1986	40	4		3		1986	1986		50	2036	BELL	GOOD			
1143			843	CAMERON		1986	40	4		3		1986	1986		50	2036	T# 273-274-275 BELL	GOOD			
1144			#RMS	CAMERON		1986	40	4		3		1986	1986		50	2036	BELL	GOOD			
1145	2018		800	CAMERON		1986	45	4		3		1986	1986/ Porcelain		50	2036	BELL Switch#41	GOOD	Bell inspected 2017. Change insulators.	336,1/0 TAKEOFF	
1146			800	CAMERON		1986	45	4		3		1986	1986		50	2036	BELL	GOOD			
1147		Y	923	CAMERON		1986	40	4		3		1986	1986	1986	50	2036	T# 694-695-696 BELL	GOOD			
1148			923	CAMERON		1986	40	4		3		1986	1986		50	2036	BELL	GOOD			
1149			999	CAMERON		1986	45	4		3		1986	1986		50	2036	BELL	GOOD			
1150			999	CAMERON		1986	45	4		3		1986	1986		50	2036	BELL	GOOD			
1151			1023	CAMERON		1962	45	4		3		1962	1962		50	2012	BELL	POOR			
1152		Y	1123	CAMERON		1965	45	4		3		1965	1965		50	2015	T# 915 BELL	POOR			
1153			1123	CAMERON		1969	45	4		3		1969	1969		50	2019	BELL	FAIR			
1154			LPC	CAMERON		1969	45	4		3		1969	1969		50	2019	BELL	FAIR			
1155			LPC	CAMERON		1969	40	4		3		1969	1969		50	2019	BELL	FAIR			
1156			1233	CAMERON		1969	40	4		3		1969	1969		50	2019	BELL	FAIR			

HYDRO HAWKESBURY POLE LISTINGS - ASSET REGISTER

POLE #	Last Inspected	DIP POLE 1 OR 3 PHASE	CIVIC #	STREET	B/Y	INSTALLATION DATE	HEIGHT	CLASS	TRANS. POLE	PRIMARY 1 OR 3 PHASE	SEC. POLE	X-ARM	SIDE POLE BRACKETS OR INSULATORS	CUT-OUTS	LIFE	EXPECTED CHANGE	NOTES	Asset Condition Index (Good/Fair/Poor)	Recommendation/ Comments	Conductor (ACSR)	DRILL TEST
1157			1233	CAMERON		1993	45	2		3		1993	1993		50	2043	BELL	GOOD			
1158			1200	CAMERON		1959	45	4	Y	3		1959	1959	1959	50	2009	BELL T# 203	POOR			
1159	2018		1303	CAMERON		1993	45	2		3		1993	1993		50	2043	BELL	GOOD	Change carry over pin.	336 MCM	
1160			1303	CAMERON		1969	40	4		3		1969	1969		50	2019	BELL	FAIR			
1161			1303	CAMERON		1969	40	4		3		1969	1969		50	2019	BELL	FAIR			
1162			1303	CAMERON		2010	45	2		3		2010	2010		50	2060	BELL	GOOD			
1163	2018	Y	1350	CAMERON		2010	45	3		3		2010	2010/ Porcelain		50	2060	BELL, T# 939	GOOD		3/0	
1164			1303	CAMERON		2003	45	3		3		2003	2003		50	2053	BELL	GOOD			
1165			1303	CAMERON		1993	45	4	Y	3		1993	1993		50	2043	T# BELL	GOOD			
1166			1400	CAMERON		1999	45	4		3		1999	1999		50	2049	BELL	GOOD			
1167			YOUR	CAMERON		1999	45	2		3		1999	1999		50	2049	BELL	GOOD			
1168			YOUR	CAMERON		1993	45	4		3		1993	1993		50	2043	BELL	GOOD			
1169			YOUR	CAMERON		1971	40	4			Y				50	2021	BELL	FAIR			
1170			MCDO	CAMERON		1971	40	4			Y				50	2021	BELL	FAIR			
1171			MCDO	CAMERON		1971	40	4			Y				50	2021		FAIR			
1172			955	ABERDEEN		1971	40	4			Y				50	2021	BELL	FAIR			
1173			985	ABERDEEN		1971	40	4			Y				50	2021	BELL	FAIR			
1174			995	ABERDEEN		1973	40	4			Y				50	2023	BELL	FAIR			
1175			MCGILL TO TRACK	SPENCE		1968	40	4		3		1968	1968		50	2018	BELL	FAIR			
1176			MCGILL TO TRACK	SPENCE		1968	40	4		3		1968	1968		50	2018	BELL	FAIR			
1177			MCGILL TO TRACK	SPENCE		1968	40	4		3		1968	1968		50	2018	BELL	FAIR			
1178			MCGILL TO TRACK	SPENCE		1968	40	4	Y	3		1968	1968	1968	50	2018	BELL T# 422	FAIR			
1179			MCGILL TO TRACK	SPENCE		1968	40	4		3		1968	1968		50	2018	BELL	FAIR			
1180			MCGILL TO TRACK	SPENCE		1968	40	4		3		1968	1968		50	2018	BELL TAKE OFF	FAIR			
1181			FROM TRACK TO CARTIER	SPENCE		1968	40	4		3		1968	1968		50	2018	BELL	FAIR			
1182	2018		FROM TRACK TO CARTIER	SPENCE		2016	40	2		3		2016	2016	Porcelain	50	2066	BELL	GOOD		336	
1183	2018		205	SPENCE		1968	40	4		3		1968	1968		50	2018	BELL, LBS# 22	FAIR	Inspected 2017	336	
1184			FROM TRACK TO CARTIER	SPENCE		1968	45	4		3		1968	1968		50	2018	BELL	FAIR			
1185			FROM TRACK TO CARTIER	SPENCE		1968	45	4		3		1968	1968		50	2018	BELL	FAIR			
1186	2018		FROM TRACK TO CARTIER	SPENCE		1986	40	4		3		1986	1986		50	2036	BELL, 3 INLINE SWITCHES #109	GOOD			
1187			FROM TRACK TO CARTIER	SPENCE		1968	40	4		3		1968	1968		50	2018	BELL	FAIR			
1188			305	SPENCE		1968	40	4		3		1968	1968		50	2018	BELL	FAIR			
1189			325	SPENCE		1968	40	4		3		1968	1968		50	2018	BELL	FAIR			
1190			367	SPENCE		1968	40	4		3		1968	1968		50	2018	BELL	FAIR			
1191			451	SPENCE		1968	40	4		3		1968	1968		50	2018	BELL	FAIR			
1192			487	SPENCE		1968	40	4		3		1968	1968		50	2018	BELL	FAIR			
1193			561	SPENCE		1968	40	4		3		1968	1968		50	2018	BELL	FAIR			
1194			581	SPENCE		1968	40	4		3		1968	1968		50	2018	BELL	FAIR			
1195			581	SPENCE		1968	40	4		3		1968	1968		50	2018	BELL	FAIR			
1196			581	SPENCE		1968	40	4		3		1968	1968		50	2018	BELL	FAIR			
1197			611	SPENCE		1968	40	4		3		1968	1968		50	2018	BELL	FAIR			
1198			643	SPENCE		1968	40	4		3		1968	1968		50	2018	BELL	FAIR			
1199			661	SPENCE		1968	40	4		3		1968	1968		50	2018	BELL	FAIR			
1200	2018		683	SPENCE		2015	45	4		3		2015	2015		50	2065	BELL, LBS#105	GOOD			
1201	2018		693	SPENCE		2015	50	2		2x3		2015	2015		50	2065	BELL	GOOD			
1202		Y	733	SPENCE		2006	40	4		3		2006	2006	2006	50	2056	BELL	GOOD			
1203	2018		780	SPENCE		2000	40	4		3		2000	2000		50	2050	BELL	GOOD		336	

HYDRO HAWKESBURY POLE LISTINGS - ASSET REGISTER

POLE #	Last Inspected	DIP POLE 1 OR 3 PHASE	CIVIC #	STREET	B/Y	INSTALLATION DATE	HEIGHT	CLASS	TRANS. POLE	PRIMARY 1 OR 3 PHASE	SEC. POLE	X-ARM	SIDE POLE BRACKETS OR INSULATORS	CUT-OUTS	LIFE	EXPECTED CHANGE	NOTES	Asset Condition Index (Good/Fair/Poor)	Recommendation/ Comments	Conductor (ACSR)	DRILL TEST
1204			780	SPENCE		1968	40	4		3		1968	1968		50	2018	BELL	FAIR			
1205			780	SPENCE		1968	40	4		3		1968	1968		50	2018	BELL	FAIR			
1206	2018		801	SPENCE		1970	40	4		3		1970	1970		50	2020	BELL LBS# 32	FAIR	Bell inspected 2017	336 MCM	
1207			801	SPENCE		1986	40	4		3		1986	1986		50	2036	BELL	GOOD			
1208			801	SPENCE		1976	40	4		3		1976	1976		50	2026	BELL	FAIR			
1209			801	SPENCE		1986	40	4		3		1986	1986		50	2036	BELL	GOOD			
1210			801	SPENCE		1986	40	4	Y	3		1986	1986	2010	50	2036	T# 608-609-610 ROCK	GOOD			
1211		Y	801	SPENCE		1978	40	4		3		1978	1978	1978	50	2028	BELL	FAIR			
1212			1030	SPENCE		1978	40	4		3		1978	1978		50	2028	BELL	FAIR			
1213			1030	SPENCE		1978	40	4		3		2011	2011		50	2028	BELL	FAIR			
1214		Y	1030	SPENCE		1978	40	4		3		2011	2011	1978	50	2028	44 KV	FAIR			
1215			1030	SPENCE		1978	40	4		3		2011	2011		50	2028	44 KV	FAIR			
1216			1030	SPENCE		1978	40	4		3		2011	2011		50	2028	44 KV	FAIR			
1217			1201	SPENCE		1979	40	4		3		2011	2011		50	2029	44 KV	GOOD			
1218			1201	SPENCE		1979	40	4		3		2011	2011		50	2029	44 KV	GOOD			
1219			1201	SPENCE		1979	40	4		3		2011	2011		50	2029	44 KV	GOOD			
1220			1301	SPENCE		1979	40	4		3		2011	2011		50	2029	44 KV	GOOD			
1221			1301	SPENCE		1979	40	4		3		2011	2011		50	2029	44 KV	GOOD			
1222	2018		1301	SPENCE		1979	40	4		3		2011	2011		50	2029	44 KV H1, 600A LBS#34	GOOD	Bell inspected 2017	336	
1223			1451	SPENCE		1996	55	4		3		2011	2011		50	2046	LBS # 44 KV H1	GOOD			
1224	2018		1451	SPENCE		1972	45	4		3		2011	2011		51	2023	3 INLINE SWITCHES (S-33),44 KV H1 (43F2)	FAIR	Pole and switch in good condition		Pass
1225			1451	SPENCE		1972	45	4		3		2011	2011		50	2022	44 KV H1	FAIR			
1226			1451	SPENCE		1972	45	4		3		2011	2011		50	2022	44 KV H1	FAIR			
1227			1451	SPENCE		1972	45	4		3		2011	2011		50	2022	44 KV H1	FAIR			
1228			1451	SPENCE		1972	50	4		3		2011	2011		50	2022	44 KV H1	FAIR			
1229			780	SPENCE		1986	40	4	Y	3		1986	1986	1986	50	2036	BELL T# 269	GOOD			
1230			780	SPENCE		1993	40	2	Y	3		1993	1993	1993	50	2043	BELL T# 887-888-889	GOOD			
1231			780	SPENCE		1993	40	2	Y	3		1993	1993	1993	50	2043	BELL T# 831-830-832	GOOD			
1232			871	MCGILL	Y	1996	40	4	Y	3		1996	1996	1996	50	2046	T# 734	GOOD			
1233			871	MCGILL	Y	1996	40	4	Y	3		1996	1996	1996	50	2046	T# 674-673-675	GOOD			
1234			871	MCGILL	Y	1996	40	4	Y	3		1996	1996	1996	50	2046	T# 756-757-758	GOOD			
1235		Y	1575	TUPPER		1987	45	4		3		1987	1987	1987	50	2037	T# 769	GOOD			
1236		Y	1575	TUPPER		1987	45	4		3		1987	1987	1987	50	2037	T# 944, ROCK	GOOD			
1237			1275	TUPPER		1987	45	4	Y	3		1987	1987	1987	50	2037	T#	GOOD			
1238			1275	TUPPER		2000	45	4		3		2000	2000		50	2050		GOOD			
1239			1275	TUPPER		2000	50	4		3		2000	2000		50	2050	H1	GOOD			
1240			1275	TUPPER		2000	50	4		3		2000	2000		50	2050	H1	GOOD			
1241			1275	TUPPER		1970	50	4		3		1970	1970		50	2020	T# 913, 44 KV	FAIR			
1242			1275	TUPPER		1995	45	4		3		1995	1995		50	2045	44 KV	GOOD			
1243			1275	TUPPER		1995	45	4		3		1995	1995		50	2045	T# 763, 44 KV	GOOD			
1244			1275	TUPPER		1995	45	4	Y	3		1995	1995	1995	50	2045	44 KV	GOOD			
1245			1175	TUPPER		1995	45	4		3		1995	1995		50	2045	44 KV	GOOD			
1246			1175	TUPPER		1995	45	4		3		1995	1995		50	2045	44 KV	GOOD			
1247			1175	TUPPER		1995	45	4		3		1995	1995		50	2045	44 KV	GOOD			

HYDRO HAWKESBURY POLE LISTINGS - ASSET REGISTER

POLE #	Last Inspected	DIP POLE 1 OR 3 PHASE	CIVIC #	STREET	B/Y	INSTALLATION DATE	HEIGHT	CLASS	TRANS. POLE	PRIMARY 1 OR 3 PHASE	SEC. POLE	X-ARM	SIDE POLE BRACKETS OR INSULATORS	CUT-OUTS	LIFE	EXPECTED CHANGE	NOTES	Asset Condition Index (Good/Fair/Poor)	Recommendation/ Comments	Conductor (ACSR)	DRILL TEST
1248			1175	TUPPER		1995	45	4		3		1995	1995		50	2045	44 KV	GOOD			
1249			1175	TUPPER		1995	40	5			Y				50	2045		GOOD			
1250			1175	TUPPER		1995	45	4		3		1995	1995		50	2045	44 KV	GOOD			
1251			925	TUPPER		1985	45	4		3		1985	1985		50	2035	44 KV	GOOD			
1252	2018		925	TUPPER		1985	45	4		3		1985	1985/ PORCELAIN		50	2035	44 KV, Ontario Hydro	GOOD	Bell inspected 2017, change insulators.	336	
1253			925	TUPPER		1985	45	4		3		1985	1985		50	2035	44 KV	GOOD			
1254	2018		925	TUPPER		1985	45	4		3		1985	1985		50	2035	44 KV	GOOD			
1255			925	TUPPER		1985	40	4			Y				50	2035	T# 666	GOOD			
1256			925	TUPPER		2006	45	4		3		2006	2006		50	2056		GOOD			
1257			850	TUPPER		1985	45	4		3		1985	1985		50	2035		GOOD			
1258			840	TUPPER		1986	45	4		3		1986	1986		50	2036	BELL	GOOD			
1259			896	CECILE		1993	40	4		3		1993	1993/ PORCELAIN		30	2023	BELL	FAIR	Pole is leaning. Change insulators.	3/0, #2 TAKEOFF	
1260			780	TUPPER		1986	45	4		3			1986		50	2036	BELL	GOOD			
1261			780	TUPPER		1985	45	4		3		1985	1985		50	2035	BELL	GOOD			
1262	2018		760	TUPPER		1996	45	2		3		1996	1996		50	2046	BELL	GOOD		336	
1263				ABERDEEN		1985	45	4		3		1985	1985		50	2035		GOOD			
1264				ABERDEEN		2005	45	4		3		2005	2005		50	2055		GOOD			
1265			1588	ABERDEEN		1985	45	4	Y	3		1985	1985	2010	50	2035	BELL T# 100	GOOD			
1266		Y	894	CECILE		1993	40	4		3			1993	1993	50	2043	T# 904	GOOD			
1267			894	CECILE		1993	40	4		3			1993		50	2043		GOOD			
1268			894	CECILE		1993	40	4		3			1993		50	2043	ROCK	GOOD			
1269			894	CECILE		1993	40	4		3			1993		50	2043	ROCK	GOOD			
1270			894	CECILE		1980	40	4	Y	1			1980	1980	50	2030	T# 131	GOOD			
1271	2018		896	CECILE		1954	40	4		3			1954	1954/ Porcelain	50	2004		POOR	Change insulators, pole is leaning	3/0	
1272			894	CECILE		1990	40	4			Y				50	2040		GOOD			
1273			770	CAMERON		1993	40	4	Y	3		1993	1993	1993	50	2043	T# 802	GOOD			
1274			770	CAMERON		1990	40	4	Y	3		1990	1990	1990	50	2040	T# 178-263-264	GOOD			
1275			SUB	TESSIER		1990	40	4		3		1990	1990	1990	50	2040	44KV H1	GOOD			
1276			SUB	TESSIER		1990	40	4	Y	3		1990	1990	1990	50	2040	T# 186 H1	GOOD			
1277	2018		SUB	TESSIER		1990	40	4		3					50	2040	H FRAME SUB EST 4 X-ARMS ; 4 INSULATORS,; 9 DEAD END; 3 UNDER ARM SWITCH	GOOD			
1278	2018		SUB	TESSIER		1990	40	4		3					50	2040	H FRAME SUB EST 4 X-ARMS ; 1 INSULATORS, 12 DEAD END; 3 UNDER ARM SWITCH	GOOD			
1279			SUB	TESSIER		2012	40	4		3		2012	2012	2012	50	2062	44KV, H1	GOOD			
1280			SUB	TESSIER		2012	40	4		3		2012	2012	2012	50	2062	44KV, H1	GOOD			
1281			SUB	TESSIER		1986	50	3		3		2012	2012		50	2036	44KV, H1	GOOD			
1282			SUB	TESSIER		1986	50	4		3		2012	2012		50	2036	44KV, H1	GOOD			
1283			SUB	TESSIER		2012	50	4		3		2012	2012		50	2062	44KV, H1	GOOD			
1284			SUB	TESSIER		1986	50	4		3		2012	2012		50	2036	44KV, H1	GOOD			
1285			SUB	TESSIER		1986	50	4		3		2012	2012		50	2036	44KV, H1	GOOD			
1286			SUB	TESSIER		2012	50	4		3		2012	2012		50	2062	44KV, H1	GOOD			
1287			SUB	TESSIER		1986	50	4		3		2012	2012		50	2036	44KV, H1	GOOD			
1288			IKO	TESSIER		2011	50	4		3		2012	2012		50	2061	44KV, H1	GOOD			
1289			114	RACE		1990	40	4		3		1990	1990		50	2040		GOOD			
1290			142	RACE		2017	40	4		3		2017	2017	2017	50	2067		GOOD			

HYDRO HAWKESBURY POLE LISTINGS - ASSET REGISTER

POLE #	Last Inspected	DIP POLE 1 OR 3 PHASE	CIVIC #	STREET	B/Y	INSTALLATION DATE	HEIGHT	CLASS	TRANS. POLE	PRIMARY 1 OR 3 PHASE	SEC. POLE	X-ARM	SIDE POLE BRACKETS OR INSULATORS	CUT-OUTS	LIFE	EXPECTED CHANGE	NOTES	Asset Condition Index (Good/Fair/Poor)	Recommendation/ Comments	Conductor (ACSR)	DRILL TEST
1291			162	RACE		1992	40	4	Y	3		1992	1992	1992	50	2042	T# 189, CIBC	GOOD			
1292			162	RACE	Y	1990	40	4	Y	3		1990	1990	1990	50	2040	T# 48-55-302 PETIT PAIN	GOOD			
1293			162	RACE	Y	1990	40	4	Y	3		1990	1990	1990	50	2040	T# 680-681-682 CIBC	GOOD			
1294			162	RACE		1990	40	4			Y				50	2040		GOOD			
1295			162	ATLANTIC		1992	40	4	Y	3		1992	1992	1992	50	2042	T# 370	GOOD			
1296			163	ATLANTIC		1988	40	4	Y	3		1988	1988	1988	50	2038	T# 291-742-743	GOOD			
1297			140	ATLANTIC		1992	40	4	Y	3		2012	2012	2012	50	2042	T# 72	GOOD			
1298			122	ATLANTIC		1992	40	4	Y	3		1992	1992	1992	50	2042	T# 429	GOOD			
1299			114	ATLANTIC		1992	45	4		3		1992	1992		50	2042		GOOD			
1300			114	ATLANTIC		1992	40	4		3		1992	1992		50	2042		GOOD			
1301			1173	CAMERON		1978	40	4		3		1978	1978		50	2028		FAIR			
1302		Y	1173	CAMERON		1978	40	4	Y	3		1978	2011	1978	50	2028	T# 871, D.E.	FAIR			
1303			1023	CAMERON		2017	40	4		3		2017	2017		50	2067		GOOD			
1304			1023	CAMERON	Y	1978	40	4	Y	3		1978	1978	1978	50	2028	T# 478-479-480 D.E.	FAIR			
1305			1023	CAMERON	Y	1992	40	4	Y	1		1992	1992	1978	50	2042	T# 92, D.E.	GOOD			
1306			999	CAMERON		1978	40	4	Y	3	Y	1978	1978	2011	50	2028	T# 298	FAIR			
1307			999	CAMERON	Y	1978	40	4	Y	3	Y	1978	1978	1978	50	2028	T# 395-396-397 D.E.	FAIR			
1308			843	CAMERON	Y	1986	40	4		3	Y	1986	1986		50	2036		GOOD			
1309			843	CAMERON	Y	1986	40	4	Y	3	Y	1986	1986	1986	50	2036	T# 273-274-275 D.E. RPIVÉ ZENITH	GOOD			
1310			1187	TESSIER		1989	40	4		3		1989	1989		50	2039	D.E.	GOOD			
1311			1187	TESSIER		1976	40	4	Y	3		1976	1976	1976	50	2026	T# 207	FAIR			
1312			1187	TESSIER		1976	40	4		3		1976	1976		50	2026	D.E.	FAIR			
1313			1233	TESSIER		1976	40	4		3		1976	1976		50	2026	D.E.	FAIR			
1314			1233	TESSIER		2016	40	2		3		2016	2016		50	2066	D.E.	GOOD			
1315			1235	TESSIER		1976	40	4		3		1976	1976		50	2026	D.E.	FAIR			
1316			1235	TESSIER		1976	40	4		3		1976	1976		50	2026		FAIR			
1317			1245	TESSIER		1976	40	4		3		1976	1976		50	2026	HYDRO ONE, DEAD END 44 KV	FAIR			
1318			1245	TESSIER		1976	40	4		3		1976	1976		50	2026	HYDRO ONE, DEAD END 44 KV	FAIR			
1319			1245	TESSIER		1976	40	4		3		1976	2012		50	2026	HYDRO ONE, DEAD END 44 KV	FAIR			
1320			1375	TESSIER		1976	40	4	Y	3		1976	2012	2012	50	2026	T# 380, D.E	FAIR			
1321			1475	TESSIER		1976	45	4		3		1976	1976		50	2026	D.E.	FAIR			
1322		Y	850	TESSIER		1976	45	4		3		1976	1976	2012	50	2026	HHI, T# 773	FAIR			
1323			850	TESSIER		1976	45	4		3		1976	1976		50	2026		FAIR			
1324			850	TESSIER		1993	40	4		3		1993	1993		50	2043		GOOD			
1325			850	TESSIER		1993	40	4		3		1993	2012		50	2043	D.E.	GOOD			
1326			900	TESSIER		1993	40	4	Y	3		1993	2012	1993	50	2043	T# 852-854-853	GOOD			
1327			0	TESSIER TO ABERDEEN	Y	2009	40	3		3		2009	2012		50	2059		GOOD			
1328			0	TESSIER TO ABERDEEN	Y	1986	40	3	Y	3		1986	1986	1986	50	2036	T# 670-671-672 PREMOULE	GOOD			
1329			0	TESSIER TO ABERDEEN	Y	1986	50	3		3		1986	1986		50	2036	HYDRO ONE, DEAD END 44 KV	GOOD			
1330			0	TESSIER TO ABERDEEN	Y	1992	50	3		3		1992	1992		50	2042		GOOD			
1331			0	TESSIER TO ABERDEEN	Y	1986	50	2		3		1986	1986		50	2036		GOOD			
1332			0	TESSIER TO ABERDEEN		1986	50	3		3		1986	1986		50	2036		GOOD			
1333			0	TESSIER TO ABERDEEN		1986	50	3		3		1986	1986		50	2036	T.O. COLORAMA	GOOD			
1334			0	TESSIER TO ABERDEEN		1986	50	3		3		1986	1986		50	2036	D.E. 44KV	GOOD			
1335			0	TESSIER TO ABERDEEN	Y	1996	45	3		3			1996		50	2046		GOOD			
1336			0	VOIX FERRE A CAMERON	Y	1996	45	3		3			1996		50	2046		GOOD			

HYDRO HAWKESBURY POLE LISTINGS - ASSET REGISTER

POLE #	Last Inspected	DIP POLE 1 OR 3 PHASE	CIVIC #	STREET	B/Y	INSTALLATION DATE	HEIGHT	CLASS	TRANS. POLE	PRIMARY 1 OR 3 PHASE	SEC. POLE	X-ARM	SIDE POLE BRACKETS OR INSULATORS	CUT-OUTS	LIFE	EXPECTED CHANGE	NOTES	Asset Condition Index (Good/Fair/Poor)	Recommendation/ Comments	Conductor (ACSR)	DRILL TEST
1337			0	VOIX FERRE A CAMERON	Y	1996	45	3		3			1996		50	2046		GOOD			
1338			0	VOIX FERRE A CAMERON	Y	1996	45	3		3			1996		50	2046		GOOD			
1339			0	VOIX FERRE A CAMERON	Y	1996	45	3		3			1996		50	2046		GOOD			
1340			0	VOIX FERRE A CAMERON	Y	1996	45	3		3			1996		50	2046		GOOD			
1341			765	CAMERON	Y	1992	45	3		3			1992		50	2042		GOOD			
1342			765	CAMERON	Y	1986	45	3		3			1986		50	2036		GOOD			
1343			765	CAMERON		1978	35	5			Y				50	2028		FAIR			
1344			765	CAMERON		1978	35	5			Y				50	2028		FAIR			
1345			1400	ABERDEEN		1993	40	4		3			1993		50	2043		GOOD			
1346			290	TUPPER	Y	1993	40	4			Y				50	2043		GOOD			
1347			300	TUPPER	Y	1987	40	4		1			1987		50	2037		GOOD			
1348			320	TUPPER	Y	1987	40	4	Y	1			1987	1987	50	2037	T# 2	GOOD			
1349			350	TUPPER	Y	1987	40	4		1			1987		50	2037		GOOD			
1350			372	TUPPER	Y	1987	45	4		1			1987		50	2037		GOOD			
1351			409	GLADSTONE	Y	1986	40	4		1			1986		50	2036	BELL	GOOD			
1352			432	TUPPER	Y	1986	40	4	Y	1			1986	1986	50	2036	T# 739, BELL	GOOD			
1353			473	GLADSTONE	Y	1986	40	4		1			1986		50	2036	B	GOOD			
1354			472	TUPPER	Y	1986	40	4	Y	1			1986	1986	50	2036	T# 738, BELL	GOOD			
1355			529	GLADSTONE	Y	1986	40	4		1			1986		50	2036	B	GOOD			
1356			1543	ABERDEEN	Y	1986	40	4	Y	1			1986	1986	50	2036	T# 737, BELL	GOOD			
1357			519	TUPPER	Y	1992	45	2		3			2010		50	2042		GOOD			
1358			499	TUPPER	Y	1992	45	2	Y	3			1992	1992	50	2042	T# 731	GOOD			
1359			479	TUPPER	Y	1992	45	2		3			1992		50	2042		GOOD			
1360			459	TUPPER	Y	1992	45	2	Y	3			1992	1992	50	2042	T# 733	GOOD			
1361			439	TUPPER	Y	1992	45	2		3			1992		50	2042		GOOD			
1362			419	TUPPER	Y	2017	45	2		3			2017		50	2067		GOOD			
1363	2018		410	DESJARDIN	Y	1992	40	4	50KVA	3			1992	1992/ Porcelain	50	2042	T# 390	GOOD	Bell inspected 2017. Change cutout to porcelain.	3/0	
1364			1611	LANDSDOWN		1993	45	4		3			1993		50	2043		GOOD			
1365	2018		369	TUPPER		1993	45	4		3		2011	1993		50	2043	D.E.	GOOD	Down ground needs mouding	3/0	
1366	2018		1623	LANDSDOWN	Y	1993	40	4	Y	1			1993	2011	50	2043	T# 833	GOOD	Down ground needs mouding	3/0	
1367			1641	LANDSDOWN	Y	1993	45	2		3			1993		50	2043		GOOD			
1368			1663	LANDSDOWN	Y	1993	45	2		3			1993		50	2043		GOOD			
1369			1681	LANDSDOWN	Y	1993	45	2	Y	3			1993	1993	50	2043	T# 805	GOOD			
1370			1693	LANDSDOWN	Y	1993	45	2		3		2011	1993		50	2043	D.E.	GOOD			
1371	2018	Y	410	MARC ANDRE	Y	2008	40	3		1			2008	2008	50	2058	FEED PIERETTE & FLORENCE	GOOD			
1372			403	MARC ANDRE	Y	1993	40	4		1			2010		50	2043		GOOD			
1373			423	MARC ANDRE	Y	1993	40	4	Y	1			1993	2010	50	2043	T# 88, BELL	GOOD			
1374			443	MARC ANDRE	Y	1993	40	4		1			1993		50	2043		GOOD			
1375			463	MARC ANDRE	Y	1993	40	4	Y	1			1993		50	2043	T# 90, BELL	GOOD			
1376			483	MARC ANDRE	Y	1993	40	4		1			1993		50	2043		GOOD			
1377			495	MARC ANDRE	Y	1999	45	4	Y	1			2010	1999	50	2049	T# 866, BELL	GOOD			
1378	2018	Y	512	MARC ANDRE	Y	2011	40	2		1			2010	2010	50	2061	FEED PAD SUZIE	GOOD		#2	
1379			502	CHRISTINE	Y	1998	40	2	Y	1			1998	1998	50	2048	T# 40, BELL	GOOD			
1380			490	CHRISTINE	Y	1998	40	2		1			1998		50	2048	BELL	GOOD			
1381			462	DESJARDINS	Y	1998	40	2	Y	1			1998	1998	50	2048	T# 431 BELL	GOOD			
1382			442	DESJARDINS	Y	1998	40	2		1			1998		50	2048	BELL	GOOD			
1383			423	DESJARDINS	Y	1998	40	2	Y	1			1998	1998	50	2048	T# 749 BELL	GOOD			
1384			410	DESJARDINS	Y	1998	40	2		1			2010		50	2048	BELL	GOOD			

HYDRO HAWKESBURY POLE LISTINGS - ASSET REGISTER

POLE #	Last Inspected	DIP POLE 1 OR 3 PHASE	CIVIC #	STREET	B/Y	INSTALLATION DATE	HEIGHT	CLASS	TRANS. POLE	PRIMARY 1 OR 3 PHASE	SEC. POLE	X-ARM	SIDE POLE BRACKETS OR INSULATORS	CUT-OUTS	LIFE	EXPECTED CHANGE	NOTES	Asset Condition Index (Good/Fair/Poor)	Recommendation/ Comments	Conductor (ACSR)	DRILL TEST
1385			WALL MART/YOURS	HWY 17	Y	1995	45	2		3			2010		50	2045	D.E.	GOOD			
1386			WALL MART/YOURS	HWY 17	Y	1995	45	4		3			1995		50	2045	ANGLE POLE 44KV	GOOD			
1387			WALL MART/YOURS	HWY 17	Y	1995	45	4		3			1995		50	2045		GOOD			
1388			WALL MART/YOURS	HWY 17	Y	1995	45	4		3			2010		50	2045	D.E.	GOOD			
1389			WALL MART/YOURS	HWY 17	Y	1995	45	4		3			1995		50	2045		GOOD			
1390			WALL MART/YOURS	HWY 17	Y	1995	45	4		3			1995		50	2045		GOOD			
1391			WALL MART/YOURS	HWY 17	Y	1995	45	4		3			1995		50	2045		GOOD			
1392			WALL MART/YOURS	HWY 17	Y	1995	45	4		3			2010		50	2045	DEAD END TO T#	GOOD			
1393			877	SEGUIN	Y	1976	40	4		1			1976		50	2026	BELL	FAIR			
1394			897	SEGUIN	Y	1976	40	4	Y	1			1976	2010	50	2026	BELL T#335	FAIR			
1395			927	SEGUIN	Y	1976	40	4		1			1976		50	2026	BELL	FAIR			
1396			937	SEGUIN	Y	1976	40	4		1			1976		50	2026	BELL	FAIR			
1397			937	SEGUIN	Y	1976	40	4		1			1976		50	2026	BELL	FAIR			
1398			936	SEGUIN	Y	1976	40	4		1			1976		50	2026	BELL	FAIR			
1399			908	THERESE	Y	1976	40	4		1			1976		50	2026	BELL	FAIR			
1400			904	THERESE	Y	1976	40	4		1			1976		50	2026	BELL	FAIR			
1401			912	THERESE	Y	1976	40	4	Y	1			1976	1976	50	2026	BELL T# 430	FAIR			
1402			916	THERESE	Y	1976	40	4		1			1976		50	2026	BELL	FAIR			
1403			920	THERESE	Y	1976	35	4			Y		1976		50	2026	BELL	FAIR			
1404			814	EDMOND	Y	1976	40	4			Y		1976		50	2027		FAIR			
1405			814	EDMOND	Y	1976	40	4		1			1976		50	2027		FAIR			
1406			814	EDMOND	Y	1976	40	4		1	Y		1976		50	2027		FAIR			
1407			826	EDMOND	Y	1976	40	4	Y	1			1976	1976	50	2022	T# 228	FAIR			
1408			830	EDMOND	Y	1976	40	4			Y		1976		50	2022		FAIR			
1409			830	EDMOND	Y	1976	40	4		1			1976		50	2022		FAIR			
1410			816	CHARLES EMILE	Y	1976	40	4	Y	1			1976	1976	50	2022	T# 416	FAIR			
1411			511	STEVENS	Y	1990	40	4		3		1990	1990		50	2040	BELL	GOOD			
1412			613	LAURIN	Y	1976	40	4		1			1976		50	2022		FAIR			
1413			601	LAURIN	Y	1976	40	4	Y	1			1976	1976	50	2022	T# 492	FAIR			
1414			591	LAURIN	Y	1976	40	4		1			1976		50	2022		FAIR			
1415			591	LAURIN		1976	40	4		1			1976		50	2022		FAIR			
1416			621	LAURIN		1976	40	4		1			1976		50	2022		FAIR			
1417			621	LAURIN	Y	1976	40	4	Y	1			1976	1976	50	2022	T#493	FAIR			
1418			619	LAURIN	Y	1976	40	4			Y				50	2022		FAIR			
1419			619	LAURIN	Y	1976	40	4			Y				50	2022		FAIR			
1420			808	CHARLES EMILE	Y	1976	35	4			Y				50	2022		FAIR			
1421			824	CHARLES EMILE	Y	1976	35	4			Y				50	2022		FAIR			
1422	2018		635	MONTCALM		1962	40	4	Y	3		2011	2011	1962	50	2022	T# 20	FAIR			Pass
1423			617	MONTCALM		1976	40	4		3		2011	2011		50	2022		FAIR			
1424			605	MONTCALM		1976	40	4	Y	3		2011	2011	1976	50	2022	T# 296	FAIR			
1425			605	NELSON		1986	40	4		3		1986	2011		50	2036	D.E.	GOOD			
1426			353	CARTIER		1986	40	4			Y				50	2036		GOOD			
1427			574	CARTIER		1960	40	4		3		1960	1960		50	2010	ANGLE POLE 44KV	POOR			
1428			619	CARTIER		1988	40	4		1			2011		50	2038	D.E.	GOOD			
1429			605	CARTIER		1988	40	4		1			1988		50	2038		GOOD			
1430	2018		583	CARTIER		1980	40	4	50 KVA	1	Y		1980	1980	50	2030	T# 122	GOOD	Bell inspected 2017, change top pin insulators.	3/0	

HYDRO HAWKESBURY POLE LISTINGS - ASSET REGISTER

POLE #	Last Inspected	DIP POLE 1 OR 3 PHASE	CIVIC #	STREET	B/Y	INSTALLATION DATE	HEIGHT	CLASS	TRANS. POLE	PRIMARY 1 OR 3 PHASE	SEC. POLE	X-ARM	SIDE POLE BRACKETS OR INSULATORS	CUT-OUTS	LIFE	EXPECTED CHANGE	NOTES	Asset Condition Index (Good/Fair/Poor)	Recommendation/ Comments	Conductor (ACSR)	DRILL TEST
1431			571	CARTIER		1980	40	4		1			1980		50	2030		GOOD			
1432	2018		543	CARTIER		1960	40	4		3		1960	2010/ PORCELAIN		50	2010		POOR	Inspected 2013. Change insulators. Pole is rotting specially from top end and must be changed.	3/0	
1433			497	CARTIER		1988	40	4	Y	3		1988	1988	1988	50	2038	T# 606	GOOD			
1434	2018	Y	483	CARTIER		1988	40	4		3		1988	2010	1988	50	2038	UNDER ARM SWITCH S-38	GOOD	Switch blades are rusty.		Pass
1435			451	CARTIER		1986	40	2	Y	3		1986	1986	1986	50	2036	T# 158	GOOD			
1436	2018		POLICE	CARTIER		1998	45	3	50 KVA	3		1998	2010	1998/ PORCELAIN	50	2048	T# 438/439/440	GOOD	Change cutout insulators.	#2	
1437			POLICE	CARTIER		1986	40	4		3		1986	1986		50	2036		GOOD			
1438			POLICE	CARTIER		1986	40	4		3		1986	1986		50	2036		GOOD			
1439			424	GARNEAU		1978	35	4		1			1978		50	2028		FAIR			
1440			444	GARNEAU		1992	40	4		1			1992	1992	50	2042	T# 628	GOOD			
1441			460	GARNEAU		1978	35	4		1			1978	1978	50	2028		FAIR			
1442			490	GASCON		1978	35	4			Y				50	2028		FAIR			
1443			545	GASCON		1986	35	4			Y				50	2036		GOOD			
1444			523	GASCON		1986	40	4			Y				50	2036		GOOD			
1445			501	GASCON		1988	40	4	Y	1			1988	1988	50	2038	T# 601	GOOD			
1446			458	GASCON		1986	40	4		1			1986		50	2036		GOOD			
1447			438	GASCON		1978	40	4	Y	1			1978	1978	50	2028	T#602	FAIR			
1448			426	GASCON		1986	40	4		1			1986		50	2036		GOOD			
1449			861	LAFLECHE	Y	1986	40	4	Y	1			1986	2011	50	2036	T# 764	GOOD			
1450			899	LAFLECHE		1986	40	4		1			1986		50	2036		GOOD			
1451			909	LAFLECHE		1980	40	4		1			1980		50	2030		GOOD			
1452			896	LAFLECHE		1980	40	4		1			1980		50	2030		GOOD			
1453			882	LAFLECHE		2010	40	4		1			2010		50	2060		GOOD			
1454			852	LAFLECHE		1998	40	4	Y	1			1998	1998	50	2048	T#545	GOOD			
1455			842	LAFLECHE		1975	40	4		1			1975		50	2025		FAIR			
1456			822	LAFLECHE		1975	40	4		1			1975		50	2025		FAIR			
1457			800	LAFLECHE		1975	40	4		1			1975		50	2025		FAIR			
1458			772	LAFLECHE		1975	40	4	Y	1			1975	1975	50	2025	T#485	FAIR			
1459			752	LAFLECHE		1975	40	4		1			1975		50	2025		FAIR			
1460			742	LAFLECHE		1975	40	4		1			1975		50	2025		FAIR			
1461			708	LAFLECHE		1975	40	4		1			1975		50	2025		FAIR			
1462			686	LAFLECHE		1975	40	4	Y	1			1975	1975	50	2025	T#86	FAIR			
1463			686	LAFLECHE		1975	40	4		1			1975		50	2025		FAIR			
1464			670	LAFLECHE		1975	40	4		1			1975		50	2025		FAIR			
1465			646	LAFLECHE		1975	40	4		1			1975		50	2025		FAIR			
1466			614	LAFLECHE		2017	40	4	Y	1			2017	2017	50	2067	T#53	GOOD			
1467			600	LAFLECHE		1975	40	4		1			1975		50	2025		FAIR			
1468			576	LAFLECHE		2009	40	4		1			2009		50	2059		GOOD			
1469			542	LAFLECHE		2010	40	4	Y	1			2010	2010	50	2060	T# 54	GOOD			
1470			530	LAFLECHE		1975	40	4		1			1975		50	2025		FAIR			
1471			500	LAFLECHE		1998	40	4		1			1998		50	2048		GOOD			
1472			486	LAFLECHE		1998	40	4		1			1998		50	2048		GOOD			
1473			467	LAFLECHE		1977	40	4		1			1977		50	2027		FAIR			
1474			435	LAFLECHE		1977	40	4	Y	1			1977	1977	50	2027	T#33	FAIR			
1475			421	LAFLECHE		1977	40	4		1			1977		50	2027		FAIR			
1476			MAITRE CHARLES (371)	MAIN		2017	40	4		1			2017		50	2067		GOOD			
1477			405	MAIN		1980	35	4			Y		1980		50	2030		GOOD			
1478			405	MAIN		1980	40	4	Y	1			1980	1980	50	2030	T#209	GOOD			
1479			164	RICHER		1976	40	4	Y	1			1976	1976	50	2022	T# 165	FAIR			
1480			115	RICHER		1980	40	4		1			1980		50	2030		GOOD			
1481		Y	TRÉSORT	MAIN		1992	40	4		1			1992	1992	50	2042	RISER TO T# 202	GOOD			

HYDRO HAWKESBURY POLE LISTINGS - ASSET REGISTER

POLE #	Last Inspected	DIP POLE 1 OR 3 PHASE	CIVIC #	STREET	B/Y	INSTALLATION DATE	HEIGHT	CLASS	TRANS. POLE	PRIMARY 1 OR 3 PHASE	SEC. POLE	X-ARM	SIDE POLE BRACKETS OR INSULATORS	CUT-OUTS	LIFE	EXPECTED CHANGE	NOTES	Asset Condition Index (Good/Fair/Poor)	Recommendation/ Comments	Conductor (ACSR)	DRILL TEST
1482			TRÉSORT	MAIN		1980	40	4	Y	1			2010	2010	50	2030	T# 202	GOOD			
1483			RT DU NORD	RT DU NORD		1998	50	4		3			1998		50	2048		GOOD			
1484		Y	RT DU NORD	RT DU NORD		1998	50	4		3			1998	1998	50	2048	TO T# 928	GOOD			
1485			SPIRO	SPIRO		1998	35	4			Y				50	2048		GOOD			
1486		Y	RT DU NORD	RT DU NORD		1998	50	4		3			1998	1998	50	2048	FEED BELLERIVE SUBDIVISION	GOOD			
1487			113	RICHER		2017	40	4			Y				50	2067		GOOD			
1488			RT DU NORD	RT DU NORD		1998	45	4			Y				50	2048		GOOD			
1489		Y	RT DU NORD	RT DU NORD		1998	50	4			Y				50	2048	TO T# 917	GOOD			
1490		Y	RT DU NORD	RT DU NORD		1992	40	4			Y				50	2042	TO BELLERIVE LOOP	GOOD			
1491			RT DU NORD	RT DU NORD		1995	45	3		3			1995		50	2045		GOOD			
1492			RT DU NORD	RT DU NORD		1995	45	3		3		1995	1995		50	2045		GOOD			
1493			RT DU NORD	RT DU NORD		1995	45	3		3			1995		50	2045		GOOD			
1494			RT DU NORD	RT DU NORD		1995	45	3		3		1995	1995		50	2045		GOOD			
1495			211	MAIN		1980	40	4		3		1980	1980		50	2030		GOOD			
1496			211	MAIN	Y	1980	40	4	Y	3		1980	1980	2010	50	2030	T# 114	GOOD			
1497			211	MAIN		1980	40	4	Y	3		1980	1980	1980	50	2030	T# 470-471-472	GOOD			
1498			211	MAIN		1980	40	4	Y	3		1980	1980	1980	50	2030	T# 676-677-678	GOOD			
1499			RT DU NORD	RT DU NORD		1999	40	4		3			1999		50	2049		GOOD			
1500			RT DU NORD	RT DU NORD		1999	40	4	Y	3		1999	1999	1999	50	2049	T# 3	GOOD			
1501			RT DU NORD	RT DU NORD		1999	40	4	Y	3			1999	1999	50	2049	T#	GOOD			
1502	2018		RT DU NORD	RT DU NORD		1999	45	3	75kva	3		1999	1999	1999, Porcelain	50	2049	T#	GOOD		3/0	
1503			RT DU NORD	RT DU NORD		1998	40	4	Y	1			1998	1998	50	2048	T#	GOOD			
1504			69	MAIN		1989	40	4			Y				50	2039		GOOD			
1505			69	RT DU NORD	Y	1988	40	4	Y	1		1988	1988	1988	50	2038	T#	GOOD			
1506			57	MAIN		1998	40	4			Y				50	2048		GOOD			
1507			57	MAIN	Y	1986	40	4	Y	3		1986	1986	1986	50	2036	T#	GOOD			
1508			JEAN COUTU	MAIN	Y	1988	40	4		3		1988	1988		50	2038		GOOD			
1509			JEAN COUTU	MAIN	Y	1988	40	4		3		1988	1988		50	2038		GOOD			
1510			JEAN COUTU	MAIN	Y	1988	40	4	Y	3		1988	1988	1988	50	2038	T#	GOOD			
1511			JEAN COUTU	MAIN	Y	1988	40	4			Y				50	2038		GOOD			
1512			JEAN COUTU	MAIN	Y	1988	35	4			Y				50	2038		GOOD			
1513			134	MAIN	Y	1988	40	4	Y	3		1988	1988	1988	50	2038	T#	GOOD			
1514			134	MAIN	Y	1988	40	4		3		1988	1988		50	2038		GOOD			
1515	2018		OLD ROZON	THERIAULT	Y	1975	40	4		3		1975	1975/ Porcelain		50	2025	BELL, LBS #30	FAIR	Bell inspected 2017, change insulators. Switch is good condition.	3/0	Pass
1516			OLD ROZON	THERIAULT	Y	1975	40	4	Y	3		1975	1975	1975	50	2025	T# BELL	FAIR			
1517			OLD ROZON	THERIAULT	Y	1975	40	4	Y	3		1975	1975	1975	50	2025	T# BELL	FAIR			
1518			OLD ROZON	THERIAULT	Y	1975	40	4		3		1975	1975		50	2025	BELL	FAIR			
1519			OLD ROZON	THERIAULT	Y	1975	40	4		3		1975	1975		50	2025	BELL	FAIR			
1520	2018		OLD ROZON	THERIAULT	Y	1975	40	4	Y	1		1975	1975/ Porcelain	1975/ Porcelain	50	2025	T# BELL	FAIR	Bell inspected 2017, change insulators. Down ground needs moulding	3/0	
1521			OLD ROZON	THERIAULT	Y	1985	40	4		3		1985	1985		50	2035		GOOD			
1522			OLD ROZON	THERIAULT	Y	1985	25	5			Y				50	2035		GOOD			
1523			542	CATHERINE	Y	2017	40	4		3		2017	2017		50	2067	BELL	GOOD			
1524			524	CATHERINE	Y	1985	40	4		3		1985	1985		50	2035	BELL	GOOD			
1525	2018		511	THERIAULT	Y	1980	40	4	50KVA	1		1980	1980/ PORCELAIN	1980/ PORCELAIN	43	2023	T# BELL	FAIR	Bell inspected 2017, change cutout and insulators. Cross arm is rotting.	3/0	
1526			484	CATHERINE	Y	1985	40	4		3		1985	1985		50	2035	BELL	GOOD			
1527			474	CATHERINE	Y	1985	40	4		3		1985	1985		50	2035	BELL	GOOD			

HYDRO HAWKESBURY POLE LISTINGS - ASSET REGISTER

POLE #	Last Inspected	DIP POLE 1 OR 3 PHASE	CIVIC #	STREET	B/Y	INSTALLATION DATE	HEIGHT	CLASS	TRANS. POLE	PRIMARY 1 OR 3 PHASE	SEC. POLE	X-ARM	SIDE POLE BRACKETS OR INSULATORS	CUT-OUTS	LIFE	EXPECTED CHANGE	NOTES	Asset Condition Index (Good/Fair/Poor)	Recommendation/ Comments	Conductor (ACSR)	DRILL TEST
1528			446	CATHERINE	Y	1985	40	4	Y	3		1985	1985	1985	50	2035	T# BELL	GOOD			
1529			434	CATHERINE	Y	1985	40	4		3		1985	1985		50	2035	BELL	GOOD			
1530			856	CATHERINE	Y	1985	40	4		3		1985	1985		50	2035	BELL	GOOD			
1531			420	THERIAULT	Y	1978	40	4		1			1978		50	2028	BELL	FAIR			
1532			430	THERIAULT	Y	1978	40	4	Y	1			1978		50	2028	T# BELL	FAIR			
1533			460	THERIAULT	Y	1978	40	4		1			1978		50	2028	BELL	FAIR			
1534			486	THERIAULT	Y	1978	40	4	Y	1			1978		50	2028	T# BELL	FAIR			
1535			500	THERIAULT	Y	1978	40	4		1			1978		50	2028	BELL	FAIR			
1536			526	THERIAULT	Y	1978	40	4		1			1978		50	2028	BELL	FAIR			
1537			538	THERIAULT	Y	1978	40	4		1			1978		50	2028	BELL	FAIR			
1538			586	THERIAULT	Y	1978	40	4	Y	1			1978		50	2028	T# BELL	FAIR			
1539			614	THERIAULT	Y	1978	40	4	Y	1			1978		50	2028	T# BELL	FAIR			
1540			640	THERIAULT	Y	1978	40	4		1			1978		50	2028	BELL	FAIR			
1541			708	LAFLECHE	Y	1978	40	4		1			1978		50	2028	BELL	FAIR			
1542			757	CECILE	Y	1978	40	4		1			1978		50	2028	BELL	FAIR			
1543			747	CECILE	Y	1978	40	4	Y	1			1978	1978	50	2028	T# BELL	FAIR			
1544			727	CECILE	Y	1978	40	4		1			1978		50	2028	BELL	FAIR			
1545			646	LAFLECHE	Y	1978	40	4		1			1978		50	2028	BELL	FAIR			
1546			646	LAFLECHE	Y	1978	40	4		1			1978		50	2028	BELL	FAIR			
1547			628	LAFLECHE	Y	1978	40	4		1			1978		50	2028	BELL	FAIR			
1548			614	LAFLECHE	Y	1978	40	4	Y	1			1978	1978	50	2028	T# BELL	FAIR			
1549			588	LAFLECHE	Y	1978	40	4		1			1978		50	2028	BELL	FAIR			
1550			556	LAFLECHE	Y	1978	40	4		1			1978		50	2028	BELL	FAIR			
1551			542	LAFLECHE	Y	1976	40	4		1			1976		50	2026	BELL	FAIR			
1552			530	LAFLECHE	Y	1976	40	4	Y	1		1976	1976	1976	50	2026	T# BELL	FAIR			
1553			543	CECILE	Y	1976	40	4		1			1976		50	2026	BELL	FAIR			
1554			525	CECILE	Y	1976	40	4		1			1976		50	2026	BELL	FAIR			

HYDRO HAWKESBURY POLE LISTINGS - ASSET REGISTER

POLE #	Last Inspected	DIP POLE 1 OR 3 PHASE	CIVIC #	STREET	B/Y	INSTALLATION DATE	HEIGHT	CLASS	TRANS. POLE	PRIMARY 1 OR 3 PHASE	SEC. POLE	X-ARM	SIDE POLE BRACKETS OR INSULATORS	CUT-OUTS	LIFE	EXPECTED CHANGE	NOTES	Asset Condition Index (Good/Fair/Poor)	Recommendation/ Comments	Conductor (ACSR)	DRILL TEST
1555			503	CECILE	Y	1976	40	4		1			1976		50	2026	BELL	FAIR			
1556			463	CECILE	Y	1976	40	4	Y	1			1976	1976	50	2026	T#, BELL	FAIR			
1557			445	CECILE	Y	1976	40	4		1			1976		50	2026	BELL	FAIR			
1558			445	CECILE	Y	1976	40	4		1			1976		50	2026	BELL	FAIR			
1559			1200	CAMERON	Y	1995	40	4			Y	1995	1995		50	2045	BELL	GOOD			
1560			1200	CAMERON	Y	1993	40	2			Y	1993	1993		50	2043		GOOD			
1561			1200	CAMERON	Y	1993	40	2	Y			1993	1993	1993	50	2043	T#	GOOD			
1562			1200	BERTHIAUME	Y	1968	40	4	Y			1968	1968	1968	50	2018	T#	FAIR			
1563			600	BERTHIAUME	Y	1968	40	4	Y			1968	1968	1968	50	2018	T#	FAIR			
1564			600	BERTHIAUME	Y	1968	40	4				1968	1968		50	2018	BELL	FAIR			
1565			600	BERTHIAUME	Y	1968	40	4				1968	1968		50	2018	BELL	FAIR			
1566			600	BERTHIAUME	Y	1968	40	4				1968	1968		50	2018	BELL	FAIR			
1567			600	BERTHIAUME	Y	1968	40	4				1968	1968		50	2018	BELL	FAIR			
1568			600	BERTHIAUME	Y	1968	40	4				1968	1968		50	2018	BELL	FAIR			
1569			400	SPENCE	Y	1998	40	3				2011	2011		50	2048	BELL	GOOD			
1570			400	SPENCE		1992	40	4		3		1992	1992		50	2042	BELL	GOOD			
1571	2018		400	SPENCE		1982	40	3	Y	3		1982	1982/ PORCELAIN	1982	50	2032	T#	GOOD	Change cutouts	#2	
1572			400	SPENCE		1982	40	4		3		1982	1982		50	2032	BELL	GOOD			
1573	2018		400	SPENCE		1986	40	4		3		1986	1986/ PORCELAIN		50	2036	BELL	GOOD	Bell inspected 2017. Change insulators.	#2	
1574			400	SPENCE		2005	40	3		3		2005	2005		50	2055	BELL	GOOD			
1575			291	SPENCE		2001	40	3	Y	3		2001	2001	2001	50	2051	BELL T#	GOOD			
1576															50	50		POOR	Need data		
1577			291	TUPPER	Y	2001	40	3		3		2001	2001		50	2051		GOOD			
1578			727	TUPPER	Y	1985	30	4			Y				50	2035		GOOD			
1579			727	TUPPER	Y	1985	30	4			Y				50	2035		GOOD			
1580			370	HAMILTON	Y	1980	40	4			Y				50	2030		GOOD			
1581			775	HIGGINSON		1975	40	4		1			1975		50	2023		FAIR			
1582			775	HIGGINSON	Y	1975	40	4		1			1975		50	2023		FAIR			
1583			737	HIGGINSON	Y	2017	40	4	Y	1			2017	2010	50	2065	T#	GOOD			
1584			731	HIGGINSON	Y	1975	40	4		1			1975		50	2023		FAIR			
1585			1201	SPENCE		1980	40	4	Y	3		1980	1980	1980	50	2030		GOOD			
1586			341	TUPPER	Y	1998	40	4	Y			1998	1998	1998	50	2048	T# 898/899/900	GOOD			
1587			69	MAIN	Y	1980	40	4			Y				50	2030		GOOD			
1588															50	50		POOR			
1589															50	50		POOR			
1590			818	EDMOND	Y	1976	40	4		1	Y		1976		50	2022		FAIR			
1591			144	MAIN		2000	40	4	Y	3		2000	2000	2000	50	2050		GOOD			
1592				coin cameron/tessier		2016	45	2		3		2016	2016	2016	50	2066	BELL POLE	GOOD			
No ID			423	DESJARDINS	Y	1989	40	1	Y	1			1989	1989	50	2039	BELL	GOOD	Bell inspected 2017. Change top pin insulator. Pole number is missing.	3/0	
No ID			510	STEVENS	Y	2013	45	3		3		2013	2013	2013	50	2063	Hospital Feed	GOOD	Pole number is missing.	3/0	
No ID				LANSDOWNE and Wellesley			40	4		3				POCELAIN	50	50		POOR	Bell inspected 2017. Change switch. Pole number missing.	336, 3/0 TAKEOFFS	

Asset Condition Index (ACI) Summary

GOOD	940
FAIR	515
POOR	138
FAIL	2

APPENDIX B

TRANSFORMER REGISTER

HYDRO HAWKESBURY DISTRIBUTION TRANSFORMER - ASSET REGISTER

T #	POLE #	Last Inspected	Primary Volt	Secondary Volt	KVA Size	PCB	Manufacturer	Serial #	Default Type	Impedance	Year	EXPECTED LIFE	EXPECTED CHANGE	location	Asset Condition Index (Good/Fair/Poor)	Comments/ Recommendations
CURRENT YEAR	2018															
1	657		72	240	100	<50 PPM	FPCK	101911	POLE	2.5	1970	40	2010	833 Ghislain b/y	POOR	
2	1348		72	240	100	<50 PPM	WEST	533116	POLE	1.6	1965	40	2005	320 Tupper b/y	POOR	
3			72	240	50	<50 PPM	WEST	467885	POLE	1.5	1965	40	2005	SCRAP		
4	509		72	240	50	<50 PPM	WEST	467888	POLE	1.5	1965	40	2005	109 Nelson east	POOR	
5	819		72	208	50	?????	WEST	467901	POLE	1.5	1965	40	2005	480 Main (Caisse Pop)	POOR	
6	453		72	240	50	<50 PPM	WEST	467889	POLE	1.5	1965	40	2005	973 Portelance b/y	POOR	
7	565		72	240	50	non pcb	WEST	167899	POLE	1.5	1965	40	2005	711 Cartier	POOR	
8			72	240	50	<50 PPM	WEST	467881	POLE	1.5	1965	40	2005	Burned		
9	216	2018	72	240	75	<50 PPM	GE	522590	POLE	2.4	1965	40	2005	300 Prospect	POOR	Old GE unit, green color.
13	687		72	240	75	<50 PPM	CGE	634487	POLE	2.2	1967	40	2007	160 Higginson	POOR	
14	168	2018	72	240	50	<50 PPM	CGE	634740	POLE	2.1	1967	40	2007	379 Kichener	POOR	NO visual discrepancy
15	1117		72	240	50	<50 PPM	WEST	467879	POLE	1.5	1965	40	2005	1041 Sinclair	POOR	
16	845		72	240	75	<50 PPM	CGE	381116	POLE	3.3	1964	40	2004	895 Main (the Brick)	POOR	
17	1561		72	240	25	<50 PPM	MOL	224788	POLE	2	1965	40	2005	1001 Spence (Church)	POOR	
19	1561		72	240	25	<50 PPM	MOL	224792	POLE	2	1965	40	2005	1001 Spence (Church)	POOR	
20	1422	2018	72	240	50	<50 PPM	FPCK	333641	POLE	1.7	1970	40	2010	635 Montcalm	POOR	No visual discrepancy
21	322		72	240	50	<50 PPM	FPCK	333642	POLE	1.7	1970	40	2010	220 Main west (b/y)	POOR	
22	261		72	240	100	<50PPM			POLE			40	40	290 MCGILL (b/y)	POOR	
23	715	2018	72	240	75	<50 PPM	CGE	522588	POLE	2.4	1964	40	2004	491 Wolfe	POOR	No visual discrepancy
24	1015		72	240	75	<50 PPM	PORT	207371	POLE	1.6	1972	40	2012	311 Wellesley	POOR	
25	443		72	240	50	<50 PPM	WEST	467891	POLE	1.5	1965	40	2005	758 Taché(b/y)	POOR	
27	71		72	240	50	<50 PPM	WEST	722340	POLE	1.5	1965	40	2005	768 Nelson west (b/y)	POOR	
28	371		72	240	50	<50 PPM	CGE	658136	POLE	2.1	1967	40	2007	577 McGill	POOR	
29	772		72	240	50	<50 PPM	CGE	658146	POLE	2.1	1967	40	2007	292 Main (Carole Rest)	POOR	
30	373	2018	72	240	30	<50 PPM	CGE	658143	POLE	2.1	1967	40	2007	605 McGill	POOR	Old green GE unit, no visual discrepancy
32	31	2018	72	240	25	<50 PPM	WEST	573124	POLE	1.7	1965	40	2005	500 West	POOR	Old green unit. No visual discrepancy
33	1474		72	240	75	<50 PPM	MOL	248658	POLE	1.8	1968	40	2008	435 Lafèche	POOR	
34	512		72	240	50	<50 PPM	FPCK	333636	POLE	1.7	1970	40	2010	160 Nelson east	POOR	
35	489		72	240	50	<50 PPM	FPCK	334054	POLE	2.5	1970	40	2010	430 Emerald	POOR	
36	1556		72	240	50	<50 PPM	FPCK	334051	POLE	1.7	1970	40	2010	463 Cécile (b/y)	POOR	
37	519		72	240	50	<50 PPM	CGE	658442	POLE	2.1	1967	40	2007	395 James	POOR	
38	898		72	240	100	<50 PPM	FPCK	2101908	POLE	2.5	1969	40	2009	882 Main (déjà vue)	POOR	
39	339		72	240	50	<50 PPM	CGE	658184	POLE	2.1	1967	40	2007	225 Main west(condos)	POOR	
40	1379		72	240	50	<50 PPM	FPCK	333635	POLE	1.7	1970	40	2010	502 Christine (B/Y)	POOR	
41	692		72	240	50	<50 PPM	FPCK	333624	POLE	1.7	1970	40	2010	343 James	POOR	
42	737		72	240	50	<50 PPM	CGE	634738	POLE	2.1	1967	40	2007	308 Régent	POOR	
43	781	2018	72	240	75	<50 PPM	CGE	658157	POLE	2.2	1967	40	2007	263 William	POOR	Slight rust
44	746		72	240	10	<50 PPM	WEST	563043	POLE	2	1968	40	2008	Manoir Notre Dame	POOR	
45	746		72	240	10	<50 PPM	WEST	576895	POLE	2.1	1968	40	2008	Manoir Notre Dame	POOR	
46	828		72	208	50	?????	FPCK	333628	POLE	??	1970	40	2010	418 Main E (Tim Horton)	POOR	
48	1292		72	240D	50	<50 PPM	FPCK	333626	POLE	1.7	1970	40	2010	245 Main E(Petit Pain)	POOR	
49	791		72	240	50	<50 PPM	CGE	658134	POLE	2.1	1967	40	2007	368 Hampden	POOR	
51	827		72	240	50	<50 PPM	FPCK	334055	POLE	1.7	1970	40	2010	St-Alphonse church	POOR	
52	588		72	240	50	<50 PPM	FPCK	333640	POLE	1.7	1970	40	2010	761 Edmond (b/y)	POOR	
53	1466		72	240	50	<50 PPM	CGE	658459	POLE	2.1	1967	40	2007	614 Lafèche	POOR	
54	1469		72	240	50	<50 PPM	CGE	634726	POLE	2.1	1967	40	2007	542 Lafèche	POOR	
55	1292		72	240D	50	<50 PPM	FPCK	333646	POLE	1.7	1970	40	2010	245 Main E(Petit Pain)	POOR	

HYDRO HAWKESBURY DISTRIBUTION TRANSFORMER - ASSET REGISTER

T #	POLE #	Last Inspected	Primary Volt	Secondary Volt	KVA Size	PCB	Manufacturer	Serial #	Default Type	Impedance	Year	EXPECTED LIFE	EXPECTED CHANGE	location	Asset Condition Index (Good/Fair/Poor)	Comments/ Recommendations
57			72	600	10	<50 PPM	WEST	542974	POLE	2	1968	40	2008	Not In stock	POOR	
59	1274		72	600	10	<50 PPM	WEST	538804	POLE	2	1968	40	2008	270 cameron RMS	POOR	
60	629		72	240	100	<50 PPM	FPCK	2101910	POLE	2.5	1969	40	2009	741 Spence (b/y)	POOR	
61			72	600	10	<50 PPM	WEST	420169	POLE	1.8	1968	40	2008	Not In stock	POOR	
62			72	600	10	<50 PPM	WEST	422823	POLE	1.8	1968	40	2008	Not In stock	POOR	
63			72	600	10	<50 PPM	WEST	420171	POLE	1.8	1968	40	2008	Not In stock	POOR	
64			72	240	167	<50 PPM	CGE	1083720	POLE	2.2	1977	40	2017	STOCK	POOR	
65	1513		72	240	100	<50 PPM	CGE	522581	POLE	2.5	1964	40	2004	134 Main E (b/y)	POOR	
66	234	2018	72	240	100	<50 PPM	CGE	522582	POLE	2.5	1964	40	2004	223 Genevieve	POOR	Transformer is rusting, terminations are rusting. Insulator mounting supports are rusting and may be losing strength.
67	1210		72	600	25	<50 PPM	CGE	600596	POLE	1.8	1967	40	2007	1010 Spence	POOR	
68	1210		72	600	25	<50 PPM	CGE	600595	POLE	1.8	1967	40	2007	1010 Spence	POOR	
69	1210		72	600	25	<50 PPM	CGE	600594	POLE	1.8	1967	40	2007	1010 Spence	POOR	
70												40	40	NOT IN STOCK		
71			72	240	100	Non pcb	CAMT	533114	POLE	2.7	2004	40	2044	231 Main E (Malaket)	GOOD	
72	1297		72	240	75	<50 PPM	CGE	522584	POLE	2.4	1964	40	2004	140 Atlantic	POOR	
73	805		72	240	75	<50 PPM	CGE	5658156	POLE	2.2	1967	40	2007	754 Main E	POOR	
74	1110		72	600	37	Non pcb	WEST	747408	POLE	1.5	1968	40	2008	1444 Aberdeen	POOR	
75	801		72	240	75	<50 PPM	CGE	522583	POLE	2.4	1964	40	2004	213 Hamilton	POOR	
76	1110		72	600	37	Non pcb	WEST	747406	POLE	1.5	1968	40	2008	1444 Aberdeen	POOR	
77	1110		72	600	37	Non pcb	CAMT	02c1867401	POLE	2.3	2002	40	2042	1444 Aberdeen	GOOD	
78			72	208	50	<50 PPM	MOL	49015	POLE	1.7		40	40	scrap burnt 2006/07		
80	1561		72	240	25	<50 PPM	WEST	572634	POLE	1.7	1968	40	2008	1001 Spence (Church)	POOR	
81	1528		72	240	50	Non pcb		CP1755002053	POLE	1.5	2016	40	2056	481 THERIAULT	GOOD	Pole number may be wrong, verify if the correct pole number is 1520
81	1528		72	240	50	Non pcb	WEST	467883	POLE	1.5	1965	40	2005	BURNT		
82	1076		72	240	50	<50 PPM	CGE	634737	POLE	2.1	1967	40	2007	Aberdeen/Tupper(lights)	POOR	
83	890		72	240	25	<50 PPM	WEST	572633	POLE	1.7	1968	40	2008	1680 Main E	POOR	
84			72	240	167	<50 PPM	WEST	655806	POLE	1.8	1972	40	2012	STOCK	POOR	
85	391		72	240	50	<50 PPM	CGE	658182	POLE	2.6	1967	40	2007	910 McGill	POOR	
86	1462		72	240	25	<50 PPM	WEST	572638	POLE	1.7	1968	40	2008	686 Lafèche	POOR	
87	227		72	240	50	<50 PPM	CGE	658145	POLE	2.1	1967	40	2007	407 NELSON W	POOR	
88	1373		72	240	50	<50 PPM	CGE	658141	POLE	2.1	1967	40	2007	415 Christine (b/y)	POOR	
89	733		72	240	75	<50 PPM	CGE		POLE		1967	40	2007	Bogue Photo (b/y)	POOR	
90	1373		72	240	50	<50 PPM	CGE	658142	POLE	2.1	1967	40	2007	455 Christine (b/y)	POOR	
91	500		72	240	50	<50 PPM	FPCK	334050	POLE	1.7	1970	40	2010	451 Stanley	POOR	
92	1305		72	240	25	<50 PPM	WEST	573125	POLE	1.7	1968	40	2008	1023 Cameron (b/y)	POOR	
93	1005		72	240	50	<50 PPM	CGE	658453	POLE	2.1	1967	40	2007	425 Dufferin	POOR	
94	1029		72	240	50	<50 PPM	CGE	634620	POLE	2.1	1967	40	2007	279 Chamberlain	POOR	
95	384		72	208	75	<50 PPM	MOL	272949	POLE	1.5	1975	40	2015	827 McGill (KFC)	POOR	
96	1010		72	240	50	<50 PPM	CGE	634622	POLE	2.1	1967	40	2007	527 DUFFERIN	POOR	
97	42		72	240	50	<50 PPM	WEST	694388	POLE	1.5	1972	40	2012	259 West	POOR	
98	1025	2018	72	240	50	<50 PPM	CGE	658441	POLE	2.1	1967	40	2007	503 Wellesley	POOR	No visual discrepancy
99	732		72	240	50	<50 PPM	CGE	634612	POLE	2.1	1967	40	2007	293 Régent (Lacroix s/s)	POOR	
100	1265		72	240	50	<50 PPM	CGE	634610	POLE	2.1	1967	40	2007	1588 Aberdeen (déf.)	POOR	
101			72	600	75	<50 PPM	CGE	687108	POLE	2.1	1969	40	2009	TO IDENTIFY	POOR	
102	947		72	600	75	<50 PPM	CGE	687109	POLE	2.1	1969	40	2009	Bertha (Jiffy Mufflers)	POOR	
103			72	600	75	<50 PPM	CGE	687100	POLE	2.1	1969	40	2009	UNKNOWN	POOR	
104			72	208	167	<50 PPM	WEST	lc12588	POLE	2.4	1984	40	2024	400 Spence (A/P)	FAIR	
105	823		72	240	50	<50 PPM	FPCK	101898	POLE	2.2	1970	40	2010	121 John,Wilson Gas Bar	POOR	
106	994		72	240	50	<50 PPM	CGE	634742	POLE	2.1	1967	40	2007	535 Abbott (b/y)	POOR	
107	1042		72	240	50	<50 PPM	FPCK	2101896	POLE	2.2		40	40	545 Chamberlain	POOR	
108	297		72	240	25	<50 PPM	MOL	293211	POLE	1.7	1977	40	2017	C.I.P. Collector	POOR	
109	293		72	240	25	<50 PPM	MOL	293216	POLE	1.7	1977	40	2017	C.I.P. Collector	POOR	
110	1503		72	240	25	<50 PPM	MOL	293222	POLE	1.7	1977	40	2017	SCRAPPED ON AUG 2016		
111	851		72	240	100	<50 PPM	WEST	533113	POLE	2.1	1968	40	2008	980 Main E	POOR	
112	793		72	240	50	<50 PPM	CGE	658440	POLE	2.1	1967	40	2007	274 Hampden	POOR	
113			72	600	75	<50PPM	CGE	1089882	POLE	2	1977	40	2017	TO IDENTIFY	POOR	
114	1496		72	240	167	<50 PPM	WEST	lg31086	POLE	1.8	1984	40	2024	211 Main E (B/Y)	FAIR	
116												40	40			
118	1516		72	240	50	<50 PPM	CGE	658457	POLE	2.1	1967	40	2007	647 Thériault (b/y)	POOR	

HYDRO HAWKESBURY DISTRIBUTION TRANSFORMER - ASSET REGISTER

T #	POLE #	Last Inspected	Primary Volt	Secondary Volt	KVA Size	PCB	Manufacturer	Serial #	Default Type	Impedance	Year	EXPECTED LIFE	EXPECTED CHANGE	location	Asset Condition Index (Good/Fair/Poor)	Comments/ Recommendations
119	776	2018?	72	208	75	<50 PPM	MOL	272943	POLE	1.5	1974	40	2014	355 Régent (Giant Tiger)		Not in use, may be removed.
120	927		72	240	50	<50 PPM	CGE	658446	POLE	2.1	1967	40	2007	458 Catherine	POOR	
121	245		72	240	50	<50 PPM	CGE	520414	POLE	2.2	1964	40	2004	372 GENEVIEVE	POOR	
122	927		72	240	50	<50 PPM	FPCK	333639	POLE	1.7	1970	40	2010	583 Cartier	POOR	Double check Transformer number duplicates with unit on Pole1430
123	492		72	240	50	<50 PPM	CGE	658399	POLE	2.1	1967	40	2007	502 Emerald	POOR	
124	537		72	208	50	<50 PPM	FPCK	333643	POLE	1.7	1970	40	2010	920 Cartier (b/y)	POOR	
125	828		72	208	50	<50 PPM	FPCK	333645	POLE	1.7	1970	40	2010	418 Main E (Tim Horton)	POOR	
126	556		72	240	167	<50 PPM	WEST	655802	POLE	1.8	1970	40	2010	895 Cartier (b/y)	POOR	
130			72	240	10	<50 PPM	FPCK	333858	POLE	2.3	1970	40	2010	Not In stock	POOR	
131	1270		72	240	10	<50 PPM	FPCK	333623	POLE	2.3	1970	40	2010	896 Cécile (Matrix)	POOR	
132	999		72	240	75	<50 PPM	CGE	522587	POLE	2.4	1964	40	2004	303 Dufferin	POOR	
134	437		72	240	50	<50 PPM	FPCK	334053	POLE	1.7	1970	40	2010	658 Portelance (b/y)	POOR	
135	819		72	208	50	<50 PPM	WEST	467887	POLE	1.5	1965	40	2005	480 Main (Caisse Pop)	POOR	
136			72	240	50	<50 PPM	WEST	467878	POLE	1.5	1965	40	2005	Not In stock	POOR	
137	485		72	240	50	<50 PPM	FPCK	334052	POLE	1.7	1970	40	2010	418 Gordon	POOR	
138	974		72	240	75	<50 PPM	CGE	658364	POLE	2.2	1967	40	2007	424 Mary	POOR	
139	483		72	240	50	<50 PPM	FPCK	326405	POLE	1.7	1970	40	2010	470 Gordon	POOR	
141			72	600	25	<50 PPM	WEST	747543	POLE	1.6	1972	40	2012	Not In stock	POOR	
142			72	600	25	<50 PPM	WEST	790580	POLE	1.6	1972	40	2012	Not In stock	POOR	
143			72	600	25	<50 PPM	WEST	790585	POLE	1.6	1972	40	2012	Not In stock	POOR	
144	1507		72	208	50	<50 PPM	CGE	520415	POLE	2.2	1964	40	2004	68 Main E (Jean Coutu)	POOR	
145	1507		72	208	50	<50 PPM	CGE	520417	POLE	2.2	1964	40	2004	68 Main E (Jean Coutu)	POOR	
146	1507		72	208	50	<50 PPM	CGE	520413	POLE	2.2	1964	40	2004	68 Main E (Jean Coutu)	POOR	
147	1137		72	240	25	<50 PPM	WEST	574933	POLE	1.7	1968	40	2008	765 Cameron (store ext.)	POOR	
148	956		72	240	75	<50 PPM	CGE	522586	POLE	1.8	1964	40	2004	274 Champlain	POOR	
150	1017		72	240	50	<50 PPM	FPCK	2101902	POLE	2.2	1969	40	2009	354 Wellesley	POOR	
151	1039		72	240	50	<50 PPM	FPCK	2101993	POLE	2.2	1969	40	2009	467 Chamberlain	POOR	
154	944		72	240	50	<50 PPM	CGE	658403	POLE	2.1	1967	40	2007	347 Bertha	POOR	
156	321		72	240	10	<50 PPM	CGE	621964	POLE	2.2	1967	40	2007	212 MAIN W (Marchildon)	POOR	
157	1500		72	240	10	<50 PPM	CGE	621963	POLE	2.2	1967	40	2007	161 Main E	POOR	
158	1435		72	240	25	<50 PPM	WEST	572635	POLE	1.7	1968	40	2008	451 Cartier (OPP)	POOR	
160	1138		72	600	167	Non pcb	WEST	961715	POLE	2.1	Private	40	#VALUE!	765 Cameron (Ackland)		
161	1138		72	600	167	Non pcb	WEST	961712	POLE	2.1	Private	40	#VALUE!	765 Cameron (Ackland)		
162			72	208	100	<50 PPM	WEST	533123	POLE	2.1	Private	40	#VALUE!	500 Main E (Paul VI)		
163			72	208	100	<50 PPM	WEST	533125	POLE	2.1	Private	40	#VALUE!	500 Main E (Paul VI)		
164			72	208	100	<50 PPM	WEST	533111	POLE	2.1	Private	40	#VALUE!	500 Main E (Paul VI)		
165	1479		72	240	75	<50 PPM	CGE	658359	POLE	2.2	1967	40	2007	164 Richer	POOR	
166	175		72	240	50	<50 PPM	WEST	467894	POLE	1.5	1965	40	2005	532 Thorne (b/y)	POOR	
167	1525	2018	72	240	50	<50 PPM	FPCK	2101899	POLE	2.2	1969	40	2009	511 Thériault (b/y)	POOR	no visual discrepancy
168	776	2018?	72	240	50	<50 PPM	CGE	520420	POLE	2.2	1964	40	2004	334 Main (b/y)		Not in use, may be removed.
169	505		72	240	167	<50 PPM	WEST	1083719	POLE	2.2	1978	40	2018	505 Parisien (b/y)	FAIR	
170	630		72	240	50	<50 PPM	WEST	467900	POLE	1.5	1965	40	2005	751 Spence (b/y)	POOR	
171	326		72	240	50	<50 PPM	WEST	467890	POLE	1.5	1965	40	2005	188 Main W	POOR	
172	73		72	240	75	<50 PPM	CGE	635281	POLE	2.2	1967	40	2007	751Réjane (b/y)	POOR	
173			72	240	50	<50 PPM	CGE	634619	POLE	2.1	1967	40	2007	UNKNOWN	POOR	
174			72	208	100	<50 PPM	GE	686880	POLE	2.5	Private	40	#VALUE!	231 Main E (Malaket)		
176			72	208	100	<50 PPM	GE	698536	POLE	2.5	Private	40	#VALUE!	231 Main E (Malaket)		
178	1274		72	600	10	<50 PPM	WEST	542976	POLE	2	1968	40	2008	770 Cameron (RMS)	POOR	
179			72	600	75	<50 PPM	jen	6551	POLE	1.65	1965	40	2005	STOCK	POOR	
182	230	2018	72	240	50	<50 PPM	WEST	467898	POLE	1.5	1965	40	2005	362 Kipling	POOR	Building up slight rust.
183	1538		72	240	50	<50 PPM	CGE	634628	POLE	2.1	1967	40	2007	586 Theriault (b/y)	POOR	
184	41	2018	72	240	50	<50 PPM	WEST	467893	POLE	1.5	1965	40	2005	275 West	POOR	Transformer appears to be in good shape
185	285		72	240	10	<50 PPM	MOL	226767	POLE	2.1	1965	40	2005	670 Main W (dog pound)	POOR	
186	1276		72	240	10	<50 PPM	MOL	226765	POLE	2.1	1965	40	2005	sub 44kv light	POOR	
187	1563		72	240	10	<50 PPM	MOL	226766	POLE	2.1	1965	40	2005	UNKNOWN	POOR	
189	1291		72	240	167	<50 PPM	WEST	lg31089	POLE	1.8	1984	40	2024	162 Race	FAIR	
190	636		72	240	167	<50 PPM	WEST	LG31090	POLE	1.8	1984	40	2024	451 Spence (b/y)	FAIR	
191			72	208	50	<50 PPM	FPCK	333630	POLE	1.7	1970	40	2010	Berthiaume (street lights)	POOR	
192	835		72	208	50	<50 PPM	FPCK	333634	POLE	1.7	1970	40	2010	840 Main E	POOR	
193	839		72	208	50	<50 PPM	FPCK	333632	POLE	1.7	1970	40	2010	855 Main E.	POOR	
194	1548		72	240	50	<50 PPM	FPCK	2101994	POLE	2.2	1970	40	2010	600 Lafèche (b/y)	POOR	
195	1046	2018	72	240	100	<50 PPM	WEST	687678	POLE	1.7	1969	40	2009	315 Gladstone	POOR	rust build up at bottom
196	846		72	240	100	<50 PPM	CAMT	KC-83114110	POLE	1.7	1986	40	2026	922 Main E	FAIR	

HYDRO HAWKESBURY DISTRIBUTION TRANSFORMER - ASSET REGISTER

T #	POLE #	Last Inspected	Primary Volt	Secondary Volt	KVA Size	PCB	Manufacturer	Serial #	Default Type	Impedance	Year	EXPECTED LIFE	EXPECTED CHANGE	location	Asset Condition Index (Good/Fair/Poor)	Comments/ Recommendations
197			72	600	100	<50 PPM	WEST	462928	POLE	2.2	1964	40	2004	MASTER FLO	POOR	
198			72	600	100	<50 PPM	WEST	462930	POLE	2.2	1964	40	2004	TO IDENTIFY	POOR	
199			72	600	100	<50 PPM	WEST	462927	POLE	2.2	1964	40	2004	STOCK	POOR	
200	141		72	240	75	<50 PPM	CGE	658361	POLE	2.2	1967	40	2007	226 Salisbury	POOR	
201	1034		72	240	10	<50 PPM	WEST	576891	POLE	2.1	1968	40	2008	OLYMPIA BOWL	POOR	
202	1482		72	240	75	<50 PPM	CGE	522585	POLE	2.4	1964	40	2004	165 Atlantic (b/y)	POOR	
203	1158		72	240	25	<50 PPM	WEST	573126	POLE	1.7	1968	40	2008	1200 Cameron	POOR	
204	819		72	208	50	<50 PPM	WEST	467884	POLE	1.5	1964	40	2004	480 Main (Caisse Pop)	POOR	
205			72	240	10	<50 PPM	CGE	648909	POLE	2.2	1967	40	2007	STOCK	POOR	
206			72	240	10	<50 PPM	CGE	648992	POLE	2.2	1967	40	2007	Not In stock	POOR	
207	1311		72	240	10	<50 PPM	CGE	648908	POLE	2.2	1967	40	2007	Tessier (street lights)	POOR	
208	907		72	240	50	<50 PPM	CGE	658404	POLE	2.1	1967	40	2007	276 Laurier	POOR	
209	1478		72	240	50	<50 PPM	CGE	634736	POLE	2.1	1967	40	2007	405 Main E (b/y)	POOR	
210	455		72	240	50	<50 PPM	CGE	634733	POLE	2.1	1967	40	2007	943 Portelance (b/y)	POOR	
211	885		72	240	50	<50 PPM	CGE	658454	POLE	2.1	1967	40	2007	1550 Main E. Bigras car wash	POOR	
212	406		72	240	50	<50 PPM	CGE	658451	POLE	2.1	1967	40	2007	1075 McGill (animal hosp)	POOR	
214	160	2018	72	240	50	<50 PPM	CGE	658447	POLE	2.1	1967	40	2007	260 Kitchener	POOR	No visual discrepancy
217	798		72	240	50	<50 PPM	CGE	634618	POLE	2.1	1967	40	2007	293 Hamilton	POOR	
218	384		72	208	75	<50 PPM	MOL	272947	POLE	1.5	1967	40	2007	827 McGill (KFC)	POOR	
219	497		72	240	50	<50 PPM	CGE	634630	POLE	2.1	1967	40	2007	511 Stanley	POOR	
220	144		72	240	50	<50 PPM	CGE	634624	POLE	2.1	1967	40	2007	302 Salisbury	POOR	
221	279		72	240	50	<50 PPM	FPCK	33647	POLE	1.7	1970	40	2010	700 Main W (Hotte auto)	POOR	
222	534		72	240	50	<50 PPM	FPCK	333648	POLE	1.7	1967	40	2007	384 cecile (b/y)	POOR	
223			72	240	50	<50 PPM	CGE	634623	POLE	2.1	1967	40	2007	44 Nelson E	POOR	
225	948		72	240	50	<50 PPM	CGE	634731	POLE	2.1	1967	40	2007	425 Bertha	POOR	
226	992		72	240	50	<50 PPM	CGE	634632	POLE	2.1	1967	40	2007	489 Abbott	POOR	
227			72	240	100	<50 PPM	WEST	687679	POLE	1.7	1968	40	2008	TO IDENTIFY	POOR	
228	1407		72	240	50	<50 PPM	CGE	634626	POLE	2.1	1967	40	2007	826 Edmond (b/y)	POOR	
229	162		72	240	50	<50 PPM	CGE	634617	POLE	2.1	1967	40	2007	282 Kitchener	POOR	
230	1125		72	240	50	<50 PPM	CGE	520419	POLE	2.2	1967	40	2007	394 Cameron	POOR	
231	237		72	240	100	<50 PPM	CGE	522578	POLE	2.5	1967	40	2007	299 Genevieve	POOR	
232	110		72	240	50	<50 PPM	CGE	634735	POLE	2.1	1967	40	2007	692 OMER (B/Y)	POOR	
233	1124		72	600	10	<50 PPM	FPCK	102204	POLE	2.3	1967	40	2007	The Beer Store	POOR	
234	1124		72	600	10	<50 PPM	FPCK	102203	POLE	2.3	1967	40	2007	The Beer Store	POOR	
235	1124		72	600	10	<50 PPM	FPCK	102202	POLE	2.3	1967	40	2007	The Beer Store	POOR	
236	1033	2018	72	240	50	<50 PPM	CGE	634614	POLE	2.1	1967	40	2007	367 Chamberlain	POOR	No visual discrepancy
237	710		72	240	50	<50 PPM	FPCK	333638	POLE	1.7	1970	40	2010	415 Higginson	POOR	
239	1543		72	240	50	<50 PPM	CGE	658402	POLE	2.1	1967	40	2007	747 Cecile (b/y)	POOR	
240	486		72	240	50	<50 PPM	CGE	634739	POLE	2.1	1967	40	2007	386 Gordon	POOR	
242			72	600	75	?????	WEST	888228	POLE	??	1968	40	2008	210 Main E (Work World)	POOR	
243	672		72	240	75	<50 PPM	PORT	207375	POLE	1.6	1972	40	2012	435 Ghislain (b/y)	POOR	
244	590		72	240	50	<50 PPM	FPCK	333629	POLE	1.7	1970	40	2010	767 Edmond (b/y)	POOR	
245	340		72	600	5	<50 PPM	WEST	507730	POLE	1.7	1964	40	2004	225 Main west(condos)	POOR	
246	340		72	600	5	<50 PPM	WEST	507726	POLE	1.7	1964	40	2004	225 Main west(condos)	POOR	
247	340		72	600	5	<50 PPM	WEST	507727	POLE	1.7	1964	40	2004	225 Main west(condos)	POOR	
249			72	600	75	?????	WEST	888231	POLE	??	1968	40	2008	210 Main E (Work World)	POOR	
250			72	600	75	?????	WEST	888234	POLE	??	1968	40	2008	210 Main E (Work World)	POOR	
251	703		72	240	150	<50 PPM	CGE	696746	POLE	2.2	1964	40	2004	312 Stanley	POOR	
252	1049		72	240	50	<50 PPM	FPCK	2101900	POLE	2.2	1967	40	2007	379 Gladstone	POOR	
253	463	2018	72	240	50	<50 PPM	CGE	634625	POLE	2.1	1967	40	2007	755 Portelance (b/y)	POOR	
254	1122		72	240	50	<50 PPM	CGE	634627	POLE	2.1	1967	40	2007	374 Cameron	POOR	
255	554		72	240	167	<50 PPM	WEST	655805	POLE	1.8	1967	40	2007	925 Cartier (b/y)	POOR	
256	1037		72	240	50	<50 PPM	CGE	634613	POLE	2.1	1967	40	2007	427 Chamberlain	POOR	
257	158		72	600	10	<50 PPM	MOL	228406	POLE	3	1965	40	2005	226 Kitchener (car wash)	POOR	
258	158		72	600	10	<50 PPM	MOL	228405	POLE	3	1965	40	2005	226 Kitchener (car wash)	POOR	
259			72	600	10	<50 PPM	MOL	228407	POLE	3	1965	40	2005	STOCK	POOR	
260	178		72	240	50	<50 PPM	CGE	634615	POLE	2.1	1967	40	2007	600 Thorne (b/y)	POOR	
261	211	2018	72	240	50	<50 PPM	WEST	470869	POLE	1.5	1965	40	2005	384 Prospect	POOR	no visual discrepancy
264	1274		72	600	10	<50 PPM	WEST	542964	POLE	2	1968	40	2008	770 Cameron (RMS)	POOR	
265	794		72	240	100	<50 PPM	FPCK	2101914	POLE	2.5	1967	40	2007	345 Hamilton	POOR	Verify pole number may be incorrect
268	986		72	240	50	<50 PPM	CGE	634616	POLE	2.1	1967	40	2007	344 Abbott	POOR	
269	1229		72	240	25	<50 PPM	WEST	572631	POLE	1.7	1969	40	2009	AT&T TOWER (Spence)	POOR	
270			72	2400	150	?????	CGE	674244	POLE	??		40	40	In stock - scrap-		
271			72	2400	150	?????	CGE	674245	POLE	??		40	40	In stock - scrap -		

HYDRO HAWKESBURY DISTRIBUTION TRANSFORMER - ASSET REGISTER

T #	POLE #	Last Inspected	Primary Volt	Secondary Volt	KVA Size	PCB	Manufacturer	Serial #	Default Type	Impedance	Year	EXPECTED LIFE	EXPECTED CHANGE	location	Asset Condition Index (Good/Fair/Poor)	Comments/ Recommendations
272			72	2400	150	?????	CGE	674246	POLE	??		40	40	In stock - scrap -		
273	1143		72	600	167	<50 PPM	WEST	LB25941	POLE	2.1	Private	40	#VALUE!	843 Cameron (Zenith Plastic)		
274	1143		72	600	167	<50 PPM	WEST	LB25940	POLE	2.1	Private	40	#VALUE!	843 Cameron (Zenith Plastic)		
275	1143		72	600	167	<50 PPM	WEST	LB25942	POLE	2.1	Private	40	#VALUE!	843 Cameron (Zenith Plastic)		
276												40	40			
277	1034		72	240D	10	<50 PPM	FPCK	2102207	POLE	2.3	1967	40	2007	Lansdowne (Bowling)	POOR	
278												40	40			
279	667		72	240	75	<50 PPM	PORT	207372	POLE	1.6	1972	40	2012	533 Ghislain (b/y)	POOR	
280			72	240	50	<50 PPM	FPCK	2101901	POLE	2.2	1967	40	2007	583 Thériault (b/y)	POOR	
281	988	2018	72	240	50	<50 PPM	CGE	658183	POLE	2.1	1967	40	2007	1243 Lansdowne	POOR	No visual discrepancy
282	537		72	240	50	<50 PPM	CGE	658135	POLE	2.1	1967	40	2007	920 Cartier (b/y)	POOR	
285	768		72	600	25	?????	WEST	664687	POLE	??	1971	40	2011	Post Office	POOR	
286	768		72	600	25	?????	WEST	664683	POLE	??	1971	40	2011	Post Office	POOR	
287	768		72	600	25	?????	WEST	664690	POLE	??	1971	40	2011	Post Office	POOR	
288	770		72	240	50	?????	FPCK	33633	POLE	1.7	1971	40	2011	Post Office	POOR	
289	1104		72	240	50	<50 PPM	FPCK	33627	POLE	1.7	1971	40	2011	645 HIGGINSON	POOR	
290	947		72	600	75	<50 PPM	CGE	554221	POLE	2.1	1964	40	2004	425 Bertha (Jiffy Mufflers)	POOR	
291	1296		72	600	75	<50 PPM	CGE	554223	POLE	2.1	1964	40	2004	Atlantic (Le Carillon)	POOR	
292	947		72	600	75	<50 PPM	CGE	554222	POLE	2.1	1964	40	2004	425 Bertha (Jiffy Mufflers)	POOR	
293	895		72	240	50	<50 PPM	FPCK	333631	POLE	1.7	1971	40	2011	838 Sinclair	POOR	
294			72	600	10	<50 PPM	WEST	538808	POLE	2	1968	40	2008	Not In stock	POOR	
295			72	600	10	<50 PPM	WEST	530390	POLE	2	1968	40	2008	Not In stock	POOR	
296	1424		72	240	50	<50 PPM	CGE	658401	POLE	2.1	1967	40	2007	605 Montcalm	POOR	
297	1093		72	240	50	<50 PPM	FPCK	5101995	POLE	2.2	1971	40	2011	926 Lansdowne	POOR	
298	1306		72	240	25	<50 PPM	WEST	572636	POLE	1.7	1968	40	2008	999 Cameron (Gauthier)	POOR	
300	621		72	240	100	<50 PPM	CGE	522580	POLE	2.5	1964	40	2004	611 Spence (b/y)	POOR	
301	334		72	240	50	<50 PPM	GE	658460	POLE	2.1	1967	40	2007	55 Main W (Goodies)	POOR	
302	1292		72	240D	50	<50 PPM	FPCK	333625	POLE	1.7	1971	40	2011	245 Main E(Petit Pain)	POOR	
303	332		72	208	15	<50 PPM	FPCK	339095	POLE	2.3	1971	40	2011	76 Main W (Dairy Queen)	POOR	
304	332		72	208	15	<50 PPM	FPCK	339094	POLE	2.3	1971	40	2011	76 Main W (Dairy Queen)	POOR	
305	332		72	208	15	<50 PPM	FPCK	339093	POLE	2.3	1971	40	2011	76 Main W (Dairy Queen)	POOR	
306	505		72	208	25	?????	FPCK	341082	POLE	1.9	1975	40	2015	333 McGill (b/y)	POOR	
307	505		72	208	25	?????	FPCK	341081	POLE	1.9	1975	40	2015	333 McGill (b/y)	POOR	
308	505		72	208	25	?????	FPCK	341083	POLE	1.9	1975	40	2015	333 McGill (b/y)	POOR	
309	996		72	240	100	<50 PPM	PORT	209543	POLE	1.8	1972	40	2012	545 Mary (b/y)	POOR	
310	996		72	240	100	<50 PPM	PORT	209542	POLE	1.8	1972	40	2012	544 Abbott (b/y)	POOR	
311	884		72	208	10	<50 PPM	MOL	263630	POLE	2	1972	40	2012	1536 Main E (Crevier)	POOR	
312	884		72	208	10	<50 PPM	MOL	263627	POLE	2	1972	40	2012	1536 Main E (Crevier)	POOR	
313	884		72	208	10	<50 PPM	MOL	263622	POLE	2	1972	40	2012	1536 Main E (Crevier)	POOR	
314	821		72	208	50	<50 PPM	MOL	261893	POLE	1.6	1972	40	2012	189 John (Harley D.)	POOR	
315	821		72	208	50	<50 PPM	MOL	261891	POLE	1.6	1995	40	2035	189 John (Harley D.)	GOOD	
316	828		72	208	50	Non pcb	CAMT	KC95C14113	POLE	1.6	1995	40	2035	418 Main E (Tim Horton)	GOOD	
317	432	2018	72	240	50	<50 PPM	MOL	257377	POLE	1.6	1972	40	2012	677 James (b/y)	POOR	Case showing some decoloration.
318	428		72	240	50	<50 PPM	MOL	257379	POLE	1.6	1972	40	2012	757 James (b/y)	POOR	
319	424		72	240	50	<50 PPM	MOL	257376	POLE	1.6	1972	40	2012	815 James (b/y)	POOR	
320	409		72	240	50	<50 PPM	MOL	261894	POLE	1.6	1972	40	2012	832 James (b/y)	POOR	
321	537		72	240	50	<50 PPM	MOL	254568	POLE	1.6	1972	40	2012	920 Cartier (b/y)	POOR	
322	659		72	240	50	<50 PPM	MOL	264560	POLE	1.6	1972	40	2012	789 Ghislain (b/y)	POOR	
323	638		72	240	50	<50 PPM	MOL	261888	POLE	1.6	1972	40	2012	975 Ghislain (b/y)	POOR	
324	1583		72	240	50	<50 PPM	MOL	261889	POLE	1.6	1972	40	2012	737 Higginson (b/y)	POOR	
325	663		72	240	50	<50 PPM	WEST	738565	POLE	1.5	1972	40	2012	867 Séguin (b/y)	POOR	
328			72	600	15	Non pcb	FPCK	226289	POLE	2.4	1977	40	2017	STOCK	POOR	
329			72	600	15	Non pcb	FPCK	224972	POLE	2.4	1977	40	2017	STOCK	POOR	
330			72	600	15	Non pcb	FPCK	226288	POLE	2.4	1977	40	2017	STOCK	POOR	
331			72	347	10	Non pcb	CAMT	KC 94C11208	POLE	3.3	1994	40	2034	STOCK	GOOD	
332			72	347	10	Non pcb	CAMT	KC 94C11209	POLE	3.1	1994	40	2034	STOCK	GOOD	
333			72	347	10	Non pcb	CAMT	KC 94C11210	POLE	3.1	1994	40	2034	STOCK	GOOD	
334												40	40			
335	1394		72	240	100	<50 PPM	CGE	522576	POLE	2.5	1964	40	2004	897 Séguin (b/y)	POOR	
336	221		72	600	75	<50 PPM	WEST	793818	POLE	1.5	1972	40	2012	226 KIPPLING (Studio)	POOR	
337	221		72	600	75	Non pcb	CAMT	KC 92D14101	POLE	2.1	1992	40	2032	226 KIPPLING (Studio)	GOOD	
338	221		72	600	75	<50 PPM	WEST	793816	POLE	1.5	1972	40	2012	226 KIPPLING (Studio)	POOR	

HYDRO HAWKESBURY DISTRIBUTION TRANSFORMER - ASSET REGISTER

T #	POLE #	Last Inspected	Primary Volt	Secondary Volt	KVA Size	PCB	Manufacturer	Serial #	Default Type	Impedance	Year	EXPECTED LIFE	EXPECTED CHANGE	location	Asset Condition Index (Good/Fair/Poor)	Comments/ Recommendations
339	411		72	600	10	<50 PPM	FPCK	347481	POLE	2.2		40	40	James (Pump House)	POOR	
340	411		72	600	10	<50 PPM	FPCK	347480	POLE	2.2		40	40	James (Pump House)	POOR	
341			44000	347	2500	200 PPM	WEST	A315-0658	pad	5.9	Private	40	#VALUE!	1400 Aberdeen(Colorama)		
342			12470	347	1000	?????	C.A. Pars.	170658	pad	5	Private	40	#VALUE!	923 Cameron (Texturon)		
343			12470	347	1000	?????	C.A. Pars.	170648	pad	5	Private	40	#VALUE!	1270 Aberdeen (Dart)		
345			12470	347	1000	?????	WODEN	1048651	pad	4.8	Private	40	#VALUE!	1250 Tessier/ST.Lawrence		
347	977		72	240	100	<50 PPM	GE	586800	POLE	2.5	1964	40	2004	372 Mary	POOR	
349	539		72	240	100	<50 PPM	WEST	S-827127	POLE	1.7	1973	40	2013	930 Cartier (b/y)	POOR	
350	541		72	240	100	<50 PPM	WEST	S-827123	POLE	1.7	1973	40	2013	960 Cartier (b/y)	POOR	
351	542		72	240	100	<50 PPM	WEST	S-827124	POLE	1.7	1973	40	2013	990 Cartier (b/y)	POOR	
352	603		72	240	75	<50 PPM	PORT	207373	POLE	1.6	1972	40	2012	847 Edmond (b/y)	POOR	
353			72	600	167	?????	WEST	873386	POLE	1.6	1974	40	2014	400 Spence (Hawk. Mall)	POOR	
354			72	600	167	?????	WEST	873382	POLE	1.6	1974	40	2014	400 Spence (Hawk. Mall)	POOR	
355			72	600	167	?????	WEST	873380	POLE	1.6	1974	40	2014	400 Spence (Hawk. Mall)	POOR	
359			72	600	100	<50 PPM	WEST	888220	POLE	1.5	1974	40	2014	STOCK	POOR	
360			72	600	100	Non pcb	CAMT	93G22124R	POLE	1.8	1993	40	2033	Not In stock	GOOD	
361			72	600	100	<50 PPM	WEST	888223	POLE	1.5	1974	40	2014	STOCK	POOR	
362	451		72	240	50	<50 PPM	CGE	914802	POLE	2.1	1975	40	2015	778 Portelance (b/y)	POOR	
363	342		72	600	50	<50 PPM	CGE	325824	POLE	1.9	1964	40	2004	155 Main W (Cleaner)	POOR	
364	342		72	600	50	Non pcb	CAMT	02K0036W01	POLE	2.6	2002	40	2042	155 Main W (Cleaner)	GOOD	
365	342		72	600	50	<50 PPM	CGE	325825	POLE	1.9	1964	40	2004	155 Main W (Cleaner)	POOR	
366	1510		72	208	50	?????	CGE	914803	POLE	2.1	1974	40	2014	100 Main (N.S. Bank)	POOR	
367	1510		72	208	50	?????	CGE	914801	POLE	2.1	1974	40	2014	100 Main (N.S. Bank)	POOR	
368	1510		72	600	50	?????	CGE	914810	POLE	2.1	1974	40	2014	100 Main (N.S. Bank)	POOR	
369	552		72	240	100	<50 PPM	MOL	S-272931	POLE	2.2	1973	40	2013	977 Cartier (b/y)	POOR	
370	1295		72	240	100	<50 PPM	MOL	272933	POLE	1.6	1974	40	2014	Atlantic (Yellow)	POOR	
371	506		72	240	50	<50 PPM	CGE	914809	POLE	2.1	1974	40	2014	BEHIND THERIAULT ELECTRONIC AUG 2016	POOR	
372	448		72	240	50	<50 PPM	CGE	914804	POLE	2.1	1974	40	2014	777 Taché (b/y)	POOR	
373	156		72	240	50	<50 PPM	CGE	914806	POLE	2.1	1974	40	2014	420 Salisbury (b/y)	POOR	
374	59		72	240	50	Non pcb	CAMT	KC-93C17106	POLE	2.1	1993	40	2033	523 Chartrand (b/y)	GOOD	
375	415		72	240	50	<50 PPM	CGE	914808	POLE	2.1		40	40	684 James (b/y)	POOR	
376	1505		72	240	50	Non pcb	CAMT	KC-94109123	POLE	1.7	1994	40	2034	83 Main E	GOOD	
378	871		72	240	100	Non pcb	CAMT	96RE894601	POLE	1.6	1996	40	2036	1298 Main E	GOOD	
379	727		72	240	100	<50 PPM	MOL	272934	POLE	1.6	1974	40	2014	169 Régent	POOR	
380	1320		72	240	25	<50 PPM	WEST	573127	POLE	1.7	1965	40	2005	1375 Tessier	POOR	
382	635		72	240	100	<50 PPM	PORT	205941	POLE	1.8	1972	40	2012	473 Spence (b/y)	POOR	
383	551	2018	72	240	100	Non pcb	PORT	205944	POLE	1.8	1972	40	2012	1015 Cartier (b/y)	POOR	No visual discrepancy
384	439		72	240	100	<50 PPM	MOL	272929	POLE	1.6	1974	40	2014	688 Portelance (b/y)	POOR	
385	690		72	240	100	<50 PPM	FPCK	2101909	POLE	2.5	1982	40	2022	222 Higginson	FAIR	
386			72	240	100	<50 PPM	FPCK	2101913	POLE	2.5	1982	40	2022	STOCK	FAIR	
387	384		72	208	75	<50 PPM	MOL	272941	POLE	1.6	1974	40	2014	827 McGill (KFC)	POOR	
388	598		72	240	75	<50 PPM	MOL	272946	POLE	1.5	1974	40	2014	811 Edmond (b/y)	POOR	
389	1552		72	240	75	<50 PPM	PORT	207374	POLE	1.6	1972	40	2012	565 Cécile (b/y)	POOR	
390	1363	2018	72	240	100	<50 PPM	MOL	272926	POLE	1.6	1974	40	2014	403 TUPPER	POOR	
391	154		72	240	75	<50 PPM	MOL	272942	POLE	1.5	1974	40	2014	408 Salisbury (b/y)	POOR	
392	776		72	208	75	<50 PPM	MOL	272945	POLE	1.5	Private	40	#VALUE!	355 Régent (Giant Tiger)		
394	546		72	240	100	<50 PPM	MOL	272925	POLE	1.6	1974	40	2014	1025 Cartier (b/y)	POOR	
395	1307		72	600	50	?????	WEST	902866	POLE	1.5	1974	40	2014	999 Cameron (Gauthier)	POOR	
396	1307		72	600	50	?????	WEST	902865	POLE	1.5	1974	40	2014	999 Cameron (Gauthier)	POOR	
397	1307		72	600	50	?????	WEST	902859	POLE	1.5	1974	40	2014	999 Cameron (Gauthier)	POOR	
398												40	40			
399	224	2018	72	240	100	<50 PPM	MOL	272928	POLE	1.6	1974	40	2014	294 Kipling	POOR	Slight rust on bottom and slight sweat.
400			72	240	100	<50 PPM	MOL	272924	POLE	1.8	1974	40	2014	TO IDENTIFY	POOR	
401	661		72	240	100	<50 PPM	MOL	272927	POLE	1.6	1974	40	2014	868 Séguin (b/y)	POOR	
402	722		72	240	75	<50 PPM	MOL	272952	POLE	1.5	1974	40	2014	55 Régent	POOR	
403	776	2018?	72	208	75	<50 PPM	MOL	272944	POLE	1.5	1974	40	2014	355 Régent (Giant Tiger)		Not in use, may be removed.
404	1109	2018	72	240	75	<50 PPM	CGE	658363	POLE	2.2	1967	40	2007	509 Higginson	POOR	No visual discrepancy
405	734		72	240	75	<50 PPM	MOL	248655	POLE	1.8	1968	40	2008	268 Régent	POOR	
407			72	600	10	<50 PPM	WEST	538805	POLE	2	1968	40	2008	Not In stock	POOR	
408	232	2018	72	240	50	<50 PPM	CGE	658439	POLE	2.1	1967	40	2007	420 Kipling	POOR	
411	1539		72	240	100	<50 PPM	WEST	74M886078	POLE	1.6	1974	40	2014	772614 Theriault (B/Y)	POOR	
412	1532											40	40			
414			72	240	100	<50 PPM	FPCK	321841	POLE	2.6		40	40	932 Lafleche (b/y)	POOR	
415	358	2018	72	240	167	<50 PPM	WEST	LG31087	POLE	1.8	1984	40	2024	416 McGill	FAIR	Transformer appears to have no visual discrepancy

HYDRO HAWKESBURY DISTRIBUTION TRANSFORMER - ASSET REGISTER

T #	POLE #	Last Inspected	Primary Volt	Secondary Volt	KVA Size	PCB	Manufacturer	Serial #	Default Type	Impedance	Year	EXPECTED LIFE	EXPECTED CHANGE	location	Asset Condition Index (Good/Fair/Poor)	Comments/ Recommendations
416	1410		72	240	100	<50 PPM	WEST	74M886130	POLE	1.6	1974	40	2014	816 Charles-Émile (b/y)	POOR	
417	984	2018	72	240	100	<50 PPM	WEST	74M886061	POLE	1.6	1974	40	2014	296 Abbott	POOR	Transformer is rusting.
419	618		72	240	100	<50 PPM	WEST	74M886113	POLE	1.6	1974	40	2014	845 Gérard (b/y)	POOR	
420	696		72	240	167	<50 PPM	CGE	1083721	POLE	2.2	1977	40	2017	227 James	POOR	
421	404		72	240	167	<50 PPM	WEST	74M887048	POLE	2.1	1974	40	2014	MAZDA	POOR	
422	1178		72	240	37	<50 PPM	CGE	4451X38	POLE	1.8	1974	40	2014	60 SPENCE	POOR	
425	549		72	240	167	<50 PPM	WEST	74M887035	POLE	2.1	1974	40	2014	315 Spence (b/y)	POOR	
426			72	240	167	<50 PPM	WEST	74M886079	POLE	2.1	1974	40	2014	STOCK	POOR	
427	547		72	240	167	<50 PPM	WEST	74M887075	POLE	2.1	1974	40	2014	1055 Cartier (b/y)	POOR	
429	1298		72	240	167	<50 PPM	WEST	74M887066	POLE	1.8	1974	40	2014	122 Atlantic	POOR	
430	1401		72	240	75	<50 PPM	WEST	74M887039	POLE	1.8	1974	40	2014	912 Thérèse (b/y)	POOR	
431	1381		72	240	75	<50 PPM	WEST	74M887081	POLE	1.8	1974	40	2014	470 Christine (b/y)	POOR	
433	648	2018	72	240	75	<50 PPM	WEST	74M888003	POLE	1.8	1974	40	2014	949 Jerome (B/Y)	POOR	Transformer casing is rusted.
434	650		72	240	75	<50 PPM	WEST	74M887089	POLE	1.8	1974	40	2014	945 Jerome (B/Y)	POOR	
435	642		72	240	75	<50 PPM	WEST	75A888028	POLE	1.8	1975	40	2015	961 Jérôme (b/y)	POOR	
438	1436	2018	72	600	50	<50 PPM	FPCK	2157655	POLE	1.6	1999	40	2039	419 Cartier (O.P.P.)	GOOD	No visual discrepancy
439	1436	2018	72	600	50	<50 PPM	FPCK	2157656	POLE	1.6	1999	40	2039	419 Cartier (O.P.P.)	GOOD	No visual discrepancy
440	1436	2018	72	600	50	<50 PPM	FPCK	2157657	POLE	1.6	1999	40	2039	419 Cartier (O.P.P.)	GOOD	No visual discrepancy
441	569		72	240	167	<50 PPM	WEST	74M886125	POLE	2.1	1974	40	2014	478 Cécile (b/y)	POOR	
442	645		72	240	75	Non pcb	CAMT	KC92D06101	POLE	2	1992	40	2032	402 Stevens (b/y)	GOOD	
443	1008	2018	72	240	50	<50 PPM	CGE	658443	POLE	2.1	1967	40	2007	495 Dufferin	POOR	No visual discrepancy
445	807	2018	72	600	15	<50 PPM	CGE	978351	POLE	1.7	1978	40	2018	712 Main (Gab. & Nevers)	FAIR	No transformer on pole, confirm and update register
446	807	2018	72	600	15	<50 PPM	CGE	978352	POLE	1.7	1978	40	2018	712 Main (Gab. & Nevers)	FAIR	No transformer on pole, confirm and update register
447	807	2018	72	600	15	<50 PPM	CGE	978353	POLE	1.7	1978	40	2018	712 Main (Gab. & Nevers)	FAIR	No transformer on pole, confirm and update register
458			44000	347	2500	Non pcb	PION	G-10761-1	pad	6.73	1999	40	2039	1450 Spence (IKO)	GOOD	
461	275		72	240	25	<50 PPM	FPCK	3-68697	POLE	1.8	1976	40	2016	800 Main West	POOR	
462			72	240	15	<50 PPM	FPCK	3-68698	POLE	1.8	1976	40	2016	Not In stock	POOR	
463	269		72	240	50	<50 PPM	FPCK	2-101897	POLE	2.2		40	40	950 Main W (east side)	POOR	
465	971		72	240	50	<50 PPM	PION	G-51191	POLE	1.75		40	40	488 Mary	POOR	
466			72	208	333	<50 PPM	CGE	1046082	POLE	6	1976	40	2016	Cartier (Pres./Rus. Res.)	POOR	
467			72	208	333	<50 PPM	CGE	1046083	POLE	6	1976	40	2016	Cartier (Pres./Rus. Res.)	POOR	
468			72	208	333	<50 PPM	CGE	1046081	POLE	6	1976	40	2016	Cartier (Pres./Rus. Res.)	POOR	
469	1291		72	600	37	<50 PPM	BBV	G-51181	POLE	1.7	1976	40	2016	203 Main E (Nat. Bank)	POOR	
470	1291		72	600	37	<50 PPM	BBV	G-51182	POLE	1.7	1976	40	2016	203 Main E (Nat. Bank)	POOR	
471	1291		72	600	37	<50 PPM	BBV	G-51183	POLE	1.7	1976	40	2016	203 Main E (Nat. Bank)	POOR	
472	251		72	240	37	<50 PPM	CGE	529392	POLE	1.8	1964	40	2004	226 BON PASTEUR (ST-DOMINIQUE)	POOR	
476	411		72	600	10	<50 PPM	CGE	750065	POLE	2.1		40	40	James (Pump House)	POOR	
477			72	600	10	Non pcb	CAMT	750063	POLE	2.5	2002	40	2042	TO IDENTIFY	GOOD	
478	1304		72	600	167	<50 PPM	FPCK	2-165592	POLE	1.5	1976	40	2016	1123 Cameron (Tulmar)	POOR	
479	1304		72	600	167	<50 PPM	FPCK	2-165593	POLE	1.5	1976	40	2016	1123 Cameron (Tulmar)	POOR	
480	1304		72	600	167	<50 PPM	FPCK	2-165591	POLE	1.5	1976	40	2016	1123 Cameron (Tulmar)	POOR	
481	785	2018	72	240	100	<50 PPM	MOL	292595	POLE	1.5	1979	40	2019	373 William	FAIL	Transformer burnt/oil leakage immediate replacement needed.
482	932		72	240	100	<50 PPM	MOL	292596	POLE	1.5	1979	40	2019	316 Catherine	FAIR	
483	1001		72	240	100	<50 PPM	MOL	292597	POLE	1.5	1979	40	2019	355 Dufferin	FAIR	
485	1458		72	240	100	<50 PPM	MOL	292600	POLE	1.5	1979	40	2019	772 LAFLECHE	FAIR	
486	548		72	240	167	Non pcb	CAMT	KC-90A23101	POLE	2.1	1990	40	2030	305 Spence (b/y)	GOOD	
487	612		72	240	167	<50 PPM	CGE	1083723	POLE	2.2	1978	40	2018	844 Gérard (b/y)	FAIR	
489	818	2018	72	240	167	<50 PPM	CGE	1083344	POLE	2.2	1978	40	2018	493 Main E	FAIR	Transformer building slight rust at the bottom.
490	1534		72	240	167	<50 PPM	CGE	1083345	POLE	2.2	1978	40	2018	486 Thériault (b/y)	FAIR	
491	608		72	240	167	<50 PPM	CGE	1083346	POLE	2.2	1978	40	2018	1134 Ghislain (b/y)	FAIR	
492	1413		72	240	167	<50 PPM	CGE	1083347	POLE	2.2	1978	40	2018	866 Edmond (b/y)	FAIR	
493	1417		72	240	100	<50 PPM	MOL	292598	POLE	2.5	1979	40	2019	601 Laurin (b/y)	FAIR	
494	626	2018	72	240	100	Non pcb	CAMT	KC92D06102	POLE	1.8	1992	40	2032	693 Spence (b/y)	GOOD	Transformer in good condition.
495	762		72	240	100	<50 PPM	MOL	294457	POLE	1.6	1979	40	2019	721 Régent	FAIR	
497	930	2018	72	240	100	<50 PPM	MOL	294455	POLE	1.6	1979	40	2019	374 Catherine	FAIL	Transformer leaking oil badly. Needs to be immediately repalced.
499												40	40			
501	939		72	240	100	<50 PPM	MOL	294464	POLE	1.6	1979	40	2019	263 Bertha	FAIR	
503	54	2018	72	240	100	<50 PPM	MOL	294462	POLE	1.6	1979	40	2019	803 Omer (b/y)	FAIR	Transformer is sweating/leaking oil keep a close look.

HYDRO HAWKESBURY DISTRIBUTION TRANSFORMER - ASSET REGISTER

T #	POLE #	Last Inspected	Primary Volt	Secondary Volt	KVA Size	PCB	Manufacturer	Serial #	Default Type	Impedance	Year	EXPECTED LIFE	EXPECTED CHANGE	location	Asset Condition Index (Good/Fair/Poor)	Comments/ Recommendations
507	624		72	240	100	<50 PPM	MOL	294488	POLE	1.8	1979	40	2019	669 Spence (b/y)	FAIR	
508			72	208	37	<50 PPM	WEST	LC23162	POLE	1.8	1977	40	2017	STOCK	POOR	
509			72	208	37	<50 PPM	WEST	LC23182	POLE	1.8	1977	40	2017	STOCK	POOR	
510			72	208	37	<50 PPM	WEST	LC23193	POLE	1.8	1977	40	2017	STOCK	POOR	
511	220		72	240	37	<50 PPM	CGE	529383	POLE	1.8	1964	40	2004	300 Main W.	POOR	
512	476		72	240	75	<50 PPM	CGE	635269	POLE	2.2	1967	40	2007	463 James	POOR	
515			44000	347	1000	?????	WODEN	116560	pad	5.45	1976	40	2016	1233 Cameron (Cruchon)	POOR	
516			12470	347	750	?????	WEST	LC37478	pad	4.2	1977	40	2017	815 Main E (Sewage P.)	POOR	
517			72	600	100	<50 PPM	Norel	NK-5716-2	POLE	3.18	Private	40	#VALUE!	1233 Tessier (Master Flo)		
519			72	600	100	<50 PPM	Norel	NK-5716-3	POLE	3.18	Private	40	#VALUE!	1233 Tessier (Master Flo)		
520	321		72	208	10	<50 PPM	MOL	226750	POLE	3.1	1965	40	2005	212 Main W (Marchildon)	POOR	
521	321		72	208	10	<50 PPM	MOL	226751	POLE	3.1	1965	40	2005	212 Main W (Marchildon)	POOR	
523			72	600	100	<50 PPM	BBV	18164	POLE	2.3	Private	40	#VALUE!	1187 Tessier(Ridge Doors)		
524			72	600	100	<50 PPM	BBV	18168	POLE	2.3	Private	40	#VALUE!	1187 Tessier(Ridge Doors)		
525			72	600	100	<50 PPM	BBV	18172	POLE	2.3	Private	40	#VALUE!	1187 Tessier(Ridge Doors)		
526	883		72	600	50	<50 PPM	CGE	635181	POLE	1.9	1967	40	2007	Main/Gladstone(Ovileau)	POOR	
527	883		72	600	50	<50 PPM	CGE	635183	POLE	1.9	1967	40	2007	Main/Gladstone(Ovileau)	POOR	
528	883		72	600	50	<50 PPM	CGE	658577	POLE	1.9	1967	40	2007	Main/Gladstone(Ovileau)	POOR	
529			72	208	100	<50 PPM	WEST	533120	POLE	2.1	1967	40	2007	500 Main E (Paul VI)	POOR	
530			72	208	100	<50 PPM	WEST	533129	POLE	2.1	1967	40	2007	500 Main E (Paul VI)	POOR	
531			72	208	100	<50 PPM	WEST	533128	POLE	2.1	1967	40	2007	500 Main E (Paul VI)	POOR	
532	759		72	240	100	<50 PPM	FPCK	101905	POLE	2.5	1966	40	2006	631 REGENT	POOR	
533	49		72	240	100	<50 PPM	FPCK	101906	POLE	2.5	1966	40	2006	677 OMER (B/Y)	POOR	
534	528		72	240	100	<50 PPM	FPCK	101904	POLE	2.5	1966	40	2006	370 Cecile (B/Y)	POOR	
538	933		72	240	100	<50 PPM	FPCK	101907	POLE	2.5	1966	40	2006	298 CATHERINE	POOR	
539	1351		72	240	100	<50 PPM	FPCK	101903	POLE	2.5	1966	40	2006	409 Gladstone (B/Y)	POOR	
540	813		72	240	100	<50 PPM	FPCK	101912	POLE	2.5	1966	40	2006	608 MAIN	POOR	
541	1106		12470	347	750	?????	FPCK	174420	pad	5.6	1979	40	2019	Sportsplex	FAIR	
545	1454		72	240	50	<50 PPM	WEST	467892	POLE	1.5	1965	40	2005	852 Lafèche	POOR	
549	731		12470	347	500	<2PPM	CAM-TAN		pad	3.3	2011	40	2051	GIANT TIGER	GOOD	
550			72	347	250	?????	MCGR	20-0226-1	POLE	3.7	1980	40	2020	Régent (Hawk.Centre)	FAIR	
551			72	347	250	?????	MCGR	20-0226-2	POLE	3.7	1980	40	2020	Régent (Hawk.Centre)	FAIR	
552			72	347	250	?????	MCGR	20-0226-3	POLE	3.7	1980	40	2020	Régent (Hawk.Centre)	FAIR	
553	1059		72	600	100	<50 PPM	WEST	31038	POLE	2	Private	40	#VALUE!	Aberdeen (P.M.C.)		
554	1059		72	600	100	<50 PPM	WEST	31030	POLE	2	Private	40	#VALUE!	Aberdeen (P.M.C.)		
555	1059		72	600	100	<50 PPM	WEST	31037	POLE	2.1	Private	40	#VALUE!	Aberdeen (P.M.C.)		
556	1585		72	600	50	<50 PPM	CAMT	KC-83K03111	POLE	1.7	1983	40	2023	1201 Spence (Fib Pak)	FAIR	
557	1585		72	600	50	<50 PPM	CAMT	KC-83K03112	POLE	1.7	1983	40	2023	1201 Spence (Fib Pak)	FAIR	
558	1585		72	600	50	Non pcb	CAMT	KC-83K03120	POLE	1.7	1983	40	2023	1201 Spence (Fib Pak)	FAIR	
559	364	2018	72	240	100	<50 PPM	CGE	667949	POLE	2.5	1967	40	2007	517 McGill	POOR	No visual discrepancy, grey color
561	868		72	240	100	<50 PPM	CGE	537985	POLE	2.5	1964	40	2004	1246 Main E	POOR	
562	283		12470	600	750	<50 PPM	FPCK	661523	pad	5.09	Private	40	#VALUE!	670 Main W. (Water Plant)		
563	1433		72	240	100	<50 PPM	FPCK	7428-393	POLE	2.3		40	40	497 Cartier	POOR	
564			12470	208	150	<50 PPM	FPCK	A-8015-1	pad	3.4	1980	40	2020	411 Stanley (Child. Fond)	FAIR	
565	394		72	240	50	<50 PPM	WEST	26357	POLE	1.7		40	40	952 McGill (Subway)	POOR	
566	1119		72	240	167	<50 PPM	WEST	LC-34831	POLE	1.8	1981	40	2021	284 Cameron (Alie Rental)	FAIR	
567	580		72	240	167	<50 PPM	WEST	LC-34832	POLE	1.8	1981	40	2021	698 Cécile (b/y)	FAIR	
568	637	2018	72	240	167	<50 PPM	WEST	LF-34834	POLE	1.8	1981	40	2021	365 Spence (b/y)	FAIR	
569	574		72	240	167	<50 PPM	WEST	34835	POLE	1.8	1981	40	2021	580 Cécile (b/y)	FAIR	
570	810		72	240	167	<50 PPM	WEST	LC-34836	POLE	1.8	1981	40	2021	668 Main E	FAIR	
571	382		72	240	167	<50 PPM	WEST	LG-31091	POLE	1.8	1981	40	2021	794 McGill	FAIR	
572	385	2018	72	240	167	<50 PPM	WEST	LG-31092	POLE	1.8	1981	40	2021	Vieux Chateau (b/y)	FAIR	No visual discrepancy
573	725		72	240	167	<50 PPM	WEST	LG-31093	POLE	1.8	1981	40	2021	116 Régent	FAIR	
574	135		72	240	167	<50 PPM	WEST	LG-31094	POLE	1.8	1981	40	2021	McGill (Golf Club)	FAIR	
575	1021		72	240	167	<50 PPM	WEST	LG-31095	POLE	1.8	1981	40	2021	439 Wellesley	FAIR	
576	377	2018	72	240	167	<50 PPM	WEST	LG-31096	POLE	1.8	1981	40	2021	683 McGill	FAIR	Transformer in good condition.
577	1128		72	240	167	<50 PPM	WEST	LG-31097	POLE	1.8	1981	40	2021	484 Cameron	FAIR	
579	779		72	240	167	<50 PPM	WEST	LG-31099	POLE	1.8	1981	40	2021	247 William	FAIR	
580	905		72	240	167	<50 PPM	WEST	LG-31100	POLE	1.8	1981	40	2021	248 Laurier	FAIR	
582			72	240	167	<50 PPM	WEST	LG-31102	POLE	1.8	1981	40	2021	STOCK	FAIR	
583	633		72	240	167	<50 PPM	WEST	LG-31103	POLE	1.8	1981	40	2021	565 Spence (Condos)	FAIR	
584	755		72	240	167	<50 PPM	WEST	LG-31104	POLE	1.8	1981	40	2021	571 Régent	FAIR	
586	917		72	240	167	<50 PPM	WEST	904763	POLE	2.4	1972	40	2012	506 Laurier	POOR	
587	707		72	240	167	<50 PPM	WEST	874341	POLE	1.7	1972	40	2012	351 Higginson	POOR	

HYDRO HAWKESBURY DISTRIBUTION TRANSFORMER - ASSET REGISTER

T #	POLE #	Last Inspected	Primary Volt	Secondary Volt	KVA Size	PCB	Manufacturer	Serial #	Default Type	Impedance	Year	EXPECTED LIFE	EXPECTED CHANGE	location	Asset Condition Index (Good/Fair/Poor)	Comments/ Recommendations
588			72	240	167	<50 PPM	WEST	904779	POLE	2.4	1972	40	2012	TO IDENTIFY	POOR	
589	341		72	240	167	<50 PPM	WEST	904762	POLE	2.4	1972	40	2012	175 Main W.	POOR	
591	981		72	240	167	<50 PPM	WEST	904769	POLE	2.4	1972	40	2012	286 Mary	POOR	
592			72	208	167	<50 PPM	WEST	904780	POLE	2.4	1972	40	2012	400 Spence (A&P)	POOR	
593	700	2018	72	240	100	<50 PPM	FPCK	2-141824	POLE	2.1		40	40	259 Stanley	POOR	
594	680		72	240	75	<50 PPM	FPCK	3-19342	POLE	2.6		40	40	575 Parisien (b/y)	POOR	
595	924	2018	72	240	100	<50 PPM	WEST	2-132734	POLE	2.1	1982	40	2022	524 Catherine	FAIR	Rust at bottom
596	958	2018	72	240	100	<50 PPM	WEST	2-136844	POLE	2.1	1982	40	2022	334 Champlain	FAIR	Transformer in good condition.
597	331		72	240	100	Non pcb	CAMT	2-132710	POLE	2.1	1998	40	2038	86 Main W.	GOOD	
598												40	40			
599	1054		72	240	100	<50 PPM	FPCK	2-139726	POLE	2.1	1982	40	2022	507 Gladstone	FAIR	
600	915		72	240	100	<50 PPM	WEST	2-139757	POLE	2.1	1982	40	2022	452 Laurier	FAIR	
601	1445		72	240	100	<50 PPM	FPCK	2-154900	POLE	2.1	1982	40	2022	501 Gascon	FAIR	
602	1447		72	240	100	<50 PPM	FPCK	2-154867	POLE	2.1	1982	40	2022	438 Gascon	FAIR	
605	951		72	240	100	<50 PPM	WEST	2-139683	POLE	2.1	1982	40	2022	483 Bertha	FAIR	
607	743		72	240	100	<50 PPM	WEST	998257	POLE	2	1982	40	2022	385 Régent	FAIR	
608	1210		72	208	100	?????	CGE	591998	POLE	2.1	1964	40	2004	801 Spence	POOR	
609	1210		72	208	100	?????	CGE	616787	POLE	2.1	1967	40	2007	801 Spence	POOR	
610	1210		72	208	100	?????	CGE	634250	POLE	2.2	1967	40	2007	801 Spence	POOR	
611	540		72	600	37	Non pcb	JIMS	82G2746	POLE	1.9	1982	40	2022	920 Cartier (Old H. Lumb)	FAIR	
612	540		72	600	37	Non pcb	JIMS	82G2747	POLE	1.9	1982	40	2022	920 Cartier (Old H. Lumb)	FAIR	
613	540		72	600	37	Non pcb	JIMS	82G2748	POLE	1.9	1982	40	2022	920 Cartier (Old H. Lumb)	FAIR	
614	240		72	240	100	<50 PPM	FEDP	A-9710-2	POLE	2.2	1983	40	2023	293 Nelson W.	FAIR	
615	169	2018	72	240	100	<50 PPM	FEDP	A-9711-2	POLE	2.2	1983	40	2023	401 Kitchener	FAIR	Transformer bottom slight rust.
616	816		72	240	100	<50 PPM	FEDP	A-9708-20	POLE	2.3	1983	40	2023	542 Main E	FAIR	
617	965		72	240	100	<50 PPM	WEST	463883	POLE	2	1965	40	2005	504 Champlain	POOR	
619			12470	347	1000	?????	FPCK	309307	pad	5.8	1984	40	2024	Hawk. Gen. Hospital	FAIR	
620	1562		72	600	25	<50 PPM	WEST	LB-24971	POLE	1.7	1983	40	2023	1200 Cameron (Brazeau)	FAIR	
621	1562		72	600	25	<50 PPM	WEST	LB-24973	POLE	1.7	1983	40	2023	1200 Cameron (Brazeau)	FAIR	
622	1562		72	600	25	<50 PPM	WEST	LB-24975	POLE	1.7	1983	40	2023	1200 Cameron (Brazeau)	FAIR	
623	222	2018	72	240	100	<50 PPM	FPCK	A-9713-14	POLE	2	1973	40	2013	250 Kipling	POOR	Slight rust
624	912		72	240	100	<50 PPM	FPCK	A-9712-15	POLE	2.1	1983	40	2023	362 Laurier	FAIR	
625	532		72	240	100	Non pcb	FPCK	2-132712	POLE	2.1		40	40	380 Cecile (B/Y)	POOR	
626	750		72	240	100	<50 PPM	FPCK	2-154915	POLE	2.1		40	40	489 Régent	POOR	
627	152	2018	72	240	100	<50 PPM	CGE	1040431	POLE	2	1976	40	2016	398 Salisbury (b/y)	POOR	Transformer is sweating from bottom.
628	1440		72	240	100	<50 PPM	CGE	994512	POLE	2.5		40	40	444 Gameau	POOR	
629	560		72	240	100	<50 PPM	CAMT	KC-83114109	POLE	2	1983	40	2023	805 Cartier (b/y)	FAIR	
630	219	2018	72	240	100	<50 PPM	CAMT	KC-83114108	POLE	2	1983	40	2023	232 Prospect	FAIR	Transformer rusting with minimal leak.
631	853		72	240	100	<50 PPM	CAMT	KC-83114107	POLE	2	1983	40	2023	1024 Main E	FAIR	
633	594		72	240	100	<50 PPM	CAMT	KC-83114106	POLE	2	1983	40	2023	789 Edmond (b/y)	FAIR	
635	192	2018	72	240	100	<50 PPM	CAMT	KC-83114103	POLE	2	1983	40	2023	596 Smerdon (b/y)	FAIR	Back yard transformer, needs vegetation and trees removal.
636	206		72	240	100	<50 PPM	CAMT	KC-83114101	POLE	2	1983	40	2023	499 Smerdon (b/y)	FAIR	
637	68		72	240	100	<50 PPM	CAMT	KC-83114104	POLE	2	1983	40	2023	799 Réjane (b/y)	FAIR	
638	44	2018	72	600	25	<50 PPM	CAMT	KC-83115101	POLE	1.9	1983	40	2023	LAPLANTE AUTO	FAIR	Transformer building some rust
639	44	2018	72	600	25	<50 PPM	CAMT	KC-83115102	POLE	1.9	1983	40	2023	LAPLANTE AUTO	FAIR	transformer building some rust
640	44	2018	72	600	25	<50 PPM	CAMT	KC-83115103	POLE	1.9	1983	40	2023	LAPLANTE AUTO	FAIR	Transformer building some rust
642	623		72	240	100	Non pcb	CAMT	KC-95B28127	POLE	2.5	1995	40	2035	661 Spence (b/y)	GOOD	
643	862		72	240	100	<50 PPM	CGE	667741	POLE	2.5	1967	40	2007	1150 Main E	POOR	
644	962		72	240	100	<50 PPM	WEST	447925	POLE	2	1965	40	2005	434 Champlain	POOR	
645	858		72	240	100	<50 PPM	CGE	683154	POLE	2.5	1967	40	2007	1100 Main E	POOR	
647	876		72	240	100	<50 PPM	WEST	447976	POLE	2	1965	40	2005	1380 Main E	POOR	
648	822		72	240	100	<50 PPM	CGE	668117	POLE	2.5	1967	40	2007	157 Paquette	POOR	
649	1111		72	347	167	?????	CAMT	KC-84E22101	POLE	2.6	1984	40	2024	Private - 740 Tupper (H.I.I.A.)	FAIR	
650	1111		72	347	167	?????	CAMT	KC-84E22103	POLE	2.6	1984	40	2024	Private - 740 Tupper (H.I.I.A.)	FAIR	
651	1111		72	347	167	?????	CAMT	KC-84E22102	POLE	2.6	1984	40	2024	Private - 740 Tupper (H.I.I.A.)	FAIR	
652			72	600	100	<50 PPM	CAMT	KC-84H20103	POLE	1.5	1984	40	2024	STOCK	FAIR	
653			72	600	100	<50 PPM	CAMT	KC-84H20102	POLE	1.5	1984	40	2024	STOCK	FAIR	
654			72	600	100	<50 PPM	CAMT	KC-84H20101	POLE	1.5	1984	40	2024	TO IDENTIFY	FAIR	
656	1114		72	347	167	<50 PPM	CAMT	KC-84L04103	POLE	2.9	1984	40	2024	Private - 780 Tupper (H.I.I.A.)	FAIR	
657	1114		72	347	167	<50 PPM	CAMT	KC-84L04101	POLE	2.9	1984	40	2024	Private - 780 Tupper (H.I.I.A.)	FAIR	
660	834		72	347	75	Non pcb	CAMT		POLE			40	40	Parc Sir Lasalle	POOR	
661	834		72	347	75	Non pcb	CAMT		POLE			40	40	Parc Sir Lasalle	POOR	

HYDRO HAWKESBURY DISTRIBUTION TRANSFORMER - ASSET REGISTER

T #	POLE #	Last Inspected	Primary Volt	Secondary Volt	KVA Size	PCB	Manufacturer	Serial #	Default Type	Impedance	Year	EXPECTED LIFE	EXPECTED CHANGE	location	Asset Condition Index (Good/Fair/Poor)	Comments/ Recommendations
662	834		72	347	75	Non pcb	CAMT		POLE			40	40	Parc Sir Lasalle	POOR	
663			115000	12470	12500	<50 PPM	MOL	213081	pad	8.9	1965	40	2005	Sandy Hill Sub.	POOR	
664			115000	12470	12500	<50 PPM	MOL	213082	pad	8.9	1965	40	2005	Sandy Hill Sub.	POOR	
665			44000	12470	16000	Non pcb	FPCK	0308401001	pad	7	1985	40	2025	Tessier Sub.	FAIR	
666	1255		44000	347	2000	<50 PPM	FPCK	1-1006	pad	5.52	1985	40	2025	Tupper (K.R.C.)	FAIR	
667			72	240	100	Non pcb	WEST	LM-16860	pad	2.2	1985	40	2025	795 Royal	FAIR	
668			72	240	100	Non pcb	WEST	LM-16861	pad	2.2	1985	40	2025	835 Royal	FAIR	
669			72	240	100	Non pcb	WEST	LM-16862	pad	2.2	1985	40	2025	905 Royal	FAIR	
670	1328		72	347	167	Non pcb	CAMT	KC-86A14102	POLE	2.2	1986	40	2026	Private - 1245 Tessier (Pré Moulé)	FAIR	
671	1328		72	347	167	Non pcb	CAMT	KC-86A14103	POLE	2.2	1986	40	2026	Private - 1245 Tessier (Pré Moulé)	FAIR	
672	1328		72	347	167	Non pcb	CAMT	KC-89D11101	POLE	1.7	1989	40	2029	Private1245 Tessier (Pré Moulé)	GOOD	
673	1233		72	600	50	<50 PPM	REL	KW-8346-15	POLE	2.4	1983	40	2023	871 McGill (Midas)	FAIR	
674	1233		72	600	50	<50 PPM	REL	KW-8346-20	POLE	2.4	1983	40	2023	871 McGill (Midas)	FAIR	
675	1233		72	600	50	<50 PPM	REL	KW-8346-58	POLE	2.4	1983	40	2023	871 McGill (Midas)	FAIR	
676	1498		72	347	100	Non pcb	CAMT	KC-88I22213	POLE	1.5	1988	40	2028	Private - 179 Main E (Hawk. Plaza)	FAIR	
677	1498		72	347	100	Non pcb	CAMT	KC-88I21201	POLE	1.5	1988	40	2028	Private - 179 Main E (Hawk. Plaza)	FAIR	
678	1498		72	347	100	Non pcb	CAMT	KC-88I22212	POLE	1.6	1988	40	2028	Private - 179 Main E (Hawk. Plaza)	FAIR	
679			12470	208	150	Non pcb	CAMT	DC-88E19207	pad	3.4	1988	40	2028	202 Régent (Bell)	FAIR	
680	1293		72	600	50	Non pcb	CAMT	KC-86F01102	POLE	1.6	1986	40	2026	275 Main E (Imp. Bank)	FAIR	
681	1293		72	600	50	Non pcb	CAMT	KC-86F01101	POLE	1.6	1986	40	2026	275 Main E (Imp. Bank)	FAIR	
682	1293		72	600	50	Non pcb	CAMT	KC-86F01103	POLE	1.6	1986	40	2026	275 Main E (Imp. Bank)	FAIR	
683			72	254	200	Non pcb	CAMT	KC-86G10206	POLE	3.2	1986	40	2026	1301 Spence (not in serv.)	FAIR	
684			72	254	200	Non pcb	CAMT	KC-86G10207	POLE	3.2	1986	40	2026	1301 Spence (not in serv.)	FAIR	
685			72	254	200	Non pcb	CAMT	KC-86G10208	POLE	3.2	1986	40	2026	1301 Spence (not in serv.)	FAIR	
686	1502	2018	72	208	75	Non pcb	CAMT	KC-86K14210	POLE	2.2	1986	40	2026	117 Main E (Harden)	FAIR	one of the three buckets is leaking
687	1502	2018	72	208	75	Non pcb	CAMT	KC-90B02211	POLE	2.1	1990	36	2026	117 Main E (Harden)	FAIR	one of the three buckets is leaking
688	1502	2018	72	208	75	Non pcb	CAMT	KC-86J28201	POLE	2.2	1986	40	2026	117 Main E (Harden)	FAIR	one of the three buckets is leaking
689			72	347	100	<50 PPM	CAMT	KC-86D03107	POLE	2	1986	40	2026	1030 Spence (Chrysler)	FAIR	
690			72	347	100	<50 PPM	CAMT	KC-86D04102	POLE	2	1986	40	2026	1031 Spence (Chrysler)	FAIR	
691			72	347	100	<50 PPM	CAMT	KC-86D03108	POLE	2	1986	40	2026	1032 Spence (Chrysler)	FAIR	
692			72	240	100	Non pcb	CAMT	BC-86L11209	pad	2.5	1986	40	2026	TO IDENTIFY	FAIR	
693			72	240	167	Non pcb	CAMT	BC-87L22207	pad	2.2	1987	40	2027	924 Cameron	FAIR	
694	1147		72	240	167	Non pcb	CAMT	BC-87L21206	pad	2.1	1987	40	2027	872 Cameron	FAIR	
695	1147		72	240	167	Non pcb	CAMT	BC-87L22208	pad	2.1	1987	40	2027	802 Cameron (b/y)	FAIR	
696		2018	72	240	75	Non pcb	CAMT	BC-87H2401	pad	2	1987	40	2027	1010 Spence (B.M.R.)	FAIR	Phase labels required.
697			12470	347	500	Non pcb	CAMT	DC-87G23208	pad	3.9	1987	40	2027	École Mar. Bourgeois	FAIR	
698			72	240	100	Non pcb	CAMT	BC-86L11211	pad	2.5	1986	40	2026	1 Main E.	FAIR	
699	357		72	240	100	Non pcb	CAMT	BC-86L11213	pad	2.5	1986	40	2026	375 McGill (Resto)	FAIR	
701		2018	72	240	100	Non pcb	CAMT	BC-87K03206	pad	1.9	1987	40	2027	612 Berthiaume	FAIR	Elbows are rusting. Need phase and warning labels. Identification of cables needed. Cleaning required.
702			72	600	100	Non pcb	FPCK	2-178203	POLE	1.7	1988	40	2028	1175 Tupper (Noreast E.)	FAIR	
703			72	600	100	Non pcb	FPCK	2-178205	POLE	1.7	1988	40	2028	1175 Tupper (Noreast E.)	FAIR	
704			72	600	100	Non pcb	FPCK	2-178204	POLE	1.7	1988	40	2028	1175 Tupper (Noreast E.)	FAIR	
705			72	240	100	Non pcb	CAMT	BC-87H11210	pad	1.8	1987	40	2027	677 Main E (Levac Fur)	FAIR	
706			72	347	167	Non pcb	CAMT	99C0806101	POLE	2	1999	40	2039	1125 Tupper (Asco)	GOOD	
707			72	347	167	Non pcb	CAMT	KC-87B04205	POLE	2.9	1987	40	2027	1126 Tupper (Asco)	FAIR	
708			72	347	167	Non pcb	CAMT	KC-87B04206	POLE	2.9	1987	40	2027	1127 Tupper (Asco)	FAIR	
709	361		72	240	167	<50 PPM	CAMT	2-156819	POLE	1.8	1987	40	2027	444 McGill (Asco)	FAIR	
710	774		72	208	50	Non pcb	CAMT	KC-87O17206	POLE	1.9	1987	40	2027	314 Main E (Burger King)	FAIR	
711	774		72	208	50	Non pcb	CAMT	KC-87O17205	POLE	1.9	1987	40	2027	314 Main E (Burger King)	FAIR	
712	774		72	208	50	Non pcb	CAMT	KC-87217207	POLE	1.9	1987	40	2027	314 Main E (Burger King)	FAIR	
713	529		72	240	100	Non pcb	CAMT	KG-87K2409	POLE	2.6	1987	40	2027	366 Cécile (b/y)	FAIR	
715												40	40	scrap		
716			44000	480	1000	?????	FPCK	663305	pad	6.3	1987	40	2027	1451 Spence (I.K.O.)	FAIR	
717			72	600	167	Non pcb	CAMT	KC-87A27208	POLE	2.9	1987	40	2027	1235 Tessier	FAIR	
718			72	600	167	Non pcb	CAMT	KC-87A07203	POLE	2.9	1987	40	2027	1236 Tessier	FAIR	
719			72	600	167	Non pcb	CAMT	KC-87A22218	POLE	2.9	1987	40	2027	1237 Tessier	FAIR	
720			44000	600	2000	Non pcb	NE	87-290	pad	5.77	1987	40	2027	Montebello Métal	FAIR	
721			72	240	100	Non pcb	CAMT	BC-86L11201	pad	2.5	1986	40	2026	611 Stevens	FAIR	
722			72	240	100	Non pcb	CAMT	BC-87H10209	pad	2.7	1987	40	2027	876 Sydney	FAIR	
723		2018	72	240	100	Non pcb	CAMT	BC-86L11210	pad	2.5	1986	40	2026	965 Sydney	FAIR	Exterior Rust. Phase colors needed. Warning Label needed. Vacuum Cleaning Needed.

HYDRO HAWKESBURY DISTRIBUTION TRANSFORMER - ASSET REGISTER

T #	POLE #	Last Inspected	Primary Volt	Secondary Volt	KVA Size	PCB	Manufacturer	Serial #	Default Type	Impedance	Year	EXPECTED LIFE	EXPECTED CHANGE	location	Asset Condition Index (Good/Fair/Poor)	Comments/ Recommendations
724			72	600	100	Non pcb	CAMT	87108206	POLE	1.9	1987	40	2027	151 Main E (Ass. Arcade)	FAIR	
725			72	600	100	Non pcb	CAMT	87108205	POLE	1.9	1987	40	2027	151 Main E (Ass. Arcade)	FAIR	
726			72	600	100	Non pcb	CAMT	87108207	POLE	1.9	1987	40	2027	151 Main E (Ass. Arcade)	FAIR	
727			12470	347	300	Non pcb	CAMT	DC-85C03201	pad	2.5	1985	40	2025	1040 Ghislain (Trillium)	FAIR	
728			72	240	100	Non pcb	CAMT	BC-87K05204	pad	2	1987	40	2027	660 Berthiaume	FAIR	
729			72	240	100	Non pcb	CAMT	BC-87K26204	pad	2.3	1987	40	2027	700 Berthiaume	FAIR	
730			72	240	100	Non pcb	CAMT	BC-88B05204	pad	2.5	1988	40	2028	742 Berthiaume	FAIR	
731	1358		72	240	100	<50 PPM	KUH	4615241005	POLE	2	1988	40	2028	499 Tupper (b/y)	FAIR	
732			72	240	167	<50 PPM	A-C	3682395	POLE	2.8	1988	40	2028	STOCK	FAIR	
733	1360		72	240	100	<50 PPM	KUH	4610661781	POLE	2.1	1988	40	2028	459 Tupper (b/y)	FAIR	
734	1232		72	240	100	<50 PPM	FPCK	3-32829	POLE	2	1988	40	2028	841 McGill (Mazda Used Cars)	FAIR	
735			72	240	100	Non pcb	CAMT	BC-88H29203	pad	1.6	1988	40	2028	946 Royal	FAIR	
736			72	347	167	Non pcb	CAMT	05c2360501	POLE	2.9	2005	40	2045	hgh	GOOD	
737	1356		72	240	100	Non pcb	FPCK	37639	POLE	2	1989	40	2029	1543 Aberdeen (b/y)	GOOD	
738	1354		72	240	100	Non pcb	FPCK	37633	POLE	2	1989	40	2029	480 Tupper (b/y)	GOOD	
740			72	254	200	Non pcb	REL	81091283	POLE	2	1991	40	2031	1301 Spence(In Stock/S/B)	GOOD	
741			72	208	75	Non pcb	CAMT	KC-91L03101	POLE	2.9	1991	40	2031	Harden (stand/by yard)	GOOD	
742	1296		72	600	75	Non pcb	CGE	1089881	POLE	2		40	40	Atlantic (Le Carillon)	POOR	
743	1296		72	600	75	Non pcb	CGE	927793	POLE	1.8		40	40	Atlantic (Le Carillon)	POOR	
744			72	347	167	Non pcb	CAMT	02C1787401	POLE	2.8	2002	40	2042	hgh	GOOD	
745	1114		72	347	167	<50 PPM	CAMT	KC-86C22211	POLE	2.7	1986	40	2026	Private - 780 Tupper (H.I.I.A.)	FAIR	
746			72	347	167	<50 PPM	CAMT	KC-86C22212	POLE	2.7	1986	40	2026	hgh	FAIR	
747	195	2018	72	240	100	Non pcb	CAMT	KC-87K24208	POLE	2.5	1987	40	2027	512 Smerdon (b/y)	FAIR	Minor sweating at the terminals.
748	1086		72	240	50	<50 PPM	CGE	634628	POLE	2.1	1967	40	2007	Lansdowne (École St.JB.)	POOR	
749	1383		72	240	100	Non pcb	CAMT	87K17104	POLE	1.7	1987	40	2027	423 Desjardins (b/y)	FAIR	
750	77		72	240	100	Non pcb	CAMT	87K17106	POLE	1.7	1987	40	2027	655 Réjane (b/y)	FAIR	
751	170	2018	72	240	50	<50 PPM	CAMT	83J11117	POLE	1.7	1983	40	2023	451 Kitchener	FAIR	Some paint peeling off.
752	1138		72	600	167	Non pcb	FPCK	3-40083	POLE	1.6	Private	40	#VALUE!	765 Cameron (Acklands)		
753			72	240	100	Non pcb	CAMT	87H10210	pad	2.7	1987	40	2027	860 Charlesbois	FAIR	
754		2018	72	240	100	Non pcb	CAMT	87K12203	pad	2	1987	40	2027	Chenail Bld (West side)	FAIR	slight exterior rust. Nomenclature faded, need new warning and phasing labels. Vaccum cleaning needed.
755			72	240	100	Non pcb	CAMT	87K26205	pad	2.3	1987	40	2027	830 Pilon	FAIR	
756	1234		72	600	50	<50 PPM	PORT	222142	POLE	4.5	1989	40	2029	901 McGill (Mr. Gas)	GOOD	
757	1234		72	600	50	<50 PPM	PORT	222143	POLE	4.57	1989	40	2029	901 McGill (Mr. Gas)	GOOD	
758	1234		72	600	50	<50 PPM	PORT	222141	POLE	4.43	1989	40	2029	901 McGill (Mr. Gas)	GOOD	
759			72	208	167	Non pcb	CAMT	2-137841	POLE	1.8	1992	40	2032	400 Spence (A&P)	GOOD	
760	1076		72	240	10	<50 PPM	WEST	576897	POLE	2.1	1968	40	2008	Tupper (St. Lights)	POOR	
762	1034		72	240	10	<50 PPM	WEST	576905	POLE	2.1	1968	40	2008	OLYMPIA BOWL	POOR	
763	1243		72	240	15	<50 PPM	PION	4155-13	POLE	2		40	40	Tupper (Amoco Pump St.)	POOR	
764	1449		72	240	50	<50 PPM	CGE	658181	POLE	2.1	1967	40	2007	861 Lafèche (b/y)	POOR	
765	794	2018	72	240	100	Non pcb	CAMT	KC-87K24207	POLE	2.5	1987	40	2027	242 Hampden	FAIR	Transformer leaking/sweating oil.
766	208		72	240	50	Non pcb	CGE	634729	POLE	2.1	1967	40	2007	541 Smerdon (b/y)	POOR	
767			72	240	100	Non pcb	CAMT	KC87K17105	POLE	1.7	1987	40	2027	Not in stock	FAIR	
768			12470	600	450	<50 PPM	CGE	585617	pad	5.03		40	40	100 Industriel	POOR	
769	1235		12470	208	300	<50 PPM	WEST	76J326268	pad	3.9	1990	40	2030	Tupper (Best Western)	GOOD	
770			72	600	100	<50 PPM	CAMT	3-35073	POLE	2	1988	40	2028	358 Main E (Mikes Rest.)	FAIR	
771			72	600	100	<50 PPM	CAMT	3-39172	POLE	2	1988	40	2028	358 Main E (Mikes Rest.)	FAIR	
772			72	600	100	<50 PPM	CAMT	3-35074	POLE	2	1988	40	2028	358 Main E (Mikes Rest.)	FAIR	
773	1322		12470	347	225	Non pcb	CAMT	DC-90K30205	pad	3.6	1990	40	2030	850 Tupper (Hydro Off.)	GOOD	
777			72	240	167	Non pcb	CES	91004-3	pad	2.3	1991	40	2031	322 West	GOOD	
778			72	240	167	Non pcb	CES	91004-1	pad	2.3	1991	40	2031	620 Nelson West	GOOD	
779			72	240	167	Non pcb	CES	91004-4	pad	2.3	1991	40	2031	634 Nelson W.	GOOD	
780			72	240	167	Non pcb	CES	91004-2	pad	2.3	1991	40	2031	652 Nelson W	GOOD	
781	1028		72	600	25	Non pcb	PION	76079	POLE	2.22	1976	40	2016	269 Chamberlain	POOR	
782	1028		72	600	25	Non pcb	PION	76084	POLE	2.27	1976	40	2016	269 Chamberlain	POOR	
783	1028		72	600	25	Non pcb	PION	76080	POLE	2.22	1976	40	2016	269 Chamberlain	POOR	
784	346		72	208	25	Non pcb	CAMT	KC-91E16211	POLE	2.2	1991	40	2031	57 Main W (Arnco)	GOOD	
785	346		72	208	25	Non pcb	CAMT	KC-91E16212	POLE	2.2	1991	40	2031	57 Main W (Arnco)	GOOD	
786	346		72	208	25	Non pcb	CAMT	KC-91E16213	POLE	2.2	1991	40	2031	57 Main W (Arnco)	GOOD	
787		2018	72	240	100	Non pcb	CAMT	BC-91F04206	pad	1.8	1991	40	2031	661 Stevens	GOOD	Lock is rusty and defective, repalce. Need phase color and labeling.

HYDRO HAWKESBURY DISTRIBUTION TRANSFORMER - ASSET REGISTER

T #	POLE #	Last Inspected	Primary Volt	Secondary Volt	KVA Size	PCB	Manufacturer	Serial #	Default Type	Impedance	Year	EXPECTED LIFE	EXPECTED CHANGE	location	Asset Condition Index (Good/Fair/Poor)	Comments/ Recommendations
848	341		72	208	50	<50 PPM	REL	K-2929	POLE	2.2	1995	40	2035	175 Main W.	GOOD	
849	341		72	208	50	<50 PPM	REL	K-2928	POLE	2.2	1995	40	2035	175 Main W.	GOOD	
850	341		72	208	50	<50 PPM	REL	K-2930	POLE	2.2	1995	40	2035	175 Main W.	GOOD	
851			72	240	100	Non pcb	CAMT	BC-95H23218	pad	2.9	1995	40	2035	1101 Clément	GOOD	
852	1326		72	347	50	Non pcb	MOL	T-1159-2	POLE	2.26	1997	40	2037	900 Tupper (Optest)	GOOD	
853	1326		72	347	50	Non pcb	MOL	T-1159-1	POLE	2.26	1997	40	2037	900 Tupper (Optest)	GOOD	
854	1326		72	347	50	Non pcb	MOL	T-1159-3	POLE	2.26	1997	40	2037	900 Tupper (Optest)	GOOD	
855			44000	347	2000	Non pcb	NE	97-1321	pad	5.8	1997	40	2037	1550 Cameron (Zellers)	GOOD	
856			12470	208	300	Non pcb	CES	C-97130	pad	2.6	1997	40	2037	1580 Cameron (Mcdon)	GOOD	
857			12470	347	150	Non pcb	CART	3B-114-001	pad	4.04	1997	40	2037	1202 Clément	GOOD	
858		2018	72	240	75	Non pcb	CAMT	98C0346201	pad	3.5	1998	40	2038	829 Nelson W.	GOOD	Minor rust exterior. Lck is rusty. Phase coloring and warning labels needed. Vaccum cleaning needed.
859	788		12470	347	500	Non pcb	CAMT	98C0345901	pad	3.3	1998	40	2038	École Nouv. Horizon	GOOD	
860			72	208	100	<50 PPM	REL	37616	POLE	2	2002	40	2042	281 Tupper (Nissan)	GOOD	
861			72	208	100	<50 PPM	REL	3-97914	POLE	2	1999	40	2039	281 Tupper (Nissan)	GOOD	
861		2018							pad			40	40	390 HIGGINSON	POOR	Duplicate number to pole mounted transformer. Minor exterior rust. Need transformer # label. Correct if not 861. Need warning stickers, nomenclature on cables, phasing labels.
862			72	208	100	<50 PPM	REL	34181	POLE	2	1998	40	2038	281 Tupper (Nissan)	GOOD	
863			72	240	100	Non pcb	CAMT	98C0738402	pad	2.4	1998	40	2038	TO IDENTIFY	GOOD	
864			72	240	100	Non pcb	CAMT	98C0738401	pad	2.3	1998	40	2038	392 HIGGINSON	GOOD	
865			72	240	75	Non pcb	CART	4299001	POLE	2.7	1999	40	2039	TO IDENTIFY	GOOD	
866	1377		72	240	75	Non pcb	CART	4299002	POLE	2.7	1999	40	2039	495Christine (B/Y)	GOOD	
867	911		72	240	75	Non pcb	CART	4299003	POLE	2.7	1999	40	2039	MAYLAND/LAURIER ST	GOOD	
868			72	240	50	Non pcb	CART	4576002	pad	3.3	1999	40	2039	761 Nelson W.	GOOD	
869		2018	72	240	50	Non pcb	CART	4576001	pad	3.3	1999	40	2039	601 Paul Cresc.	GOOD	Phase and warning labels needed. Vaccum cleaning needed.
870			72	240	50	Non pcb	CAMT	00C1260901	pad	1.6	2000	40	2040	853 Nelson W.	GOOD	
871	1302		12470	347	1000	<50 PPM	FEDP	G-7058	pad	4.9	1999	40	2039	1173 Cameron (L.P.C.)	GOOD	
872			72	240	50	Non pcb	CART	4984-001	pad	3.2	1999	40	2039	615 Paul Cresc.	GOOD	
873			72	240	75	Non pcb	CART	4985-001	pad	2.7	1999	40	2039	703 Paul Cresc.	GOOD	
874			72	240	100	Non pcb	CAMT	00C1209001	pad	2.5	2000	40	2040	543 Mario	GOOD	
875			72	240	100	Non pcb	CAMT	00C1209002	pad	2.5	2000	40	2040	922 Roch	GOOD	
876			72	240	25	Non pcb	CAMT	00C1209101	pad	2	2000	40	2040	Mario (Pumping Sta.)	GOOD	
877			72	240	167	Non pcb	CAMT	00C1208901	pad	2.2	2000	40	2040	1505 Clément	GOOD	
878	303		72	347	75	Non pcb	CAMT	00C1363602	POLE	1.6	2000	40	2040	C.I.P. (Pumping Sta.)	GOOD	
879	303		72	347	75	Non pcb	CAMT	00C1363601	POLE	1.6	2000	40	2040	C.I.P. (Pumping Sta.)	GOOD	
880	303		72	347	75	Non pcb	CAMT	00C1363603	POLE	1.6	2000	40	2040	C.I.P. (Pumping Sta.)	GOOD	
881			72	240	75	Non pcb	CART	7422-001	pad	3.2	2000	40	2040	360 Albert	GOOD	
882			72	240	75	Non pcb	CAMT	01C1496901	pad	2.3	2001	40	2041	973 Jacynthe	GOOD	
883			72	240	100	Non pcb	CAMT	01C1496803	pad	2.1	2001	40	2041	481 Mario	GOOD	
884			72	240	100	Non pcb	CAMT	01C1496802	pad	2.2	2001	40	2041	933 André	GOOD	
885		2018	72	240	100	Non pcb	CAMT	01C1496804	pad	2.2	2001	40	2041	410 Albert	GOOD	Minor vegetation. Need phase stickers and safety warning labels.
886			72	240	100	Non pcb	CAMT	01C1496801	pad	2.2	2001	40	2041	931 Jacynthe	GOOD	
887	1230		72	347	75	Non pcb	CART	10918-002	POLE	2.6	2002	40	2042	Spence (Fire Station)	GOOD	
888	1230		72	347	75	Non pcb	CART	10918-003	POLE	2.6	2002	40	2042	Spence (Fire Station)	GOOD	
889	1230		72	347	75	Non pcb	CART	10918-001	POLE	2.6	2002	40	2042	Spence (Fire Station)	GOOD	
890			72	347	167	Non pcb	CAMT	02C1738502	POLE	1.8	2002	40	2042	342 McGill (Le Manoir)	GOOD	
891			72	347	167	Non pcb	CAMT	02C1683701	POLE	1.8	2002	40	2042	342 McGill (Le Manoir)	GOOD	
892			72	347	167	Non pcb	CAMT	02C1738501	POLE	1.8	2002	40	2042	342 McGill (Le Manoir)	GOOD	
893			12470	347	75	Non pcb	CART	10721-001	pad	2.6	2002	40	2042	Main E. (L.C.B.O.)	GOOD	
894	787		12470	208	225	Non pcb	CART	10045-001	pad	4.48	2002	40	2042	600 HIGGINSON (TOWN HALL)	GOOD	
895			72	347	50	Non pcb	CART	12419-002	POLE	3.4	2002	40	2042	STOCK	GOOD	
896			72	347	50	Non pcb	CART	12419-003	POLE	3.4	2002	40	2042	STOCK	GOOD	

HYDRO HAWKESBURY DISTRIBUTION TRANSFORMER - ASSET REGISTER

T #	POLE #	Last Inspected	Primary Volt	Secondary Volt	KVA Size	PCB	Manufacturer	Serial #	Default Type	Impedance	Year	EXPECTED LIFE	EXPECTED CHANGE	location	Asset Condition Index (Good/Fair/Poor)	Comments/ Recommendations
897			72	347	50	Non pcb	CART	12419-001	POLE	3.4	2002	40	2042	STOCK	GOOD	
898	1586		72	208	50	Non pcb	CART	12555-002	POLE	3	2002	40	2042	341 Tupper (Toyota)	GOOD	
899	1586		72	208	50	Non pcb	CART	12555-001	POLE	3	2002	40	2042	341 Tupper (Toyota)	GOOD	
900	1586		72	208	50	Non pcb	CART	12555-003	POLE	3	2002	40	2042	341 Tupper (Toyota)	GOOD	
901			72	240	167	Non pcb	CART	10941-001	pad	3.9	2003	40	2043	1400 CAMERON (CLINIQUE DENTAIRE)	GOOD	
902			72	240	100	Non pcb	CART	15132-001	pad	3	2003	40	2043	651 LAFRANCE	GOOD	
903		2018	72	240	100	Non pcb	CART	15132-002	pad	3	2003	40	2043	310 Higginson	GOOD	Exterior very rusty. Frame box can be cosidered for a change. Warning and phasing labels required.
904	1266		12470	347	750	Non pcb	CART	15156-001	pad	4.95	2003	40	2043	Cécile(École Le Sommet)	GOOD	
905	146	2018	72	240	100	Non pcb	CAMT	03C2126900	POLE	2.3	2003	40	2043	497 Nelson W.	GOOD	No visual discrepancy, loosing some paint.
906	764		72	240	100	Non pcb	CAMT	03C2126901	POLE	2.3	2003	40	2043	757 Regent	GOOD	
907			72	240	100	Non pcb	CAMT	03C2126902	POLE	2.3	2003	40	2043	STOCK	GOOD	
908			72	240	100	Non pcb	CAMT	04C2203503	POLE	2.7	2004	40	2044	900 Alexander (Home Ha.)	GOOD	
909			72	240	100	Non pcb	CAMT	04C2203501	POLE	2.8	2004	40	2044	900 Alexander (Home Ha.)	GOOD	
910			72	240	100	Non pcb	CAMT	04C2203502	POLE	2.8	2004	40	2044	900 Alexander (Home Ha.)	GOOD	
911		2018	72	240	100	Non pcb	CAMT	04C2223001	pad	2	2004	40	2044	630 Rupert	GOOD	Need new lock. Phasing and warning labels.
912			72	240	100	Non pcb	CAMT	04C2223002	pad	2.1	2004	40	2044	611 Roxane	GOOD	Need new locks
913	1241		12470	347	2000	Non pcb	CART	19667-001	pad	5.89	2005	40	2045	Tupper (Jean Coutu)	GOOD	
914			12470	347	300	Non pcb	CART	20091-001	pad	4.3	2005	40	2045	Laurier (Pharmaprix)	GOOD	
915	1152		72	240	100	Non pcb	CAMT	06c2544801	pad	2.2	2006	40	2046	986 Royal	GOOD	
916			12470	347	750	Non pcb	PAUWELS	95E59818	pad	5.75	2006	40	2046	400 spence (FRESCO)	GOOD	
917			72	240	100	Non pcb	CART	21200-005	pad	4	2006	40	2046	PLACE DES PIONNIERS	GOOD	
918		2018	72	240	100	Non pcb	CART	21200-004	pad	4	2006	40	2046	1035 SYDNEY	GOOD	Tree trimming needed. Lock is rusted unable to open. Repalce Lock.
919			72	240	100	Non pcb	CART	21200-003	pad	4	2006	40	2046	1012 Jacinthe	GOOD	
920			72	240	100	Non pcb	CART	21200-002	pad	4	2006	40	2046	641 REGENT (LARIVIERE)	GOOD	
921			72	240	100	Non pcb	CART	21200-001	pad	4	2006	40	2046	423 Marc-Andre	GOOD	
922			72	240	75	Non pcb	CART	21201-001	pad	3.2	2006	40	2046	1753 FLORENCE	GOOD	
923	1132		12470	347	1000	<2PPM	SURPLEC	HCS6165	pad	6	2007	40	2047	1100 ABERDEEN (IMPRIMERIE)	GOOD	
924	686		72	240	50	<2PPM	LAKEPORT	LPL393-07	pad	1.5	2007	40	2047	132 HIGGINSON	GOOD	
925			72	240	167	<1PPM	LAKEPORT	LPL416-07	pad	1.9	2007	40	2047	726 NELSON W	GOOD	
926			72	240	100	<1PPM	ABB	07J907144	pad	1.54	2007	40	2047	530 MARC-ANDRE	GOOD	
927			72	240	75	<1PPM	ABB	08J054026	pad	2.11	2008	40	2048	1762 FLORENCE	GOOD	
928	1484		72	240	75	<1PPM	ABB	08J054030	pad	2.11	2008	40	2048	ILE CHENAIL	GOOD	
929			72	240	75	<1PPM	ABB	08J054033	pad	2.11	2008	40	2048	513 MARC ANDRE	GOOD	
930			12470	600	500	<2PPM	SURPLEC	CS6931	pad	6	2008	40	2048	261 MCGILL	GOOD	
931	515		72	240	100	<2PPM	CART	22798	POLE	3.3	2007	40	2047	228 Nelson Est	GOOD	
932			12470	347	1000	<2PPM	CAMT	dc-95c222	pad	3	2009	40	2049	PREMOULE	GOOD	
933			72	240	100	<2PPM	CAMT	IM00267801	pad	2.1	2010	40	2050	1841 SUZIE CR.	GOOD	
934			72	240	100	<2PPM	CAMT	IM00267802	pad	2.1	2010	40	2050	1840 SUZIE CR (B/Y)	GOOD	
935			72	240	100	<2PPM	CAMT	IM00267803	pad	2.1	2010	40	2050	245 NELSON EST	GOOD	
936			12470	347	225	<2PPM	CART	29360-001	pad		2010	40	2050	1588 ABERDEEN	GOOD	
937			12470	208	225	<2PPM	CART	29359-001	pad		2010	40	2050	300 NELSON EST	GOOD	
938			12470	347	1000	<2PPM	ABB	08J155148	pad	5.79	2010	40	2050	HARDEN'S MALL	GOOD	
939	1163		12470	208	225	<2PPM	CART	29700-001	pad		2010	40	2050	1350 CAMERON (AMBULANCE)	GOOD	
940			12470	347	1000	<1PPM	CART	31862-001	pad		2011	40	2051	1303 CAMERON (BENTLEY)	GOOD	
941	1063		12470	347	1000	<2PPM			pad	4.6	2012	40	2052	1270 ABERDEEN (DART)	GOOD	
942			12470	347	1500	<2PPM	CART	33879-001	pad		2012	40	2052	815 MAIN EST (NEW WATER PLANT)	GOOD	
943			12470	347	750	<2PPM	CART	34331-01	pad		2012	40	2052	HARDEN MALL PHASE 2	GOOD	
944			12470	347	750	<2PPM	CART	34331-02	pad		2012	40	2052	HARDEN MALL PHASE 3	GOOD	
945			72	120	100	<2PPM	CAMT	333901	pad	2.4	2010	40	2050	865 edmond	GOOD	
946			72	240	167	<2PPM	CAMT	518901	pad	2.4	2010	40	2050	CLEMENT 101 SPENCE	GOOD	
947	1098		72	120	75	Non pcb	MOL	202272-1	POLE	2.2	2009	40	2049	823 LANSDOWNE	GOOD	
948			72	120	50	Non pcb	MOL	202271-1	POLE	2.2	2009	40	2049	TO IDENTIFY	GOOD	
949			72	120	300	<2PPM	CARTE	32173-1	pad	4.58	2011	40	2051	810 portelance	GOOD	
950												40	40			
951												40	40			

HYDRO HAWKESBURY DISTRIBUTION TRANSFORMER - ASSET REGISTER

T #	POLE #	Last Inspected	Primary Volt	Secondary Volt	KVA Size	PCB	Manufacturer	Serial #	Default Type	Impedance	Year	EXPECTED LIFE	EXPECTED CHANGE	location	Asset Condition Index (Good/Fair/Poor)	Comments/ Recommendations
952												40	40			
953	1500		72	120	100	<2PPM	maloney	206045-1	pole	2.8	2014	40	2054	127 -129 Main(Assaly)	GOOD	
954			72	120	100	<2PPM	cantram	bc93f08215	pad	1.7	1993	40	2033	TO IDENTIFY	GOOD	
955			12470	208	300	<2PPM	abb	13jc682330001	pad	5.15	2013	40	2053	STOCK	GOOD	
956			12470	347	300	<2PPM	abb	13jc68234001	pad	4.4	2013	40	2053	STOCK	GOOD	
957			12470	347	167	<2PPM	EATON	cp151007872	POLE	2.6	2015	40	2055	TO IDENTIFY	GOOD	
958			72	347	100	<2PPM	EATON	CP1512002831	POLE	2.6	2015	40	2055	TO IDENTIFY	GOOD	
959	non nommé hgh		12470	347	167	<2PPM	CAM TRAN	KC-86C22212	POLE			40	40	STOCK 2017/05/23	POOR	
960	non nommé hgh		12470	347	167	<2PPM	CAM TRAN	05C2360501	POLE			40	40	STOCK 2017/05/23	POOR	
961	non nommé hgh		12470	347	167	<2PPM	CAM TRAN	02C1787401	POLE			40	40	STOCK 2017/05/23	POOR	
962												40	40			

Asset Condition Index (ACI)

GOOD	205
FAIR	170
POOR	409
FAIL	2

APPENDIX C

OVERHEAD LINE SWITCH REGISTER

HYDRO HAWKESBURY OVERHEAD LINE SWITCHES - ASSET REGISTER (In Progress)

Switch ID	Type	Pole ID	Installation Date	Useful Life End	Comments	Last Inspected	NO/NC	Asset Condition Index (Good/Fair/Poor)
CURRENT YEAR	2018							
S-12		304		need data	Good condition	2018	NC	GOOD
S-15	Ground Operated LBS	336		need data	No apparent issues	2018	NC	GOOD
S-21								
S-22	Ground Operated LBS	1183		need data	No apparent issues	2018	NC	GOOD
S-23								
S-25								
S-26								
S-28	Ground Operated LBS	1089		need data	Remove vegetaion around handle. Good condition.	2018	NO	GOOD
S-29	Ground Operated LBS	1032	1998	2043	Good condition	2018	NO	GOOD
S-30	Ground Operated LBS	1515	1986	2031	Slight buildup of rust on blades	2018	NC	GOOD
S-31	Tie in-line	1131		need data	ID TBC. S-30 is wrong. Could be S-31	2018	NO	GOOD
S-31								
S-32	Ground Operated LBS	1206		need data	No apparent issues	2018	NC	GOOD
S-33	In-line	1224		need data	Good condition	2018	NC	GOOD
S-34	Ground Operated LBS	1222		need data	Duplicate IDs, also shown on Tessier St	2018	NO	
S-36	Ground Operated LBS	808		need data	No apparent issues	2018	NC	GOOD
S-38	In-line	1434		need data	Supports have rust build up. Greensih film oxidation buildup on blades.	2018	NC	GOOD
S-39								
S-40	Ground Operated LBS	739		need data	No apparent issues	2018	NC	GOOD
S-41	In-line	1145		need data	Good condition	2018	NC	GOOD
S-42								
S-43								
S-45								
S-46								
S-49								
S-49								
S-52								
S-54								
S-56								
S-57	Tie Switch	357		need data	Supports have rust build up. Greensih film oxidation buildup on blades.	2018	NO	GOOD
S-58	Tie Switch	215		need data	Supports have rust build up. Greensih film oxidation buildup on blades.	2018	NO	GOOD
S-60								
S-61								
S-63								
S-64								
S-68								
S-69								
S-70								

HYDRO HAWKESBURY OVERHEAD LINE SWITCHES - ASSET REGISTER (In Progress)

Switch ID	Type	Pole ID	Installation Date	Useful Life End	Comments	Last Inspected	NO/NC	Asset Condition Index (Good/Fair/Poor)
S-72								
S-73								
S-74								
S-75								
S-76								
S-77								
S-78								
S-79								
S-80								
S-81								
S-82								
S-84								
S-85								
S-87								
S-88								
S-89								
S-90								
S-91								
S-92								
S-93								
S-94								
S-96								
S-101								
S-102								
S-102								
S-103								
S-105	Ground Operated LBS	1200		need data	Good condition. Mfgr Siemens.	2018	NC	GOOD
S-106	Ground Operated LBS	627		need data	Good condition. Mfgr Siemens.	2018	NO	GOOD
S-107	Ground Operated LBS	1084		need data	Good condition. Mfgr Siemens	2018	NC	GOOD
S-109	In-line	1188		need data	Starting to develop greensih oxidation film on connectors.	2018	NC	GOOD

Switch Data To Be Recorded During Upcoming Maintenance Cycle

Boom truck Inspected

APPENDIX D

115KV MTS STATION ASSET REGISTER

HYDRO HAWKESBURY 115kV MTS SUBSTATION - ASSET REGISTER

115kV Substation 'MTS'					
Equipment I.D.	Description	Quantity	Year of Installation	Comments	Asset Condition Index (ACI)
PRIMARY SIDE EQUIPMENT					
55T3-LBS 55T2-LBS	Motorized Vertical Load Break Switch Mfgr: Mindcore Technologies <u>Switch Model: AV214530</u> Serial: 1518-01-1/2/3, 1518-02-1/2/3 3000A, 145kV, 63kA, 550kV BIL Disconnect Motor Operator Model: MSO-5 Serial: 1518-01M-1/2/3, 1518-02M-1/2/3 125VDC, 5.11A	2	Manufactured: 2016 Installed: 2017		GOOD
55T3-L 55T2-L	SF6 Gas Circuit Switcher CPV2S Mfgr: Siemens 1200A, 145 kV, 38kV, 650kV BIL High Voltage Interrupter 1200A, 121kV, 31.5kIAC, 550kV BIL DWG NO. 72-465-364-401	2	Installed: 2017		GOOD
LA1-T3 LA1-T2	Station Classs Lightning Arrestor 84kV MCOV	2	Installed: 2017		GOOD
55T3	New Station Transformer Mfgr: Pennsylvania Transformer Technology Inc. Serial C-09062-5-1 15/20/25MVA, 3phase, ONAN/ONAF/ONAF 110-12.48/7.2kV, LTC ±15%, Z=10% ±7.5%	1	Manufactured: 2014 Installed: 2017		GOOD
55T2	Old Station Transformer Mfgr: Moloney Electric 7.5/10/12.5MVA, 3phase, ONAN/ONAF/ONAF 110-12.48/7.2kV, LV LTC ±10%, Z=8.9%	1	Not known	-Degassed and OLTC overhauled 2010 - Old unit, needs regular maintainance/inspection	FAIR
Relay - Protection A	GE Multilin T35 Transformr Protection Relay	2	Jun-17	Inside P&C Building. Commissioned June 2017	GOOD
Relay- Protection B	SEL-551 Overcurrent Relay Reclosing Relay	2	Jun-17	Inside P&C Building. Commissioned June 2017	GOOD
RTAC	SEL-3530 Real-Time Automation Controller (RTAC)	1	Jun-17	For Telemetry With Hydro One	GOOD
SECONDARY SIDE EQUIPMENT					
LA2-T3 LA2-T2	Station Classs Lightning Arrestor 8.4kV MCOV	2	Installed 2017		GOOD

HYDRO HAWKESBURY 115kV MTS SUBSTATION - ASSET REGISTER

115kV Substation 'MTS'					
Equipment I.D.	Description	Quantity	Year of Installation	Comments	Asset Condition Index (ACI)
12.5kV Station Switch 55T2-B (BUS2) 55T3-B (BUS1) 55B1-B2(TIE)	Load Break Switch Mfgr: S&C Catalogue No.:43202B-B Load Interrupter Alduti Type 12.5kV, 1200A, ?BIL, ?kA	3	Installation date unknown	Old installation. The drawings showed 55T3-B to be upgraded to a 2000A switch as it is being fed from a large transformer.	FAIR
BUS B1, BUS B2	12.5kV Bus Structure	1	Installation date unknown	Bus structure is old installation. Showing signs of greenish film build up. Test for section loss.	FAIR
12.5kV Station Switches 55F1S-B 55F1S-L 55F2S-B 55F2S-L 55F3S-B 55F3S-L	Recloser By-pass, Isolation Switches Vertical Break Switch 12.5kV, xxAmps, xx BIL	6	Old installtion, date unknown	Signs of greenish film built-up on blades. Keep close inspections. (Specs to be confirmed)	FAIR
55B1PT 55B2PT	Instrument Transformers (PT) VEF 15-20 Single Pole Voltage Transformer Ratio 60:1 7200V/124706 Y V Mfgr: RITZ	6	2004	No visual discrepancies observed.	GOOD
CT 3.2 CT 2.3	Instrument Transformers (CT) GIFU 15-01 Current Transformer Ratio 600:5 300/600A Mfgr: RITZ	6	2004	No visual discrepancies observed	GOOD
CT 2.2	Instrument Transformers (CT) GIFD Donut Style Current Transformer Ratio 1600/2000:5 Mfgr: RITZ (Model TBC)	3	2004 (TBC)	No visual discrepancies observed	GOOD
SS1 SS2	Station Service Transformers Mfgr: GE 7200/120/240V 10kVA	2	1967 (TBC)	Old transformers, showing signs of rust buildup on the buckets.	FAIR

HYDRO HAWKESBURY 115kV MTS SUBSTATION - ASSET REGISTER

115kV Substation 'MTS'					
Equipment I.D.	Description	Quantity	Year of Installation	Comments	Asset Condition Index (ACI)
55F1 Recloser	Recloser - Feeder 55F1 Mfgr: Cooper Power Systems Control Type: Kyle, F6-P2A (Form-6) Serial No. CP571 190776 Recloser Type: Kyle, WVE Serial No. 4798 38kV, 8kA, 560A, BIL 150kV	1	Control System :08-09 Recloser: 07-91	Needs to be regularly inspected and maintained. Has a lower fault current rating as compared to other reclosers. Prioritize inspection.	FAIR
55F2 Recloser	Recloser - Feeder 55F2 Mfgr: Cooper Power Systems Control Type: Kyle, F6-P2A (Form-6) Serial No. CP571 190810 Recloser Type: Kyle, VWVE-27 Serial No. 13534 27kV, 12kA, 560A, BIL 125kV	1	Control System: 08-09 Recloser: 08-96	Needs to be regularly inspected and maintained	GOOD
55F3 Recloser	Recloser - Feeder 55F3 Mfgr: Cooper Power Systems Control Type: Kyle, F6-P2A (Form-6) Serial No. CP571 054078 Recloser Type: Kyle, VWVE-27 Serial No. 014813 27kV, 12kA, 560A, BIL 125kV	1	Control System: 08-06 Recloser: 07-97	Needs to be regularly inspected and maintained	GOOD
Battery Bank	<u>Control Panel/Charger:</u> Primax Technologies P4500 Series Input: 240V, 23A, 1Ph., 60Hz Output: 125V, 20A <u>Battery Bank:</u> Mfgr: BAE Secura OPzV 12V 2 OPzV 100 x 10 blocks 1.75 V/Cell VRLA-GEL batteries Capacity 100Ah	1x10 Blocks	Installed 12-2013	*Operational Life: 20 yrs at 20 degree C 10 yrs at 30 degree C, 5 yrs at 40 degree C * Needs Capacity Testing to Verify Sufficient Battery Bank capacities.	FAIR
Miscellaneous	Yard Area		2017	New concrete pads and grounding stone insulation. Vegetation starting to built up	GOOD
	Fence		2017	Fence is repaired during station upgrades	GOOD

APPENDIX E

44KV MS STATION ASSET REGISTER

HYDRO HAWKESBURY 115kV MTS SUBSTATION - ASSET REGISTER

115kV Substation 'MTS'					
Equipment I.D.	Description	Quantity	Year of Installation	Comments	Asset Condition Index (ACI)
PRIMARY SIDE EQUIPMENT					
55T3-LBS 55T2-LBS	Motorized Vertical Load Break Switch Mfgr: Mindcore Technologies <u>Switch Model: AV214530</u> Serial: 1518-01-1/2/3, 1518-02-1/2/3 3000A, 145kV, 63kA, 550kV BIL Disconnect Motor Operator Model: MSO-5 Serial: 1518-01M-1/2/3, 1518-02M-1/2/3 125VDC, 5.11A	2	Manufactured: 2016 Installed: 2017		GOOD
55T3-L 55T2-L	SF6 Gas Circuit Switcher CPV2S Mfgr: Siemens 1200A, 145 kV, 38kV, 650kV BIL High Voltage Interrupter 1200A, 121kV, 31.5kIAC, 550kV BIL DWG NO. 72-465-364-401	2	Installed: 2017		GOOD
LA1-T3 LA1-T2	Station Classs Lightning Arrestor 84kV MCOV	2	Installed: 2017		GOOD
55T3	New Station Transformer Mfgr: Pennsylvania Transformer Technology Inc. Serial C-09062-5-1 15/20/25MVA, 3phase, ONAN/ONAF/ONAF 110-12.48/7.2kV, LTC ±15%, Z=10% ±7.5%	1	Manufactured: 2014 Installed: 2017		GOOD
55T2	Old Station Transformer Mfgr: Moloney Electric 7.5/10/12.5MVA, 3phase, ONAN/ONAF/ONAF 110-12.48/7.2kV, LV LTC ±10%, Z=8.9%	1	Not known	-Degassed and OLTC overhauled 2010 - Old unit, needs regular maintainance/inspection	FAIR
Relay - Protection A	GE Multilin T35 Transformr Protection Relay	2	Jun-17	Inside P&C Building. Commissioned June 2017	GOOD
Relay- Protection B	SEL-551 Overcurrent Relay Reclosing Relay	2	Jun-17	Inside P&C Building. Commissioned June 2017	GOOD
RTAC	SEL-3530 Real-Time Automation Controller (RTAC)	1	Jun-17	For Telemetry With Hydro One	GOOD
SECONDARY SIDE EQUIPMENT					
LA2-T3 LA2-T2	Station Classs Lightning Arrestor 8.4kV MCOV	2	Installed 2017		GOOD

HYDRO HAWKESBURY 115kV MTS SUBSTATION - ASSET REGISTER

115kV Substation 'MTS'					
Equipment I.D.	Description	Quantity	Year of Installation	Comments	Asset Condition Index (ACI)
12.5kV Station Switch 55T2-B (BUS2) 55T3-B (BUS1) 55B1-B2(TIE)	Load Break Switch Mfgr: S&C Catalogue No.:43202B-B Load Interrupter Alduti Type 12.5kV, 1200A, ?BIL, ?kA	3	Installation date unknown	Old installation. The drawings showed 55T3-B to be upgraded to a 2000A switch as it is being fed from a large transformer.	FAIR
BUS B1, BUS B2	12.5kV Bus Structure	1	Installation date unknown	Bus structure is old installation. Showing signs of greenish film build up. Test for section loss.	FAIR
12.5kV Station Switches 55F1S-B 55F1S-L 55F2S-B 55F2S-L 55F3S-B 55F3S-L	Recloser By-pass, Isolation Switches Vertical Break Switch 12.5kV, xxAmps, xx BIL	6	Old installtion, date unknown	Signs of greenish film built-up on blades. Keep close inspections. (Specs to be confirmed)	FAIR
55B1PT 55B2PT	Instrument Transformers (PT) VEF 15-20 Single Pole Voltage Transformer Ratio 60:1 7200V/124706 Y V Mfgr: RITZ	6	2004	No visual discrepancies observed.	GOOD
CT 3.2 CT 2.3	Instrument Transformers (CT) GIFU 15-01 Current Transformer Ratio 600:5 300/600A Mfgr: RITZ	6	2004	No visual discrepancies observed	GOOD
CT 2.2	Instrument Transformers (CT) GIFD Donut Style Current Transformer Ratio 1600/2000:5 Mfgr: RITZ (Model TBC)	3	2004 (TBC)	No visual discrepancies observed	GOOD
SS1 SS2	Station Service Transformers Mfgr: GE 7200/120/240V 10kVA	2	1967 (TBC)	Old transformers, showing signs of rust buildup on the buckets.	FAIR

HYDRO HAWKESBURY 115kV MTS SUBSTATION - ASSET REGISTER

115kV Substation 'MTS'					
Equipment I.D.	Description	Quantity	Year of Installation	Comments	Asset Condition Index (ACI)
55F1 Recloser	Recloser - Feeder 55F1 Mfgr: Cooper Power Systems Control Type: Kyle, F6-P2A (Form-6) Serial No. CP571 190776 Recloser Type: Kyle, WVE Serial No. 4798 38kV, 8kA, 560A, BIL 150kV	1	Control System :08-09 Recloser: 07-91	Needs to be regularly inspected and maintained. Has a lower fault current rating as compared to other reclosers. Prioritize inspection.	FAIR
55F2 Recloser	Recloser - Feeder 55F2 Mfgr: Cooper Power Systems Control Type: Kyle, F6-P2A (Form-6) Serial No. CP571 190810 Recloser Type: Kyle, VWVE-27 Serial No. 13534 27kV, 12kA, 560A, BIL 125kV	1	Control System: 08-09 Recloser: 08-96	Needs to be regularly inspected and maintained	GOOD
55F3 Recloser	Recloser - Feeder 55F3 Mfgr: Cooper Power Systems Control Type: Kyle, F6-P2A (Form-6) Serial No. CP571 054078 Recloser Type: Kyle, VWVE-27 Serial No. 014813 27kV, 12kA, 560A, BIL 125kV	1	Control System: 08-06 Recloser: 07-97	Needs to be regularly inspected and maintained	GOOD
Battery Bank	<u>Control Panel/Charger:</u> Primax Technologies P4500 Series Input: 240V, 23A, 1Ph., 60Hz Output: 125V, 20A <u>Battery Bank:</u> Mfgr: BAE Secura OPzV 12V 2 OPzV 100 x 10 blocks 1.75 V/Cell VRLA-GEL batteries Capacity 100Ah	1x10 Blocks	Installed 12-2013	*Operational Life: 20 yrs at 20 degree C 10 yrs at 30 degree C, 5 yrs at 40 degree C * Needs Capacity Testing to Verify Sufficient Battery Bank capacities.	FAIR
Miscellaneous	Yard Area		2017	New concrete pads and grounding stone insulation. Vegetation starting to built up	GOOD
	Fence		2017	Fence is repaired during station upgrades	GOOD

APPENDIX F

SWITCH INSPECTION SHEET

**Overhead Inspection Form _ Switches
Hawkesbury Hydro Inc.**

Area: _____

Date: _____ Time: _____

Switch# _____

Pole# _____

Description: (Type of switch, nameplate rating etc)

Checklist

NC / NO	
Coorrosion of steel hardware or operating rod	
Mechanical Deterioraiton of linkages	
Switch blades falling out of alignment	
Loose connection	
Non functional pad locks	
Insulator Damage	
Missing Ground Connection	
Missing nameplate	
Hot Spots (Infrared camera)	

Other details :

APPENDIX G

MAINTENANCE SPECIFICATIONS FOR 115KV AND 44KV SUBSTATION EQUIPMENT
(PROVIDED SEPARATELY)