



Choose Your Utility:

Lakeland Power Distribution Ltd.	.
London Hydro Inc.	.

Application Type: IRM3
 OEB Application #: EB-2011-0181
 LDC Licence #: ED-2002-0567

Application Contact Information

Name: Mike Chase

Title: Director of Finance and Regulatory

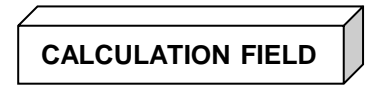
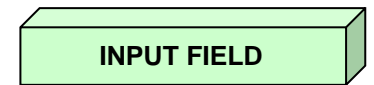
Phone Number: 519-661-5800 Ext. 5750

Email Address: chasem@londonhydro.com

We are applying for rates effective: May 1, 2012

Please indicate the version of Microsoft Excel that you are currently using: Excel 2003

Legend



Copyright

This Workbook Model is protected by copyright and is being made available to you solely for the purpose of filing your IRM application. You may use and copy this model for that purpose, and provide a copy of this model to any person that is advising or assisting you in that regard. Except as indicated above, any copying, reproduction, publication, sale, adaptation, translation, modification, reverse engineering or other use or dissemination of this model without the express written consent of the Ontario Energy Board is prohibited. If you provide a copy of this model to a person that is advising or assisting you in preparing the application or reviewing your draft rate order, you must ensure that the person understands and agrees to the restrictions noted above.

While this model has been provided in Excel format and is required to be filed with the applications, the onus remains on



London Hydro Inc. - EB-2011-0181

Table of Contents

1. [Info](#)
2. [Table of Contents](#)
3. [Rate Classes](#)
4. [Current Monthly Fixed Charges](#)
5. [Current Distribution Volumetric Rates](#)
6. [Current Volumetric Rate Riders](#)
7. [Current RTSR-Network Rates](#)
8. [Current RTSR-Connection Rates](#)
9. [2012 Continuity Schedule for Deferral and Variance Accounts](#)
10. [Deferral/Variance Accounts - Billing Determinants](#)
11. [Deferral/Variance Accounts - Cost Allocation](#)
12. [Deferral/Variance Accounts - Calculation of Rate Riders](#)
13. [Proposed Monthly Fixed Charges](#)
14. [Proposed Volumetric Rate Riders](#)
15. [Proposed RTSR-Network Rates](#)
16. [Proposed RTSR-Connection Rates](#)
17. [Adjustments for Revenue/Cost Ratio and GDP-IPI - X](#)
18. [Loss Factors - Current and Proposed \(if applicable\)](#)
19. [Other Charges](#)
20. [2012 Final Tariff of Rates and Charges](#)
21. [Bill Impacts](#)



Ontario Energy Board

**3RD Generation Incentive
Regulation Model**

London Hydro Inc. - EB-2011-0181

Select the appropriate rate classes as they appear on your most recent Board-Approved Tariff of Rates and Charges.

Note: The microFIT class does not exist in the drop-down menu below as it will automatically be inserted into your proposed Tariff Schedule.

Rate Class

Residential
General Service Less Than 50 kW
General Service 50 to 4,999 kW
General Service 50 to 4,999 kW (CoGeneration)
Standby Power
Large Use
Unmetered Scattered Load
Sentinel Lighting
Street Lighting
Choose Rate Class
Choose Rate Class
Choose Rate Class
Choose Rate Class
Choose Rate Class
Choose Rate Class
Choose Rate Class
Choose Rate Class
Choose Rate Class
Choose Rate Class
Choose Rate Class
Choose Rate Class
Choose Rate Class
Choose Rate Class
Choose Rate Class
Choose Rate Class
Choose Rate Class



Ontario Energy Board

**3RD Generation Incentive
Regulation Model**

London Hydro Inc. - EB-2011-0181

Please note that unlike the Distribution Volumetric Rates, which will be entered in the following two tabs, all current Monthly Fixed Charges, including the base charges, must be entered on this tab. Please enter the descriptions of the current Monthly Fix Charges exactly as they appear on your most recent Board-Approved Tariff of Rates and Charges by using the drop-down menus under the column labeled "Rate Description". If the description is not found in the drop-down menu, please enter the description in the green cells under the correct class exactly as it appears on the tariff. Once a description is selected or entered into the green cells, the input cells for the "Unit", "Amount", and "Effective Date" will appear. Please note that the base Monthly Fixed Charge is identified in the drop-down list as a "Service Charge" to coincide with the description on the tariff. Please do not enter more than one "Service Charge" for each class for which a base monthly fixed charge applies. **Note: Do not enter Standard Supply Service Rate. The rate will appear automatically on the final Tariff of Rates and Charges.

Rate Description	Unit	Amount	Effective Until Date
Residential			
Service Charge	\$	12.61	
Smart Meter Funding Adder	\$	1.46	April 30, 2012
Rate Rider for Recovery of Late Payment Penalty Litigation Costs	\$	0.18	April 30, 2012
General Service Less Than 50 kW			
Service Charge	\$	29.32	
Smart Meter Funding Adder	\$	1.46	April 30, 2012
Rate Rider for Recovery of Late Payment Penalty Litigation Costs	\$	0.51	April 30, 2012
General Service 50 to 4,999 kW			
Service Charge	\$	290.16	
Smart Meter Funding Adder	\$	1.46	April 30, 2012
Rate Rider for Recovery of Late Payment Penalty Litigation Costs	\$	3.90	April 30, 2012
General Service 50 to 4,999 kW (CoGeneration)			
Service Charge	\$	2276.36	
Smart Meter Funding Adder	\$	1.46	April 30, 2012
Rate Rider for Recovery of Late Payment Penalty Litigation Costs	\$	123.91	April 30, 2012
Large Use			
Service Charge	\$	20458.75	
Smart Meter Funding Adder	\$	1.46	April 30, 2012
Rate Rider for Recovery of Late Payment Penalty Litigation Costs	\$	213.36	April 30, 2012
Unmetered Scattered Load			
Service Charge (per connection)	\$	1.41	
Rate Rider for Recovery of Late Payment Penalty Litigation Costs	\$	0.03	April 30, 2012

Sentinel Lighting

Service Charge (per connection)

\$ 3.11

Rate Rider for Recovery of Late Payment Penalty Litigation Costs

\$ 0.01

April 30, 2012

Street Lighting

Service Charge (per connection)

\$ 1.38

Rate Rider for Recovery of Late Payment Penalty Litigation Costs

\$ 0.01

April 30, 2012

Standby Power



Ontario Energy Board

**3RD Generation Incentive
Regulation Model**

London Hydro Inc. - EB-2011-0181

For each class, please enter the base Distribution Volumetric Rates ("DVR") from your most recent Board-Approved Tariff of Rates and Charges by using the drop-down menus and input cells in columns labeled "Unit" and "Amount".

Rate Description	Unit	Amount
Residential	\$/kWh	0.01420
General Service Less Than 50 kW	\$/kWh	0.00910
General Service 50 to 4,999 kW	\$/kW	1.60810
General Service 50 to 4,999 kW (CoGeneration)	\$/kW	3.97130
Large Use	\$/kW	2.25930
Unmetered Scattered Load	\$/kWh	0.01170
Sentinel Lighting	\$/kW	10.04780
Street Lighting	\$/kW	7.04820
Standby Power	\$/kW	2.37330

Large Use

Rate Rider for Tax Change

\$/kW

(0.03650)

April 30, 2012

Unmetered Scattered Load

Rate Rider for Tax Change

\$/kWh

(0.00010)

April 30, 2012

Sentinel Lighting

Rate Rider for Tax Change

\$/kW

(0.18980)

April 30, 2012

Street Lighting

Rate Rider for Tax Change

\$/kW

(0.13530)

April 30, 2012



Ontario Energy Board

**3RD Generation Incentive
Regulation Model**

London Hydro Inc. - EB-2011-0181

Please enter your RTS-Network Rates from your most recent Board-Approved Tariff of Rates and Charges by using the drop-down menus under the column labeled "Rate Description". If the description is not found in the drop-down menu, please enter the description in the green cells under the correct classes exactly as it appears on the tariff.

Rate Description	Unit	Amount
Residential		
Retail Transmission Rate – Network Service Rate	\$/kWh	0.00620
General Service Less Than 50 kW		
Retail Transmission Rate – Network Service Rate	\$/kWh	0.00580
General Service 50 to 4,999 kW		
Retail Transmission Rate – Network Service Rate	\$/kW	2.03640
Retail Transmission Rate – Network Service Rate – Interval Metered	\$/kW	2.61140
General Service 50 to 4,999 kW (CoGeneration)		
Retail Transmission Rate – Network Service Rate	\$/kW	3.01460
Large Use		
Retail Transmission Rate – Network Service Rate	\$/kW	2.67500
Unmetered Scattered Load		
Retail Transmission Rate – Network Service Rate	\$/kWh	0.00580
Sentinel Lighting		
Retail Transmission Rate – Network Service Rate	\$/kW	1.79550
Street Lighting		
Retail Transmission Rate – Network Service Rate	\$/kW	1.79310
Standby Power		



Ontario Energy Board

**3RD Generation Incentive
Regulation Model**

London Hydro Inc. - EB-2011-0181

Please enter your RTS-Connection Rates from your most recent Board-Approved Tariff of Rates and Charges by using the drop-down menus under the column labeled "Rate Description". If the description is not found in the drop-down menu, please enter the description in the green cells under the correct classes exactly as it appears on the tariff.

Rate Description	Unit	Amount
Residential		
Retail Transmission Rate – Line and Transformation Connection Service Rate	\$/kWh	0.00500
General Service Less Than 50 kW		
Retail Transmission Rate – Line and Transformation Connection Service Rate	\$/kWh	0.00440
General Service 50 to 4,999 kW		
Retail Transmission Rate – Line and Transformation Connection Service Rate	\$/kW	1.63010
Retail Transmission Rate – Line and Transformation Connection Service Rate – Interval Metered	\$/kW	2.27150
General Service 50 to 4,999 kW (CoGeneration)		
Retail Transmission Rate – Line and Transformation Connection Service Rate	\$/kW	2.40280
Large Use		
Retail Transmission Rate – Line and Transformation Connection Service Rate	\$/kW	2.27150
Unmetered Scattered Load		
Retail Transmission Rate – Line and Transformation Connection Service Rate	\$/kWh	0.00440
Sentinel Lighting		
Retail Transmission Rate – Line and Transformation Connection Service Rate	\$/kW	1.43720
Street Lighting		
Retail Transmission Rate – Line and Transformation Connection Service Rate	\$/kW	1.43540
Standby Power		



Ontario Energy Board
**3RD Generation Incentive
 Regulation Model**

London Hydro Inc. - EB-2011-0181

Please complete the following continuity schedule for your Group 1 Deferral / Variance Accounts, Account 1521 and Account 1562. Enter information into green cells only. Lines 51-61 contain footnotes and further instructions.

If you have received approval to dispose of balances from prior years, the starting point for entries in the 2012 DVA schedule below will be the balance sheet date as per your G/L for which you received approval. For example, if in the 2011 EDR process (CoS or IRM) you received approval for the December 31, 2009 balances, the starting point for your entries below should be the adjustment column AV for principal and column BA for interest. This will allow for the correct starting point for the 2010 opening balance columns (for both principal and interest) without requiring entries dating back to the beginning of the continuity schedule ie: Jan 1, 2005.

Account Descriptions	Account Number	2005									
		Opening Principal Amounts as of Jan-1-05	Transactions Debit / (Credit) during 2005 excluding interest and adjustments ⁵	Board-Approved Disposition during 2005	Adjustments during 2005 - other ³	Closing Principal Balance as of Dec-31-05	Opening Interest Amounts as of Jan-1-05	Interest Jan-1 to Dec-31-05	Board-Approved Disposition during 2005	Adjustments during 2005 - other ³	Closing Interest Amounts as of Dec-31-05
Group 1 Accounts											
LV Variance Account	1550					\$ -					\$ -
RSVA - Wholesale Market Service Charge	1580					\$ -					\$ -
RSVA - Retail Transmission Network Charge	1584					\$ -					\$ -
RSVA - Retail Transmission Connection Charge	1586					\$ -					\$ -
RSVA - Power (excluding Global Adjustment)	1588					\$ -					\$ -
RSVA - Power - Sub-Account - Global Adjustment	1588					\$ -					\$ -
Recovery of Regulatory Asset Balances	1590					\$ -					\$ -
Disposition and Recovery of Regulatory Balances (2008) ⁷	1595					\$ -					\$ -
Disposition and Recovery of Regulatory Balances (2009) ⁷	1595					\$ -					\$ -
Group 1 Sub-Total (including Account 1588 - Global Adjustment)		\$ -	\$ -	\$ -	\$ -	\$ -	\$ -	\$ -	\$ -	\$ -	\$ -
Group 1 Sub-Total (excluding Account 1588 - Global Adjustment)		\$ -	\$ -	\$ -	\$ -	\$ -	\$ -	\$ -	\$ -	\$ -	\$ -
RSVA - Power - Sub-Account - Global Adjustment	1588	\$ -	\$ -	\$ -	\$ -	\$ -	\$ -	\$ -	\$ -	\$ -	\$ -
Special Purpose Charge Assessment Variance Account	1521										
Deferred Payments in Lieu of Taxes	1562										
Group 1 Total + 1521 + 1562		\$ -	\$ -	\$ -	\$ -	\$ -	\$ -	\$ -	\$ -	\$ -	\$ -
The following is not included in the total claim but are included on a memo basis:											
Board-Approved CDM Variance Account	1567										
PILs and Tax Variance for 2006 and Subsequent Years (excludes sub-account and contra account below)	1592										
PILs and Tax Variance for 2006 and Subsequent Years - Sub-Account HST/OVAT Input Tax Credits (ITCs)	1592										
PILs and Tax Variance for 2006 and Subsequent Years - Sub-Account HST/OVAT Contra Account	1592					\$ -					\$ -
Disposition and Recovery of Regulatory Balances ⁷	1595					\$ -					\$ -

For all Board-Approved dispositions, please ensure that the disposition amount has the same sign (e.g: debit balances are to have a positive figure and credit balance are to have a negative figure) as per the related Board decision.

¹ Applicants may wish to propose kWh as the allocator for account 1521 pending a final decision of the Board
² Provide supporting statement indicating whether due to denial of costs in 2006 EDR by the Board, 10% transition costs write-off, etc.
^{2A} Adjustments instructed by the Board include deferral/variance account balances moved to Account 1590 as a result of the 2006 EDR and account 1595 during the 2008 EDR and subsequent years as ordered by the Board.
³ Please provide explanations for the nature of the adjustments. If the adjustment relates to previously Board Approved disposed balances, please provide amounts for adjustments and include supporting documentations.
⁴ Although the Global Adjustment Account is not reported separately under 2.1.7, please provide a breakdown in rows 28 and 29.
⁵ For RSVA accounts only, report the net variance to the account during the year. For all other accounts, record the transactions during the year.
⁶ If the LDC's 2011 rate year started January 1, the projected interest is recorded from January 1, 2011 to December 31, 2011 on the December 31, 2010 balance adjusted for the disposed balances approved by the Board in the 2011 rate decision. If the LDC's 2011 rate year started May 1, the projected interest is recorded from January 1, 2011 to April 30, 11 on the December 31, 2010 balance. The projected interest is recorded from May 1, 2011 to April 30, 2012 on the December 31, 2010 balance adjusted for the disposed balances approved by the Board in the 2011 rate decision.
⁷ Include Account 1595 as part of Group 1 accounts (line 31) for review and disposition if the recovery (or refund) period has been completed, and the audited financial statements support the underlying residual balance in account 1595. If the recovery (or refund) period has not been completed, include the balances in Account 1595 on a memo basis only (line 49).



Please complete the following continuity schedule for your Group 1 Deferral / Variance Accounts, Account 1521 and other notes and further instructions.

If you have received approval to dispose of balances from prior years, the starting point for entries in the 2012 schedule should be the date of the approval. For example, if in the 2011 EDR process (CoS or IRM) you received approval for the December 31, 2010 adjustment column AV for principal and column BA for interest. This will allow for the correct starting point for entries requiring entries dating back to the beginning of the continuity schedule i.e. Jan 1, 2005.

		2006										
Account Descriptions	Account Number	Opening Principal Amounts as of Jan-1-06	Transactions Debit / (Credit) during 2006 excluding interest and adjustments ⁵	Board-Approved Disposition during 2006 ^{2, 2A}	Adjustments during 2006 - other ³	Closing Principal Balance as of Dec-31-06	Opening Interest Amounts as of Jan-1-06	Interest Jan-1 to Dec-31-06	Board-Approved Disposition during 2006 ^{2, 2A}	Adjustments during 2006 - other ³	Closing Interest Amounts as of Dec-31-06	
Group 1 Accounts												
LV Variance Account	1550	\$ -				\$ -	\$ -				\$ -	
RSVA - Wholesale Market Service Charge	1580	\$ -				\$ -	\$ -				\$ -	
RSVA - Retail Transmission Network Charge	1584	\$ -				\$ -	\$ -				\$ -	
RSVA - Retail Transmission Connection Charge	1586	\$ -				\$ -	\$ -				\$ -	
RSVA - Power (excluding Global Adjustment)	1588	\$ -				\$ -	\$ -				\$ -	
RSVA - Power - Sub-Account - Global Adjustment	1588	\$ -				\$ -	\$ -				\$ -	
Recovery of Regulatory Asset Balances	1590	\$ -				\$ -	\$ -				\$ -	
Disposition and Recovery of Regulatory Balances (2008) ⁷	1595	\$ -				\$ -	\$ -				\$ -	
Disposition and Recovery of Regulatory Balances (2009) ⁷	1595	\$ -				\$ -	\$ -				\$ -	
Group 1 Sub-Total (including Account 1588 - Global Adjustment)		\$ -	\$ -	\$ -	\$ -	\$ -	\$ -	\$ -	\$ -	\$ -	\$ -	
Group 1 Sub-Total (excluding Account 1588 - Global Adjustment)		\$ -	\$ -	\$ -	\$ -	\$ -	\$ -	\$ -	\$ -	\$ -	\$ -	
RSVA - Power - Sub-Account - Global Adjustment	1588	\$ -	\$ -	\$ -	\$ -	\$ -	\$ -	\$ -	\$ -	\$ -	\$ -	
Special Purpose Charge Assessment Variance Account	1521											
Deferred Payments in Lieu of Taxes	1562										\$ -	
Group 1 Total + 1521 + 1562		\$ -	\$ -	\$ -	\$ -	\$ -	\$ -	\$ -	\$ -	\$ -	\$ -	
The following is not included in the total claim but are included on a memo basis:												
Board-Approved CDM Variance Account	1567											
PILs and Tax Variance for 2006 and Subsequent Years (excludes sub-account and contra account below)	1592											
PILs and Tax Variance for 2006 and Subsequent Years - Sub-Account HST/OVAT Input Tax Credits (ITCs)	1592											
PILs and Tax Variance for 2006 and Subsequent Years - Sub-Account HST/OVAT Contra Account	1592	\$ -				\$ -	\$ -				\$ -	
Disposition and Recovery of Regulatory Balances ⁷	1595	\$ -				\$ -	\$ -				\$ -	

For all Board-Approved dispositions, please ensure that the disposition amount has the same sign (positive or negative) as per the related Board decision.

Applicants may wish to propose kWh as the allocator for account 1521 pending a final decision of the Board. Provide supporting statement indicating whether due to denial of costs in 2006 EDR by the Board, 10% transition costs were recorded in account 1521. Adjustments Instructed by the Board include deferral/variance account balances moved to Account 1590 as a result of the Board's decision. Please provide explanations for the nature of the adjustments. If the adjustment relates to previously Board Approved dispositions, please provide a breakdown in rows 28-30. Although the Global Adjustment Account is not reported separately under 2.1.7, please provide a breakdown in rows 28-30. For RSVA accounts only, report the net variance to the account during the year. For all other accounts, record the transactions in the LDC's 2011 rate year started January 1, the projected interest is recorded from January 1, 2011 to December 31, 2011. If the LDC's 2011 rate year started May 1, the projected interest is recorded from January 1, 2011 to April 30, 2012 on the December 31, 2010 balance adjusted for the disposed balances applicable to the period from May 1, 2011 to April 30, 2012. Include Account 1595 as part of Group 1 accounts (line 31) for review and disposition if the recovery (or refund) period has not been completed. Support the underlying residual balance in account 1595. If the recovery (or refund) period has not been completed, include the amount in account 1595.



London Hydro Inc. - EB-2011-0181

Please complete the following continuity schedule for your Group 1 Deferral / Variance Accounts, Account 1521 and footnotes and further instructions.

If you have received approval to dispose of balances from prior years, the starting point for entries in the 2012 schedule should be the date of the approval. For example, if in the 2011 EDR process (CoS or IRM) you received approval for the December 31, 2010 adjustment column AV for principal and column BA for interest. This will allow for the correct starting point for entries requiring entries dating back to the beginning of the continuity schedule i.e. Jan 1, 2005.

Account Descriptions	Account Number	2007									
		Opening Principal Amounts as of Jan-1-07	Transactions Debit / (Credit) during 2007 excluding interest and adjustments ⁵	Board-Approved Disposition during 2007	Adjustments during 2007 - other ³	Closing Principal Balance as of Dec-31-07	Opening Interest Amounts as of Jan-1-07	Interest Jan-1 to Dec-31-07	Board-Approved Disposition during 2007	Adjustments during 2007 - other ³	Closing Interest Amounts as of Dec-31-07
Group 1 Accounts											
LV Variance Account	1550	\$ -				\$ -	\$ -			\$ -	
RSVA - Wholesale Market Service Charge	1580	\$ -				\$ -	\$ -			\$ -	
RSVA - Retail Transmission Network Charge	1584	\$ -				\$ -	\$ -			\$ -	
RSVA - Retail Transmission Connection Charge	1586	\$ -				\$ -	\$ -			\$ -	
RSVA - Power (excluding Global Adjustment)	1588	\$ -				\$ -	\$ -			\$ -	
RSVA - Power - Sub-Account - Global Adjustment	1588	\$ -				\$ -	\$ -			\$ -	
Recovery of Regulatory Asset Balances	1590	\$ -				\$ -	\$ -			\$ -	
Disposition and Recovery of Regulatory Balances (2008) ⁷	1595	\$ -				\$ -	\$ -			\$ -	
Disposition and Recovery of Regulatory Balances (2009) ⁷	1595	\$ -				\$ -	\$ -			\$ -	
Group 1 Sub-Total (including Account 1588 - Global Adjustment)		\$ -	\$ -	\$ -	\$ -	\$ -	\$ -	\$ -	\$ -	\$ -	
Group 1 Sub-Total (excluding Account 1588 - Global Adjustment)		\$ -	\$ -	\$ -	\$ -	\$ -	\$ -	\$ -	\$ -	\$ -	
RSVA - Power - Sub-Account - Global Adjustment	1588	\$ -	\$ -	\$ -	\$ -	\$ -	\$ -	\$ -	\$ -	\$ -	
Special Purpose Charge Assessment Variance Account											
	1521										
Deferred Payments in Lieu of Taxes											
	1562	\$ -				\$ -	\$ -			\$ -	
Group 1 Total + 1521 + 1562		\$ -	\$ -	\$ -	\$ -	\$ -	\$ -	\$ -	\$ -	\$ -	
The following is not included in the total claim but are included on a memo basis:											
Board-Approved CDM Variance Account	1567										
PILs and Tax Variance for 2006 and Subsequent Years (excludes sub-account and contra account below)	1592										
PILs and Tax Variance for 2006 and Subsequent Years - Sub-Account HST/OVAT Input Tax Credits (ITCs)	1592										
PILs and Tax Variance for 2006 and Subsequent Years - Sub-Account HST/OVAT Contra Account	1592	\$ -				\$ -	\$ -			\$ -	
Disposition and Recovery of Regulatory Balances ⁷	1595	\$ -				\$ -	\$ -			\$ -	

For all Board-Approved dispositions, please ensure that the disposition amount has the same sign (positive or negative) as per the related Board decision.

Applicants may wish to propose kWh as the allocator for account 1521 pending a final decision of the Board. Provide supporting statement indicating whether due to denial of costs in 2006 EDR by the Board, 10% transition costs adjustments instructed by the Board include deferral/variance account balances moved to Account 1590 as a result of the adjustments. Please provide explanations for the nature of the adjustments. If the adjustment relates to previously Board Approved dispositions, please provide a breakdown in rows 28-31. Although the Global Adjustment Account is not reported separately under 2.1.7, please provide a breakdown in rows 28-31. For RSVA accounts only, report the net variance to the account during the year. For all other accounts, record the transactions in the LDC's 2011 rate year started January 1, the projected interest is recorded from January 1, 2011 to December 31, 2011 in the 2011 rate decision. If the LDC's 2011 rate year started May 1, the projected interest is recorded from January 1, 2011 to April 30, 2012 on the December 31, 2010 balance adjusted for the disposed balances applicable to the period from May 1, 2011 to April 30, 2012. Include Account 1595 as part of Group 1 accounts (line 31) for review and disposition if the recovery (or refund) period has not been completed. Support the underlying residual balance in account 1595. If the recovery (or refund) period has not been completed, include the amount in account 1595.



Please complete the following continuity schedule for your Group 1 Deferral / Variance Accounts, Account 1521 and other accounts. Refer to the instructions and further instructions.

If you have received approval to dispose of balances from prior years, the starting point for entries in the 2012 schedule should be the date of the approval. For example, if in the 2011 EDR process (CoS or IRM) you received approval for the December 31, 2011 adjustment column AV for principal and column BA for interest. This will allow for the correct starting point for entries requiring entries dating back to the beginning of the continuity schedule (i.e. Jan 1, 2005).

		2008										
Account Descriptions	Account Number	Opening Principal Amounts as of Jan-1-08	Transactions Debit / (Credit) during 2008 excluding interest and adjustments ⁵	Board-Approved Disposition during 2008	Adjustments during 2008 - other ³	Closing Principal Balance as of Dec-31-08	Opening Interest Amounts as of Jan-1-08	Interest Jan-1 to Dec-31-08	Board-Approved Disposition during 2008	Adjustments during 2008 - other ³	Closing Interest Amounts as of Dec-31-08	
Group 1 Accounts												
LV Variance Account	1550	\$ -	\$ 10,253			\$ 10,253	\$ -	\$ 520			\$ 520	
RSVA - Wholesale Market Service Charge	1580	\$ -	\$ 8,012,410			\$ 8,012,410	\$ -	\$ 351,865			\$ 351,865	
RSVA - Retail Transmission Network Charge	1584	\$ -	\$ 299,995			\$ 299,995	\$ -	\$ 202,411			\$ 202,411	
RSVA - Retail Transmission Connection Charge	1586	\$ -	\$ 1,042,852			\$ 1,042,852	\$ -	\$ 59,601			\$ 59,601	
RSVA - Power (excluding Global Adjustment)	1588	\$ -	\$ 2,308,474			\$ 2,308,474	\$ -	\$ 706,914			\$ 706,914	
RSVA - Power - Sub-Account - Global Adjustment	1588	\$ -	\$ 2,002,932			\$ 2,002,932	\$ -	\$ 20,904			\$ 20,904	
Recovery of Regulatory Asset Balances	1590	\$ -	\$ -			\$ -	\$ -	\$ -			\$ -	
Disposition and Recovery of Regulatory Balances (2008) ⁷	1595	\$ -	\$ -			\$ -	\$ -	\$ 458,614			\$ 458,614	
Disposition and Recovery of Regulatory Balances (2009) ⁷	1595	\$ -	\$ -			\$ -	\$ -	\$ -			\$ -	
Group 1 Sub-Total (including Account 1588 - Global Adjustment)		\$ -	\$ 9,050,556	\$ -	\$ -	\$ 9,050,556	\$ -	\$ 477,739	\$ -	\$ -	\$ 477,739	
Group 1 Sub-Total (excluding Account 1588 - Global Adjustment)		\$ -	\$ 11,053,488	\$ -	\$ -	\$ 11,053,488	\$ -	\$ 456,835	\$ -	\$ -	\$ 456,835	
RSVA - Power - Sub-Account - Global Adjustment	1588	\$ -	\$ 2,002,932	\$ -	\$ -	\$ 2,002,932	\$ -	\$ 20,904	\$ -	\$ -	\$ 20,904	
Special Purpose Charge Assessment Variance Account												
	1521											
Deferred Payments in Lieu of Taxes												
	1562	\$ -				\$ -	\$ -				\$ -	
Group 1 Total + 1521 + 1562		\$ -	\$ 9,050,556	\$ -	\$ -	\$ 9,050,556	\$ -	\$ 477,739	\$ -	\$ -	\$ 477,739	
The following is not included in the total claim but are included on a memo basis:												
Board-Approved CDM Variance Account	1567											
PILs and Tax Variance for 2006 and Subsequent Years (excludes sub-account and contra account below)	1592											
PILs and Tax Variance for 2006 and Subsequent Years - Sub-Account HST/OVAT Input Tax Credits (ITCs)	1592											
PILs and Tax Variance for 2006 and Subsequent Years - Sub-Account HST/OVAT Contra Account	1592	\$ -				\$ -	\$ -				\$ -	
Disposition and Recovery of Regulatory Balances ⁷	1595	\$ -				\$ -	\$ -				\$ -	

For all Board-Approved dispositions, please ensure that the disposition amount has the same sign (positive or negative) as per the related Board decision.

Applicants may wish to propose kWh as the allocator for account 1521 pending a final decision of the Board. Provide supporting statement indicating whether due to denial of costs in 2006 EDR by the Board, 10% transition costs were recorded in account 1521. Adjustments Instructed by the Board include deferral/variance account balances moved to Account 1590 as a result of the Board's decision. Please provide explanations for the nature of the adjustments. If the adjustment relates to previously Board Approved dispositions, please provide a breakdown in rows 28-30. Although the Global Adjustment Account is not reported separately under 2.1.7, please provide a breakdown in rows 28-30. For RSVA accounts only, report the net variance to the account during the year. For all other accounts, record the transactions in the LDC's 2011 rate year started January 1, the projected interest is recorded from January 1, 2011 to December 31, 2011 in the 2011 rate decision. If the LDC's 2011 rate year started May 1, the projected interest is recorded from January 1, 2011 to April 30, 2012 on the December 31, 2010 balance adjusted for the disposed balances applicable to the period from May 1, 2011 to April 30, 2012. Include Account 1595 as part of Group 1 accounts (line 31) for review and disposition if the recovery (or refund) period has not been completed. Support the underlying residual balance in account 1595. If the recovery (or refund) period has not been completed, include the amount in account 1595.



London Hydro Inc. - EB-2011-0181

Please complete the following continuity schedule for your Group 1 Deferral / Variance Accounts, Account 1521, and footnotes and further instructions.

If you have received approval to dispose of balances from prior years, the starting point for entries in the 2012 schedule should be the date of the approval. For example, if in the 2011 EDR process (CoS or IRM) you received approval for the December 31, 2010 adjustment column AV for principal and column BA for interest. This will allow for the correct starting point for entries requiring entries dating back to the beginning of the continuity schedule (i.e. Jan 1, 2005).

		2009										
Account Descriptions	Account Number	Opening Principal Amounts as of Jan-1-09	Transactions Debit / (Credit) during 2009 excluding interest and adjustments ⁵	Board-Approved Disposition during 2009	Adjustments during 2009 - other ³	Closing Principal Balance as of Dec-31-09	Opening Interest Amounts as of Jan-1-09	Interest Jan-1 to Dec-31-09	Board-Approved Disposition during 2009	Adjustments during 2009 - other ³	Closing Interest Amounts as of Dec-31-09	
Group 1 Accounts												
LV Variance Account	1550	\$ 10,253		\$ 10,875		\$ 622	\$ 520	\$ 102			\$ 622	
RSVA - Wholesale Market Service Charge	1580	-\$ 8,012,410	-\$ 639,178	-\$ 8,443,762		-\$ 207,826	-\$ 351,865	-\$ 82,110			-\$ 433,975	
RSVA - Retail Transmission Network Charge	1584	\$ 299,995	\$ 339,095	\$ 505,382		\$ 133,708	\$ 202,411	\$ 3,082			\$ 205,493	
RSVA - Retail Transmission Connection Charge	1586	-\$ 1,042,852	-\$ 440,008	-\$ 1,112,798		-\$ 370,062	-\$ 59,601	-\$ 12,205			-\$ 71,806	
RSVA - Power (excluding Global Adjustment)	1588	-\$ 2,308,474	-\$ 1,639,173	-\$ 3,040,110		-\$ 907,537	-\$ 706,914	-\$ 66,737			-\$ 773,651	
RSVA - Power - Sub-Account - Global Adjustment	1588	\$ 2,002,932	\$ 1,146,005	\$ 2,001,899		\$ 1,147,038	\$ 20,904	\$ 8,366			\$ 12,538	
Recovery of Regulatory Asset Balances	1590	\$ -				\$ -	\$ -				\$ -	
Disposition and Recovery of Regulatory Balances (2008) ⁷	1595	\$ -				\$ -	\$ 458,614	\$ -			\$ 458,614	
Disposition and Recovery of Regulatory Balances (2009) ⁷	1595	\$ -				\$ -	\$ -				\$ -	
Group 1 Sub-Total (including Account 1588 - Global Adjustment)		-\$ 9,050,556	-\$ 1,233,259	-\$ 10,078,514	\$ -	-\$ 205,301	-\$ 477,739	-\$ 149,502	\$ -	\$ -	-\$ 627,241	
Group 1 Sub-Total (excluding Account 1588 - Global Adjustment)		-\$ 11,053,488	-\$ 2,379,264	-\$ 12,080,413	\$ -	-\$ 1,352,339	-\$ 456,835	-\$ 157,868	\$ -	\$ -	-\$ 614,703	
RSVA - Power - Sub-Account - Global Adjustment	1588	\$ 2,002,932	\$ 1,146,005	\$ 2,001,899	\$ -	\$ 1,147,038	\$ 20,904	\$ 8,366	\$ -	\$ -	-\$ 12,538	
Special Purpose Charge Assessment Variance Account												
	1521											
Deferred Payments in Lieu of Taxes												
	1562	\$ -				\$ -	\$ -				\$ -	
Group 1 Total + 1521 + 1562		-\$ 9,050,556	-\$ 1,233,259	-\$ 10,078,514	\$ -	-\$ 205,301	-\$ 477,739	-\$ 149,502	\$ -	\$ -	-\$ 627,241	
The following is not included in the total claim but are included on a memo basis:												
Board-Approved CDM Variance Account	1567											
PILs and Tax Variance for 2006 and Subsequent Years (excludes sub-account and contra account below)	1592											
PILs and Tax Variance for 2006 and Subsequent Years - Sub-Account HST/OVAT Input Tax Credits (ITCs)	1592											
PILs and Tax Variance for 2006 and Subsequent Years - Sub-Account HST/OVAT Contra Account	1592	\$ -				\$ -	\$ -				\$ -	
Disposition and Recovery of Regulatory Balances ⁷	1595	\$ -				\$ -	\$ -				\$ -	

For all Board-Approved dispositions, please ensure that the disposition amount has the same sign (i.e. positive or negative) as per the related Board decision.

Applicants may wish to propose kWh as the allocator for account 1521 pending a final decision of the Board. Provide supporting statement indicating whether due to denial of costs in 2006 EDR by the Board, 10% transition costs were recorded in account 1521. Adjustments Instructed by the Board include deferral/variance account balances moved to Account 1590 as a result of the Board's decision. Please provide explanations for the nature of the adjustments. If the adjustment relates to previously Board Approved dispositions, please provide a breakdown in rows 28-30. Although the Global Adjustment Account is not reported separately under 2.1.7, please provide a breakdown in rows 28-30. For RSVA accounts only, report the net variance to the account during the year. For all other accounts, record the transition costs in the LDC's 2011 rate year started January 1, the projected interest is recorded from January 1, 2011 to December 31, 2011. Board in the 2011 rate decision. If the LDC's 2011 rate year started May 1, the projected interest is recorded from January 1, 2011 to April 30, 2012 on the December 31, 2010 balance adjusted for the disposed balances applicable to the period from May 1, 2011 to April 30, 2012. Include Account 1595 as part of Group 1 accounts (line 31) for review and disposition if the recovery (or refund) period has not been completed, include support the underlying residual balance in account 1595. If the recovery (or refund) period has not been completed, include



Please complete the following continuity schedule for your Group 1 Deferral / Variance Accounts, Account 1521, footnotes and further instructions.

If you have received approval to dispose of balances from prior years, the starting point for entries in the 2012 schedule should be the date of the Board's approval. For example, if in the 2011 EDR process (CoS or IRM) you received approval for the December 31, 2010 adjustment column AV for principal and column BA for interest. This will allow for the correct starting point for entries requiring entries dating back to the beginning of the continuity schedule i.e. Jan 1, 2005.

		2010												
Account Descriptions	Account Number	Opening Principal Amounts as of Jan-1-10	Transactions Debit / (Credit) during 2010 excluding interest and adjustments ⁵	Board-Approved Disposition during 2010	Other ³ Adjustments during Q1 2010	Other ³ Adjustments during Q2 2010	Other ³ Adjustments during Q3 2010	Other ³ Adjustments during Q4 2010	Closing Principal Balance as of Dec-31-10	Opening Interest Amounts as of Jan-1-10	Interest Jan-1 to Dec-31-10	Board-Approved Disposition during 2010	Adjustments during 2010 - other ³	Closing Interest Amounts as of Dec-31-10
Group 1 Accounts														
LV Variance Account	1550	\$ 622							\$ 622	\$ 622				\$ 622
RSVA - Wholesale Market Service Charge	1580	-\$ 207,826	-\$ 3,729,866	\$ -	\$ -	\$ -	\$ -	\$ -	-\$ 3,937,692	-\$ 433,975	-\$ 20,236	\$ -	\$ -	-\$ 454,211
RSVA - Retail Transmission Network Charge	1584	\$ 133,708	\$ 195,481	\$ -	\$ -	\$ -	\$ -	\$ -	\$ 329,189	\$ 205,493	\$ 3,363	\$ -	\$ -	\$ 208,856
RSVA - Retail Transmission Connection Charge	1586	-\$ 370,062	-\$ 160,567	\$ -	\$ -	\$ -	\$ -	\$ -	-\$ 530,629	-\$ 71,806	-\$ 4,870	\$ -	\$ -	-\$ 76,676
RSVA - Power (excluding Global Adjustment)	1588	-\$ 907,537	-\$ 40,397	\$ -	\$ -	\$ -	\$ -	\$ -	-\$ 947,934	-\$ 773,651	-\$ 44,118	\$ -	\$ -	-\$ 817,769
RSVA - Power - Sub-Account - Global Adjustment	1588	\$ 1,147,038	-\$ 2,423,012	\$ -	\$ -	\$ -	\$ -	\$ -	-\$ 1,275,974	-\$ 12,538	-\$ 2,645	\$ -	\$ -	-\$ 15,183
Recovery of Regulatory Asset Balances	1590	\$ -							\$ -	\$ -				\$ -
Disposition and Recovery of Regulatory Balances (2008) ⁷	1595	\$ -							\$ -	\$ 458,614				\$ 458,614
Disposition and Recovery of Regulatory Balances (2009) ⁷	1595	\$ -							\$ -	\$ -				\$ -
Group 1 Sub-Total (including Account 1588 - Global Adjustment)		-\$ 205,301	-\$ 6,158,361	\$ -	\$ -	\$ -	\$ -	\$ -	-\$ 6,363,662	-\$ 627,241	-\$ 68,506	\$ -	\$ -	-\$ 695,747
Group 1 Sub-Total (excluding Account 1588 - Global Adjustment)		-\$ 1,352,339	-\$ 3,735,349	\$ -	\$ -	\$ -	\$ -	\$ -	-\$ 5,087,688	-\$ 614,703	-\$ 65,861	\$ -	\$ -	-\$ 680,564
RSVA - Power - Sub-Account - Global Adjustment	1588	\$ 1,147,038	-\$ 2,423,012	\$ -	\$ -	\$ -	\$ -	\$ -	-\$ 1,275,974	-\$ 12,538	-\$ 2,645	\$ -	\$ -	-\$ 15,183
Special Purpose Charge Assessment Variance Account	1521		\$ 476,005					-\$ 573,695	-\$ 97,690	\$ -	\$ 3,464			\$ 3,464
Deferred Payments in Lieu of Taxes	1562	\$ -							\$ -	\$ -	\$ -		\$ -	\$ -
Group 1 Total + 1521 + 1562		-\$ 205,301	-\$ 5,682,356	\$ -	\$ -	\$ -	\$ -	-\$ 573,695	-\$ 6,461,352	-\$ 627,241	-\$ 65,042	\$ -	\$ -	-\$ 692,283
The following is not included in the total claim but are included on a memo basis:														
Board-Approved CDM Variance Account	1567								\$ -	\$ -				\$ -
PILs and Tax Variance for 2006 and Subsequent Years (excludes sub-account and contra account below)	1592								\$ -	\$ -				\$ -
PILs and Tax Variance for 2006 and Subsequent Years - Sub-Account HST/OVAT Input Tax Credits (ITCs)	1592								\$ -	\$ -				\$ -
PILs and Tax Variance for 2006 and Subsequent Years - Sub-Account HST/OVAT Contra Account	1592	\$ -							\$ -	\$ -				\$ -
Disposition and Recovery of Regulatory Balances ⁷	1595	\$ -							\$ -	\$ -				\$ -

For all Board-Approved dispositions, please ensure that the disposition amount has the same sign (have a negative figure) as per the related Board decision.

Applicants may wish to propose kWh as the allocator for account 1521 pending a final decision of the Board. Provide supporting statement indicating whether due to denial of costs in 2006 EDR by the Board, 10% transition costs adjustments instructed by the Board include deferral/variance account balances moved to Account 1590 as a result of the adjustments. Please provide explanations for the nature of the adjustments. If the adjustment relates to previously Board Approved dispositions, although the Global Adjustment Account is not reported separately under 2.1.7, please provide a breakdown in rows 28. For RSVA accounts only, report the net variance to the account during the year. For all other accounts, record the transactions if the LDC's 2011 rate year started January 1, the projected interest is recorded from January 1, 2011 to December 31, 2011. If the LDC's 2011 rate year started May 1, the projected interest is recorded from January 1, 2011 to April 30, 2012 on the December 31, 2010 balance adjusted for the disposed balances applicable. Include Account 1595 as part of Group 1 accounts (line 31) for review and disposition if the recovery (or refund) period has not been completed, include support the underlying residual balance in account 1595. If the recovery (or refund) period has not been completed, include



London Hydro Inc. - EB-2011-0181

Please complete the following continuity schedule for your Group 1 Deferral / Variance Accounts, Account 1521, and provide supporting notes and further instructions.

If you have received approval to dispose of balances from prior years, the starting point for entries in the 2012 schedule should be the date of the Board's approval. For example, if in the 2011 EDR process (CoS or IRM) you received approval for the December 2011 adjustment column AV for principal and column BA for interest. This will allow for the correct starting point for entries requiring entries dating back to the beginning of the continuity schedule (i.e. Jan 1, 2005).

Account Descriptions	Account Number	2011				Projected Interest on Dec-31-10 Balances		2.1.7 RRR	Variance RRR vs. 2010 Balance (Principal + Interest)
		Principal Disposition during 2011 - instructed by Board	Interest Disposition during 2011 - instructed by Board	Closing Principal Balances as of Dec 31-10 Adjusted for Dispositions during 2011	Closing Interest Balances as of Dec 31-10 Adjusted during 2011 Disposition	Projected Interest from Jan 1, 2011 to December 31, 2011 on Dec 31 -10 balance adjusted for disposition during 2011 ⁵	Projected Interest from January 1, 2012 to April 30, 2012 on Dec 31 -10 balance adjusted for disposition during 2011 ^{6,7}	Total Claim	
Group 1 Accounts									
LV Variance Account	1550			\$ 622	\$ 622			\$ -	\$ -
RSVA - Wholesale Market Service Charge	1580			\$ 3,937,692	\$ 454,211	\$ 57,884	\$ 19,295	\$ 4,469,082	\$ 4,391,903
RSVA - Retail Transmission Network Charge	1584			\$ 329,189	\$ 208,856	\$ 4,839	\$ 1,613	\$ 544,497	\$ 538,045
RSVA - Retail Transmission Connection Charge	1586			\$ 530,629	\$ 76,676	\$ 7,800	\$ 2,600	\$ 617,705	\$ 607,305
RSVA - Power (excluding Global Adjustment)	1588			\$ 947,934	\$ 817,769	\$ 13,935	\$ 4,645	\$ 1,784,283	\$ 1,765,703
RSVA - Power - Sub-Account - Global Adjustment	1588			\$ 1,275,974	\$ 15,183	\$ 18,757	\$ 6,252	\$ 1,316,166	\$ 1,291,157
Recovery of Regulatory Asset Balances	1590			\$ -	\$ -	\$ -	\$ -	\$ -	\$ -
Disposition and Recovery of Regulatory Balances (2008) ⁷	1595			\$ -	\$ 458,614	\$ -	\$ -	\$ 458,614	\$ 458,614
Disposition and Recovery of Regulatory Balances (2009) ⁷	1595			\$ -	\$ -	\$ -	\$ -	\$ -	\$ -
Group 1 Sub-Total (including Account 1588 - Global Adjustment)		\$ -	\$ -	\$ 6,363,662	\$ 695,747	\$ 93,537	\$ 31,179	\$ 7,184,125	\$ 7,059,409
Group 1 Sub-Total (excluding Account 1588 - Global Adjustment)		\$ -	\$ -	\$ 5,087,688	\$ 680,564	\$ 74,780	\$ 24,927	\$ 5,867,958	\$ 5,768,252
RSVA - Power - Sub-Account - Global Adjustment	1588	\$ -	\$ -	\$ 1,275,974	\$ 15,183	\$ 18,757	\$ 6,252	\$ 1,316,166	\$ 1,291,157
Special Purpose Charge Assessment Variance Account	1521					\$ 4,289	\$ 479	\$ 98,994	\$ 479,468
Deferred Payments in Lieu of Taxes	1562	\$ 400,000	\$ 139,195	\$ 400,000	\$ 139,195	\$ -	\$ -	\$ 539,195	\$ -
Group 1 Total + 1521 + 1562		\$ 400,000	\$ 139,195	\$ 6,763,662	\$ 834,942	\$ 97,826	\$ 31,657	\$ 7,822,314	\$ 6,579,941
The following is not included in the total claim but are included on a memo basis:									
Board-Approved CDM Variance Account	1567							\$ -	\$ -
PILs and Tax Variance for 2006 and Subsequent Years (excludes sub-account and contra account below)	1592							\$ -	\$ -
PILs and Tax Variance for 2006 and Subsequent Years - Sub-Account HST/OVAT Input Tax Credits (ITCs)	1592							\$ -	\$ -
PILs and Tax Variance for 2006 and Subsequent Years - Sub-Account HST/OVAT Contra Account	1592							\$ -	\$ -
Disposition and Recovery of Regulatory Balances ⁷	1595							\$ -	\$ -

For all Board-Approved dispositions, please ensure that the disposition amount has the same sign (positive or negative) as per the related Board decision.

Applicants may wish to propose kWh as the allocator for account 1521 pending a final decision of the Board. Provide supporting statement indicating whether due to denial of costs in 2006 EDR by the Board, 10% transition costs adjustments instructed by the Board include deferral/variance account balances moved to Account 1590 as a result of the adjustments. Please provide explanations for the nature of the adjustments. If the adjustment relates to previously Board Approved dispositions, please provide a breakdown in rows 28-31. Although the Global Adjustment Account is not reported separately under 2.1.7, please provide a breakdown in rows 28-31. For RSVA accounts only, report the net variance to the account during the year. For all other accounts, record the transactions in the LDC's 2011 rate year started January 1, the projected interest is recorded from January 1, 2011 to December 31, 2011. If the LDC's 2011 rate year started May 1, the projected interest is recorded from January 1, 2011 to April 30, 2012 on the December 31, 2010 balance adjusted for the disposed balances applicable to the period from May 1, 2011 to April 30, 2012. Include Account 1595 as part of Group 1 accounts (line 31) for review and disposition if the recovery (or refund) period has not been completed. Support the underlying residual balance in account 1595. If the recovery (or refund) period has not been completed, include the amount in account 1595.



**3RD Generation Incentive
Regulation Model**

London Hydro Inc. - EB-2011-0181

In the green shaded cells, enter the most recent Board Approved volumetric forecast. If there is a material difference between the latest Board-approved volumetric forecast and the most recent 12-month actual volumetric data, use the most recent 12-month actual data.

Rate Class	Unit	Metered kWh	Metered kW	Billed kWh for Non-RPP Customers	Estimated kW for Non-RPP Customers	Distribution Revenue ¹	1590 Recovery Share Proportion*	1595 Recovery Share Proportion (2008) ²	1595 Recovery Share Proportion (2009) ²
Residential	\$/kWh	1,091,392,572		180,538,663	-	35,663,122	65%	0%	0%
General Service Less Than 50 kW	\$/kWh	422,161,110		101,996,655	-	8,482,697	13%		
General Service 50 to 4,999 kW	\$/kW	1,651,048,316	4,093,815	1,250,690,538	3,101,118	12,094,123	21%		
General Service 50 to 4,999 kW (CoGeneration)	\$/kW	36,489,491	43,849	-	-	300,122	0%		
Large Use	\$/kW	200,486,379	383,763	187,604,233	359,105	1,370,000	1%		
Unmetered Scattered Load	\$/kWh	5,326,529		29,143	-	71,785	0%		
Sentinel Lighting	\$/kW	856,841	2,342		-	29,877	0%		
Street Lighting	\$/kW	23,921,899	67,179	24,472,475	68,725	646,887	0%		
Standby Power	\$/kW	-	154,800		-	367,384	0%		
Total		3,431,683,137	4,745,748	1,745,331,707	3,528,948	59,025,997	100%	0%	0%

Total Claim (including Accounts 1521 and 1562)	- \$	7,822,314
---	------	-----------

Total Claim for Threshold Test (All Group 1 Accounts)	- \$	7,184,125
--	------	-----------

Threshold Test ³ (Total Claim per kWh)	-	0.00209
--	---	---------

¹ For Account 1562, the allocation to customer classes should be performed on the basis of the test year distribution revenue allocation to customer classes found in the Applicant's Cost of Service application that was most recently approved at the time of disposition of the 1562 account balance.

² Residual Account balance to be allocated to rate classes in proportion to the recovery share as established when rate riders were implemented.

³ The Threshold Test does not include the amount in 1521 nor 1562.

**Deferral / Variance Account
Work Form**

London Hydro Inc. - EB-2011-0181

No input required. This worksheet allocates the deferral/variance account balances (Group 1, 1521, 1588 GA and 1562) to the appropriate classes.

Allocation of Group 1 Accounts (Excluding Account 1588 - Global Adjustment)

Rate Class	Units	Billed kWh	% kWh	1550	1580	1584	1586	1588*	1590	1595 (2008)	1595 (2009)	1521	Total
Residential	\$/kWh	1,091,392,572	31.80%	0	(1,421,321)	173,169	(196,451)	(567,463)	0	145,855	0	(31,483)	(1,897,695)
General Service Less Than 50 kW	\$/kWh	422,161,110	12.30%	0	(549,781)	66,983	(75,989)	(219,500)	0	56,418	0	(12,178)	(734,047)
General Service 50 to 4,999 kW	\$/kW	1,651,048,316	48.11%	0	(2,150,161)	261,968	(297,190)	(858,452)	0	220,648	0	(47,628)	(2,870,815)
General Service 50 to 4,999 kW (CoGeneration)	\$/kW	36,489,491	1.06%	0	(47,520)	5,790	(6,568)	(18,972)	0	4,876	0	(1,053)	(63,447)
Large Use	\$/kW	200,486,379	5.84%	0	(261,093)	31,811	(36,088)	(104,242)	0	26,793	0	(5,783)	(348,602)
Unmetered Scattered Load	\$/kWh	5,326,529	0.16%	0	(6,937)	845	(959)	(2,769)	0	712	0	(154)	(9,262)
Sentinel Lighting	\$/kW	856,841	0.02%	0	(1,116)	136	(154)	(446)	0	115	0	(25)	(1,490)
Street Lighting	\$/kW	23,921,899	0.70%	0	(31,153)	3,796	(4,306)	(12,438)	0	3,197	0	(690)	(41,595)
Standby Power	\$/kW	-	0.00%	0	0	0	0	0	0	0	0	0	0
Total		3,431,683,137	100.00%	0	(4,469,082)	544,497	(617,705)	(1,784,283)	0	458,614	0	(98,994)	(5,966,953)

* RSVA - Power (Excluding Global Adjustment)

1588 RSVA - Power (Global Adjustment Sub-Account)

Rate Class	non-RPP kWh	% kWh	1588
Residential	180,538,663	10.34% -	136,145
General Service Less Than 50 kW	101,996,655	5.84% -	76,916
General Service 50 to 4,999 kW	1,250,690,538	71.66% -	943,154
General Service 50 to 4,999 kW (CoGeneration)	-	0.00%	-
Large Use	187,604,233	10.75% -	141,474
Unmetered Scattered Load	29,143	0.00% -	22
Sentinel Lighting	-	0.00%	-
Street Lighting	24,472,475	1.40% -	18,455
Standby Power	-	0.00%	-
Total	1,745,331,707	100.00%	(1,316,166)

Allocation of Account 1562

	% of Distribution Revenue	Allocation of Balance in Account 1562
Residential	60.4%	325,778
General Service Less Than 50 kW	14.4%	77,488
General Service 50 to 4,999 kW	20.5%	110,478
General Service 50 to 4,999 kW (CoGeneration)	0.5%	2,742
Large Use	2.3%	12,515
Unmetered Scattered Load	0.1%	656
Sentinel Lighting	0.1%	273
Street Lighting	1.1%	5,909
Standby Power	0.6%	3,356
Total	100.0%	539,195



**Deferral/ Variance Account
Work Form**

London Hydro Inc. - EB-2011-0181

No input required. This workshseet calculates rate riders related to the Deferral/Variance Account Disposition (if applicable) and associated rate riders for the global adjustment sub-account.

Please indicate the Rate Rider Recovery Period (in years)

Rate Class	Unit	Billed kWh	Billed kW	Accounts Allocated by kWh/kW (RPP) or Distribution Revenue	Deferral/Variance Account Rate Rider	Account 1588 Global Adjustment	Billed kWh or Estimated kW for Non-RPP	Global Adjustment Rate Rider
Residential	\$/kWh	1,091,392,572	-	-\$ 2,223,473	(\$0.00102)	\$/kWh -\$ 136,145	180,538,663	(\$0.00038)
General Service Less Than 50 kW	\$/kWh	422,161,110	-	-\$ 811,535	(\$0.00096)	\$/kWh -\$ 76,916	101,996,655	(\$0.00038)
General Service 50 to 4,999 kW	\$/kW	1,651,048,316	4,093,815	-\$ 2,981,293	(\$0.36412)	\$/kW -\$ 943,154	3,101,118	(\$0.15207)
General Service 50 to 4,999 kW (CoGeneration)	\$/kW	36,489,491	43,849	-\$ 66,189	(\$0.75474)	\$/kW \$ -	-	\$0.00000
Large Use	\$/kW	200,486,379	383,763	-\$ 361,117	(\$0.47049)	\$/kW -\$ 141,474	359,105	(\$0.19698)
Unmetered Scattered Load	\$/kWh	5,326,529	-	-\$ 9,917	(\$0.00093)	\$/kWh -\$ 22	29,143	(\$0.00038)
Sentinel Lighting	\$/kW	856,841	2,342	-\$ 1,763	(\$0.37634)	\$/kW \$ -	-	\$0.00000
Street Lighting	\$/kW	23,921,899	67,179	-\$ 47,504	(\$0.35356)	\$/kW -\$ 18,455	68,725	(\$0.13427)
Standby Power	\$/kW	-	154,800	-\$ 3,356	(\$0.01084)	\$/kW \$ -	-	\$0.00000
Total		3,431,683,137	4,745,748	-\$ 6,506,148		-\$ 1,316,166		



Ontario Energy Board

3RD Generation Incentive Regulation Model

London Hydro Inc. - EB-2011-0181

Below is a listing of the current Monthly Fixed Charges. All rates with expired effective dates have been removed. In columns "B", "K", and "M" (green cells), please enter all additional Monthly Fixed Charges you are proposing (eg: Smart Meter Funding Adder, etc). Please ensure that the word "Rider" or "Adder" is included in the description (as applicable).

Rate Description	Unit	Amount	Effective Until Date	Proposed Amount	Effective Until Date
Residential					
Service Charge	\$	12.61			
	\$				
	\$				
	\$				
General Service Less Than 50 kW					
Service Charge	\$	29.32			
	\$				
	\$				
	\$				
General Service 50 to 4,999 kW					
Service Charge	\$	290.16			
	\$				
	\$				
	\$				
General Service 50 to 4,999 kW (CoGeneration)					
Service Charge	\$	2276.36			
	\$				
	\$				
	\$				
Large Use					
Service Charge	\$	20458.75			
	\$				
	\$				
	\$				
Unmetered Scattered Load					
Service Charge (per connection)	\$	1.41			

	\$			
	\$			
	\$			
Sentinel Lighting	\$			
Service Charge (per connection)	\$	3.11		
	\$			
	\$			
	\$			
Street Lighting	\$			
Service Charge (per connection)	\$	1.38		
	\$			
	\$			
	\$			
Standby Power	\$			
Service Charge	\$			
	\$			
	\$			



Ontario Energy Board

**3RD Generation Incentive
Regulation Model**

London Hydro Inc. - EB-2011-0181

Below is a listing of the current Distribution Volumetric Rates other than the base rates. All rates with expired effective dates have been removed. In columns "B", "K", and "M" (green cells), please enter all additional volumetric rates you are proposing (eg: LRAM/SSM, Tax Adjustments, etc.). Please ensure that the word "Rider" or "Adder" is included in the description (as applicable).

Rate Description	Unit	Amount	Effective Until Date	Proposed Amount	Effective Until Date
Residential					
Rate Rider for Lost Revenue Adjustment Mechanism (LRAM) Recovery / Shared Savings Mechanism (SSM) Recovery (2012)	\$/kWh			0.00004	April 30, 2013
Rate Rider for Tax Change	\$/kWh			-0.00040	April 30, 2013
General Service Less Than 50 kW					
Rate Rider for Lost Revenue Adjustment Mechanism (LRAM) Recovery / Shared Savings Mechanism (SSM) Recovery (2012)	\$/kWh			0.00022	April 30, 2013
Rate Rider for Tax Change	\$/kWh			-0.00020	April 30, 2013
General Service 50 to 4,999 kW					
Rate Rider for Lost Revenue Adjustment Mechanism (LRAM) Recovery / Shared Savings Mechanism (SSM) Recovery (2012)	\$/kW			0.00482	April 30, 2013
Rate Rider for Tax Change	\$/kW			-0.03620	April 30, 2013
General Service 50 to 4,999 kW (CoGeneration)					
Rate Rider for Tax Change	\$/kW			-0.07140	April 30, 2013



Ontario Energy Board

**3RD Generation Incentive
Regulation Model**

London Hydro Inc. - EB-2011-0181

Current RTSR-Network Rates are listed below. In column "K", please enter your proposed RTSR-Network Rates as per Sheet 13 of the Board's RTS Workform.

Rate Description	Unit	Current Amount	% Adjustment	Proposed Amount
Residential				
Retail Transmission Rate – Network Service Rate	\$/kWh	0.00620	12.903%	0.00700
General Service Less Than 50 kW				
Retail Transmission Rate – Network Service Rate	\$/kWh	0.00580	12.069%	0.00650
General Service 50 to 4,999 kW				
Retail Transmission Rate – Network Service Rate	\$/kW	2.03640	12.537%	2.29170
Retail Transmission Rate – Network Service Rate – Interval Metered	\$/kW	2.61140	12.537%	2.93880
General Service 50 to 4,999 kW (CoGeneration)				
Retail Transmission Rate – Network Service Rate	\$/kW	3.01460	12.539%	3.39260
Large Use				
Retail Transmission Rate – Network Service Rate	\$/kW	2.67500	12.538%	3.01040
Unmetered Scattered Load				
Retail Transmission Rate – Network Service Rate	\$/kWh	0.00580	12.069%	0.00650
Sentinel Lighting				
Retail Transmission Rate – Network Service Rate	\$/kW	1.79550	12.537%	2.02060
Street Lighting				
Retail Transmission Rate – Network Service Rate	\$/kW	1.79310	12.537%	2.01790
Standby Power				



Ontario Energy Board

**3RD Generation Incentive
Regulation Model**

London Hydro Inc. - EB-2011-0181

Current RTSR-Connection Rates are listed below. In column "K", please enter your proposed RTSR-Connection Rates as per Sheet 13 of the Board's RTSR Workform.

Rate Description	Unit	Current Amount	% Adjustment	Proposed Amount
Residential				
Retail Transmission Rate – Line and Transformation Connection Service Rate	\$/kWh	0.00500	6.000%	0.00530
General Service Less Than 50 kW				
Retail Transmission Rate – Line and Transformation Connection Service Rate	\$/kWh	0.00440	4.545%	0.00460
General Service 50 to 4,999 kW				
Retail Transmission Rate – Line and Transformation Connection Service Rate	\$/kW	1.63010	5.343%	1.71720
Retail Transmission Rate – Line and Transformation Connection Service Rate – Interval Metered	\$/kW	2.27150	5.344%	2.39290
General Service 50 to 4,999 kW (CoGeneration)				
Retail Transmission Rate – Line and Transformation Connection Service Rate	\$/kW	2.40280	5.344%	2.53120
Large Use				
Retail Transmission Rate – Line and Transformation Connection Service Rate	\$/kW	2.27150	5.344%	2.39290
Unmetered Scattered Load				
Retail Transmission Rate – Line and Transformation Connection Service Rate	\$/kWh	0.00440	4.545%	0.00460
Sentinel Lighting				

Retail Transmission Rate – Line and Transformation Connection Service Rate	\$/kW	1.43720	5.344%	1.51400
Street Lighting				
Retail Transmission Rate – Line and Transformation Connection Service Rate	\$/kW	1.43540	5.343%	1.51210
Standby Power				



London Hydro Inc. - EB-2011-0181

If applicable, please enter any adjustments related to the revenue to cost ratio model into columns H and K. The Price Escalator has been set at the 2011 values and will be updated by Board staff. The Stretch Factor Value will also be updated by Board staff.

Price Escalator 2.00% Productivity Factor 0.72% Price Cap Index **0.88%**

Choose Stretch Factor Group **II** Associated Stretch Factor Value 0.4%

Rate Description	Unit	Current MFC	MFC Adjustment from R/C Model	Current Volumetric Charge	Unit	DVR Adjustment from R/C Model	Price Cap Index	Proposed MFC	Proposed Volumetric Charge
Residential									
General Service Less Than 50 kW	\$	12.61		0.01420	\$/kWh		0.880%	12.72	0.01432
General Service 50 to 4,999 kW	\$	29.32		0.00910	\$/kWh		0.880%	29.58	0.00918
General Service 50 to 4,999 kW (CoGeneration)	\$	290.16		1.60810	\$/kW		0.880%	292.71	1.62225
Large Use									
Unmetered Scattered Load	\$	2,276.36		3.97130	\$/kW		0.880%	2,296.39	4.00625
Sentinel Lighting	\$	20,458.75		2.25930	\$/kW		0.880%	20,638.79	2.27918
Street Lighting	\$	1.41		0.01170	\$/kWh		0.880%	1.42	0.01180
Standby Power	\$	3.11		10.04780	\$/kW		0.880%	3.14	10.13622
	\$	1.38		7.04820	\$/kW		0.880%	1.39	7.11022
	\$			2.37330	\$/kW		0.880%		2.39419



Ontario Energy Board

**3RD Generation Incentive
Regulation Model**

London Hydro Inc. - EB-2011-0181

Please enter the descriptions of the current Loss Factors from your most recent Board-Approved Tariff of Rates and Charges by using the drop-down menu in the column labeled "Loss Factors". If the description is not found in the drop-down menu, please enter the description in the green cells under the correct classes.

Loss Factors

Current

Total Loss Factor – Secondary Metered Customer < 5,000 kW	1.0409
Total Loss Factor – Secondary Metered Customer > 5,000 kW	1.0141
Distribution Loss Factor - Primary Metered Customer < 5,000 kW	1.0305
Distribution Loss Factor - Primary Metered Customer > 5,000 kW	1.0041



Ontario Energy Board

3RD Generation Incentive Regulation Model

London Hydro Inc. - EB-2011-0181

The standard Allowance rates have been included as default entries. If you have different rates, please make the appropriate corrections in the below. As well, please enter the current Specific Service Charges below. The standard Retail Service Charges have been entered below. If you rates, please make the appropriate corrections in columns B, D or E as applicable (cells are unlocked).

UNIT CURRENT

ALLOWANCES

Transformer Allowance for Ownership - per kW of billing demand/month	\$/kW	(0.60)
Primary Metering Allowance for transformer losses – applied to measured demand and energy	%	(1.00)

SPECIFIC SERVICE CHARGES

APPLICATION


The application of these rates and charges shall be in accordance with the Licence of the Distributor and any Code or Order of the Board, and amendments thereto as approved by the Board, which may be applicable to the administration of this schedule

No charges to meet the costs of any work or service done or furnished for the purpose of the distribution of electricity shall be made except as permitted by this schedule, unless required by the Distributor's Licence or a Code or Order of the Board, and amendments thereto as approved by the Board, or as specified herein.

It should be noted that this schedule does not list any charges, assessments, or credits that are required by law to be invoiced by a distributor and that are not subject to Board approval, such as the Debt Retirement Charge, charges for the Ministry of Energy Conservation and Renewable Energy Program, the Global Adjustment, the Ontario Clean Energy Benefit and the HST.

Customer Administration

Easement letter	\$	15.00
Account set up charge/change of occupancy charge (plus credit agency costs if applicable - Residential)	\$	30.00
Returned cheque charge (plus bank charges)	\$	15.00
Special meter reads	\$	30.00



RETAIL SERVICE CHARGES (if applicable)

The application of these rates and charges shall be in accordance with the Licence of the Distributor and any Code or Order of the Board, and amendments thereto as approved by the Board, which may be applicable to the administration of this schedule.

No rates and charges for the distribution of electricity and charges to meet the costs of any work or service done or furnished for the purpose of the distribution of electricity shall be made except as permitted by this schedule, unless required by the Distributor's Licence or a Code or Order of the Board, and amendments thereto as approved by the Board, or as specified herein.

Unless specifically noted, this schedule does not contain any charges for the electricity commodity, be it under the Regulated Price Plan, a contract with a retailer or the wholesale market price, as applicable

It should be noted that this schedule does not list any charges, assessments, or credits that are required by law to be invoiced by a distributor and that are not subject to Board approval, such as the Debt Retirement Charge, charges for the Ministry of Energy Conservation and Renewable Energy Program, the Global Adjustment, the Ontario Clean Energy Benefit and the HST.

Retail Service Charges refer to services provided by a distributor to retailers or customers related to the supply of competitive electricity

One-time charge, per retailer, to establish the service agreement between the distributor and the retailer	\$	100.00
Monthly Fixed Charge, per retailer	\$	20.00
Monthly Variable Charge, per customer, per retailer	\$/cust.	0.50
Distributor-consolidated billing charge, per customer, per retailer	\$/cust.	0.30
Retailer-consolidated billing credit, per customer, per retailer	\$/cust.	(0.30)
Service Transaction Requests (STR)		
Request fee, per request, applied to the requesting party	\$	0.25
Processing fee, per request, applied to the requesting party	\$	0.50
Request for customer information as outlined in Section 10.6.3 and Chapter 11 of the Retail Settlement Code directly to retailers and customers, if not delivered electronically through the Electronic Business Transaction (EBT) system, applied to the requesting party		
Up to twice a year	\$	no charge
More than twice a year, per request (plus incremental delivery costs)	\$	2.00

London Hydro Inc.
TARIFF OF RATES AND CHARGES
 Effective Date May 1, 2012
 Implementation Date May 1, 2012





This schedule supersedes and replaces all previously approved schedules of Rates,

EB-2011-0181

RESIDENTIAL SERVICE CLASSIFICATION



APPLICATION



MONTHLY RATES AND CHARGES - Delivery Component

Service Charge	\$	12.72
Distribution Volumetric Rate	\$/kWh	0.0143
Rate Rider for Lost Revenue Adjustment Mechanism (LRAM) Re	\$/kWh	0.00004
Rate Rider for Tax Change - Effective Until April 30, 2013	\$/kWh	-0.0004
Rate Rider for Deferral/Variance Account Disposition (2012)	\$/kWh	-0.001
Rate Rider for Global Adjustment Sub-Account (2012) – Applicab	\$/kWh	-0.0004
Retail Transmission Rate – Network Service Rate	\$/kWh	0.007
Retail Transmission Rate – Line and Transformation Connection	\$/kWh	0.0053

MONTHLY RATES AND CHARGES – Regulatory Component


Wholesale Market Service Rate	\$/kWh	0.0052
Rural Rate Protection Charge	\$/kWh	0.0013
Standard Supply Service – Administrative Charge (if applicable)	\$	0.25

London Hydro Inc.
TARIFF OF RATES AND CHARGES
 Effective Date May 1, 2012
 Implementation Date May 1, 2012





This schedule supersedes and replaces all previously approved schedules of Rates,

EB-2011-0181

GENERAL SERVICE LESS THAN 50 KW SERVICE



APPLICATION



MONTHLY RATES AND CHARGES - Delivery Component

Service Charge	\$	29.58
Distribution Volumetric Rate	\$/kWh	0.0092
Rate Rider for Lost Revenue Adjustment Mechanism (LRAM) Re	\$/kWh	0.00022
Rate Rider for Tax Change - Effective Until April 30, 2013	\$/kWh	-0.0002
Rate Rider for Deferral/Variance Account Disposition (2012)	\$/kWh	-0.001
Rate Rider for Global Adjustment Sub-Account (2012) – Applicab	\$/kWh	-0.0004
Retail Transmission Rate – Network Service Rate	\$/kWh	0.0065
Retail Transmission Rate – Line and Transformation Connection	\$/kWh	0.0046

MONTHLY RATES AND CHARGES – Regulatory Component

Wholesale Market Service Rate	\$/kWh	0.0052
Rural Rate Protection Charge	\$/kWh	0.0013
Standard Supply Service – Administrative Charge (if applicable)	\$	0.25

London Hydro Inc.
TARIFF OF RATES AND CHARGES
 Effective Date May 1, 2012
 Implementation Date May 1, 2012





This schedule supersedes and replaces all previously approved schedules of Rates,

EB-2011-0181

GENERAL SERVICE 50 TO 4,999 KW SERVICE



APPLICATION



MONTHLY RATES AND CHARGES - Delivery Component

Service Charge	\$	292.71
Distribution Volumetric Rate	\$/kW	1.6223
Rate Rider for Lost Revenue Adjustment Mechanism (LRAM) Re	\$/kW	0.00482
Rate Rider for Tax Change - Effective Until April 30, 2013	\$/kW	-0.0362
Rate Rider for Deferral/Variance Account Disposition (2012)	\$/kW	-0.3641
Rate Rider for Global Adjustment Sub-Account (2012) – Applicab	\$/kW	-0.1521
Retail Transmission Rate – Network Service Rate	\$/kW	2.2917
Retail Transmission Rate – Network Service Rate – Interval Mete	\$/kW	2.9388
Retail Transmission Rate – Line and Transformation Connection	\$/kW	1.7172
Retail Transmission Rate – Line and Transformation Connection	\$/kW	2.3929

MONTHLY RATES AND CHARGES – Regulatory Component


Wholesale Market Service Rate	\$/kWh	0.0052
Rural Rate Protection Charge	\$/kWh	0.0013
Standard Supply Service – Administrative Charge (if applicable)	\$	0.25

London Hydro Inc.
TARIFF OF RATES AND CHARGES
Effective Date May 1, 2012
Implementation Date May 1, 2012





This schedule supersedes and replaces all previously approved schedules of Rates,

EB-2011-0181

GENERAL SERVICE 50 TO 4,999 KW (COGENERATION)



APPLICATION



MONTHLY RATES AND CHARGES - Delivery Component

Service Charge	\$	2296.39
Distribution Volumetric Rate	\$/kW	4.0062
Rate Rider for Tax Change - Effective Until April 30, 2013	\$/kW	-0.0714
Rate Rider for Deferral/Variance Account Disposition (2012)	\$/kW	-0.7547
Retail Transmission Rate – Network Service Rate	\$/kW	3.3926
Retail Transmission Rate – Line and Transformation Connection	\$/kW	2.5312

MONTHLY RATES AND CHARGES – Regulatory Component


Wholesale Market Service Rate	\$/kWh	0.0052
Rural Rate Protection Charge	\$/kWh	0.0013
Standard Supply Service – Administrative Charge (if applicable)	\$	0.25

London Hydro Inc.
TARIFF OF RATES AND CHARGES
Effective Date May 1, 2012
Implementation Date May 1, 2012





This schedule supersedes and replaces all previously approved schedules of Rates,

EB-2011-0181

STANDBY POWER SERVICE CLASSIFICATION



APPLICATION



MONTHLY RATES AND CHARGES - Delivery Component

Distribution Volumetric Rate	\$/kW	2.3942
Rate Rider for Tax Change - Effective Until April 30, 2013	\$/kW	-0.029
Rate Rider for Deferral/Variance Account Disposition (2012)	\$/kW	-0.0108

MONTHLY RATES AND CHARGES – Regulatory Component


Wholesale Market Service Rate	\$/kWh	0.0052
Rural Rate Protection Charge	\$/kWh	0.0013
Standard Supply Service – Administrative Charge (if applicable)	\$	0.25

London Hydro Inc.
TARIFF OF RATES AND CHARGES
Effective Date May 1, 2012
Implementation Date May 1, 2012





This schedule supersedes and replaces all previously approved schedules of Rates,

EB-2011-0181

LARGE USE SERVICE CLASSIFICATION



APPLICATION



MONTHLY RATES AND CHARGES - Delivery Component

Service Charge	\$	20638.79
Distribution Volumetric Rate	\$/kW	2.2792
Rate Rider for Lost Revenue Adjustment Mechanism (LRAM) Re	\$/kW	0.00011
Rate Rider for Tax Change - Effective Until April 30, 2013	\$/kW	-0.0511
Rate Rider for Deferral/Variance Account Disposition (2012)	\$/kW	-0.4705
Rate Rider for Global Adjustment Sub-Account (2012) – Applicab	\$/kW	-0.197
Retail Transmission Rate – Network Service Rate	\$/kW	3.0104
Retail Transmission Rate – Line and Transformation Connection	\$/kW	2.3929

MONTHLY RATES AND CHARGES – Regulatory Component


Wholesale Market Service Rate	\$/kWh	0.0052
Rural Rate Protection Charge	\$/kWh	0.0013
Standard Supply Service – Administrative Charge (if applicable)	\$	0.25

London Hydro Inc.
TARIFF OF RATES AND CHARGES
 Effective Date May 1, 2012
 Implementation Date May 1, 2012





This schedule supersedes and replaces all previously approved schedules of Rates,

EB-2011-0181

UNMETERED SCATTERED LOAD SERVICE



APPLICATION



MONTHLY RATES AND CHARGES - Delivery Component

Service Charge (per connection)	\$	1.42
Distribution Volumetric Rate	\$/kWh	0.0118
Rate Rider for Tax Change - Effective Until April 30, 2013	\$/kWh	-0.0002
Rate Rider for Deferral/Variance Account Disposition (2012)	\$/kWh	-0.0009
Rate Rider for Global Adjustment Sub-Account (2012) – Applicab	\$/kWh	-0.0004
Retail Transmission Rate – Network Service Rate	\$/kWh	0.0065
Retail Transmission Rate – Line and Transformation Connection	\$/kWh	0.0046

MONTHLY RATES AND CHARGES – Regulatory Component


Wholesale Market Service Rate	\$/kWh	0.0052
Rural Rate Protection Charge	\$/kWh	0.0013
Standard Supply Service – Administrative Charge (if applicable)	\$	0.25

London Hydro Inc.
TARIFF OF RATES AND CHARGES
Effective Date May 1, 2012
Implementation Date May 1, 2012





This schedule supersedes and replaces all previously approved schedules of Rates,

EB-2011-0181

SENTINEL LIGHTING SERVICE CLASSIFICATION



APPLICATION



MONTHLY RATES AND CHARGES - Delivery Component

Service Charge (per connection)	\$	3.14
Distribution Volumetric Rate	\$/kW	10.1362
Rate Rider for Tax Change - Effective Until April 30, 2013	\$/kW	-0.2659
Rate Rider for Deferral/Variance Account Disposition (2012)	\$/kW	-0.3763
Retail Transmission Rate – Network Service Rate	\$/kW	2.0206
Retail Transmission Rate – Line and Transformation Connection	\$/kW	1.514

MONTHLY RATES AND CHARGES – Regulatory Component


Wholesale Market Service Rate	\$/kWh	0.0052
Rural Rate Protection Charge	\$/kWh	0.0013
Standard Supply Service – Administrative Charge (if applicable)	\$	0.25

London Hydro Inc.
TARIFF OF RATES AND CHARGES
Effective Date May 1, 2012
Implementation Date May 1, 2012





This schedule supersedes and replaces all previously approved schedules of Rates,

EB-2011-0181

STREET LIGHTING SERVICE CLASSIFICATION



APPLICATION



MONTHLY RATES AND CHARGES - Delivery Component

Service Charge (per connection)	\$	1.39
Distribution Volumetric Rate	\$/kW	7.1102
Rate Rider for Tax Change - Effective Until April 30, 2013	\$/kW	-0.1892
Rate Rider for Deferral/Variance Account Disposition (2012)	\$/kW	-0.3536
Rate Rider for Global Adjustment Sub-Account (2012) – Applicab	\$/kW	-0.1343
Retail Transmission Rate – Network Service Rate	\$/kW	2.0179
Retail Transmission Rate – Line and Transformation Connection	\$/kW	1.5121

MONTHLY RATES AND CHARGES – Regulatory Component

Wholesale Market Service Rate	\$/kWh	0.0052
Rural Rate Protection Charge	\$/kWh	0.0013
Standard Supply Service – Administrative Charge (if applicable)	\$	0.25

London Hydro Inc.
TARIFF OF RATES AND CHARGES
Effective Date May 1, 2012
Implementation Date May 1, 2012

This schedule supersedes and replaces all previously approved schedules of Rates,

EB-2011-0181

microFIT GENERATOR SERVICE CLASSIFICATION

This classification applies to an electricity generation facility contracted under the Ontario Power Authority's microFIT program and connected to the distributor's distribution system. Further servicing details are available in the distributor's Condition of Service.

APPLICATION

The application of these rates and charges shall be in accordance with the Licence of the Distributor and any Code or Order of the Board, and amendments thereto as approved by the Board, which may be applicable to the administration of this schedule.

No rates and charges for the distribution of electricity and charges to meet the costs of any work or service done or furnished for the purpose of the distribution of electricity shall be made except as permitted by this schedule unless required by the Distributor's Licence

Unless specifically noted, this schedule does not contain any charges for the electricity commodity, be it under the Regulated Price Plan, a contract with a retailer or the wholesale

It should be noted that this schedule does not list any charges, assessments, or credits that are required by law to be invoiced by a distributor and that are not subject to Board approval, such as the Debt Retirement Charge, charges for the Ministry of Energy

MONTHLY RATES AND CHARGES - Delivery Component

Service Charge	\$	5.25
----------------	----	------

London Hydro Inc.
TARIFF OF RATES AND CHARGES
Effective Date May 1, 2012
Implementation Date May 1, 2012

This schedule supersedes and replaces all previously approved schedules of Rates,

EB-2011-0181

ALLOWANCES

Transformer Allowance for Ownership - per kW of billing demand \$/kW	(0.60)
Primary Metering Allowance for transformer losses – applied to r %	(1.00)

SPECIFIC SERVICE CHARGES

APPLICATION

The application of these rates and charges shall be in accordance with the Licence of the D Order of the Board, and amendments thereto as approved by the Board, which may be app administration of this schedule

No charges to meet the costs of any work or service done or furnished for the purpose of th shall be made except as permitted by this schedule, unless required by the Distributor's Lic of the Board, and amendments thereto as approved by the Board, or as specified herein.

It should be noted that this schedule does not list any charges, assessments, or credits that invoiced by a distributor and that are not subject to Board approval, such as the Debt Retire the Ministry of Energy Conservation and Renewable Energy Program, the Global Adjustmer Energy Benefit and the HST.

Customer Administration

Easement letter	\$	15.00
Account set up charge/change of occupancy charge (plus cre \$		30.00
Returned cheque charge (plus bank charges)	\$	15.00
Special meter reads	\$	30.00

Non-Payment of Account

Late Payment - per month	%	1.50
Late Payment - per annum	%	19.56
Collection of account charge - no disconnection	\$	10.00
Disconnect/Reconnect at meter - during regular hours	\$	35.00
Disconnect/Reconnect at meter - after regular hours	\$	185.00
Disconnect/Reconnect at pole - during regular hours	\$	185.00
Disconnect/Reconnect at pole - after regular hours	\$	415.00
Interval Meter Interrogation	\$	5.50
Install/Remove load control device - during regular hours	\$	65.00
Install/Remove load control device - after regular hours	\$	185.00
Temporary service install & remove - overhead - no transformer	\$	500.00
Temporary service install & remove - underground - no transform	\$	300.00
Service call - after regular hours	\$	165.00

London Hydro Inc.
TARIFF OF RATES AND CHARGES
Effective Date May 1, 2012
Implementation Date May 1, 2012

This schedule supersedes and replaces all previously approved schedules of Rates,
RETAIL SERVICE CHARGES (if applicable)

APPLICATION

The application of these rates and charges shall be in accordance with the Licence of the D Order of the Board, and amendments thereto as approved by the Board, which may be app administration of this schedule.

No rates and charges for the distribution of electricity and charges to meet the costs of any furnished for the purpose of the distribution of electricity shall be made except as permitted required by the Distributor's Licence or a Code or Order of the Board, and amendments the Board, or as specified herein.

Unless specifically noted, this schedule does not contain any charges for the electricity corr Regulated Price Plan, a contract with a retailer or the wholesale market price, as applicable

It should be noted that this schedule does not list any charges, assessments, or credits that invoiced by a distributor and that are not subject to Board approval, such as the Debt Retire the Ministry of Energy Conservation and Renewable Energy Program, the Global Adjustmer Energy Benefit and the HST.

Retail Service Charges refer to services provided by a distributor to retailers or customers r to the supply of competitive electricity

One-time charge, per retailer, to establish the service agreerr	\$	100.00
Monthly Fixed Charge, per retailer	\$	20.00
Monthly Variable Charge, per customer, per retailer	\$/cust.	0.50
Distributor-consolidated billing charge, per customer, per reta	\$/cust.	0.30
Retailer-consolidated billing credit, per customer, per retailer	\$/cust.	(0.30)
Service Transaction Requests (STR)		
Request fee, per request, applied to the requesting party	\$	0.25
Processing fee, per request, applied to the requesting pai	\$	0.50
Request for customer information as outlined in Section 10.6.3 and Chapter 11 of the R Settlement Code directly to retailers and customers, if not delivered electronically throug Electronic Business Transaction (EBT) system, applied to the requesting party		
Up to twice a year	\$	no charge
More than twice a year, per request (plus incremental deli	\$	2.00

LOSS FACTORS

If the distributor is not capable of prorating changed loss factors jointly with distribution rates will be implemented upon the first subsequent billing for each billing cycle.

Total Loss Factor – Secondary Metered Customer < 5,000 kW	1.0409
Total Loss Factor – Secondary Metered Customer > 5,000 kW	1.0141
Distribution Loss Factor - Primary Metered Customer < 5,000 kW	1.0305
Distribution Loss Factor - Primary Metered Customer > 5,000 kW	1.0041




Ontario Energy Board
3RD Generation Incentive Regulation Model

London Hydro Inc. - EB-2011-0181




Rate Class

Street Lighting

Monthly Rates and Charges	Current Rate	Applied For Rate
Service Charge	1.38	1.39
Smart Meter Funding Adder	-	-
Service Charge Rate Rider(s)	0.01	-
Distribution Volumetric Rate	7.04820	7.11022
Distribution Volumetric Rate Rider(s)	(0.13530)	(0.54276)
Low Voltage Volumetric Rate	0.00000	0.00000
Retail Transmission Rate – Network Service Rate	1.79310	2.01790
Retail Transmission Rate – Line and Transformation Connection Service Rate	1.43540	1.51210
Wholesale Market Service Rate	0.0052	0.0052
Rural Rate Protection Charge	0.0013	0.0013
Standard Supply Service – Administration Charge (if applicable)	0.25	0.25
Debt Retirement Charge (DRC)	0.0070	0.0070
Loss Factor	1.0409	1.0409

