



Name of LDC: London Hydro Inc.  
File Number: EB-2010-0097  
Effective Date: Sunday, May 01, 2011  
Version : 2.0

## LDC Information

Applicant Name	London Hydro Inc.
Application Type	IRM3
OEB Application Number	EB-2010-0097
Tariff Effective Date	May 1, 2011
LDC Licence Number	ED-2002-0557
Notice Publication Language	English/French
DRC Rate	0.00700
Customer Bills	12 per year
Distribution Demand Bill Determinant	kW
Stretch Factor Group	II
Stretch Factor Value	0.4%
Last COS Re-based Year	2009
Last COS OEB Application Number	EB-2008-0235
Special Purpose Charge - Current	Yes
Special Purpose Charge - Applied	Yes
<u>Application Contact Information</u>	
Name:	Mike Chase
Title:	Manager of Finance and Regulatory Compliances
Phone Number:	519-661-5800 ext. 5750
E-Mail Address:	chasem@londonhydro.com


### Copyright

*This Workbook Model is protected by copyright and is being made available to you solely for the purpose of preparing or reviewing your draft rate order. You may use and copy this model for that purpose, and provide a copy of this model to any person that is advising or assisting you in that regard. Except as indicated above, any copying, reproduction, publication, sale, adaptation, translation, modification, reverse engineering or other use or dissemination of this model without the express written consent of the Ontario Energy Board is prohibited. If you provide a copy of this model to a person that is advising or assisting you in preparing or reviewing your draft rate order, you must ensure that the person understands and agrees to the restrictions noted above.*

**Name of LDC:** London Hydro Inc.  
**File Number:** EB-2010-0097  
**Effective Date:** Sunday, May 01, 2011  
**Version :** 2.0

## Table of Contents

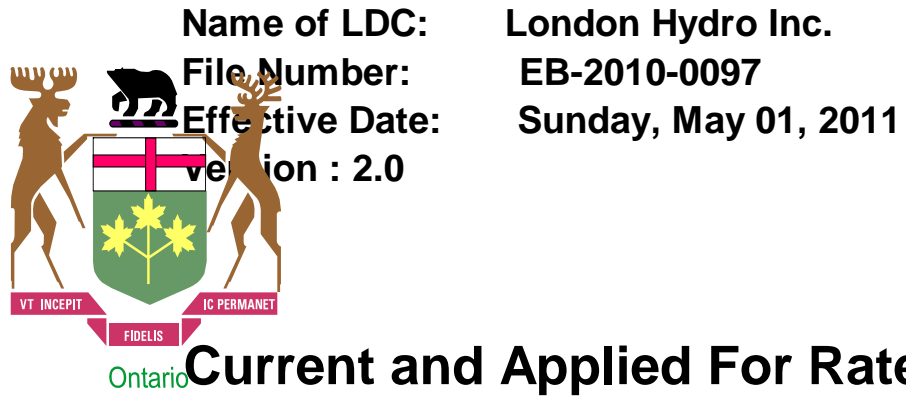
Sheet Name	Purpose of Sheet
<a href="#">A1.1 LDC Information</a>	Enter LDC Data
<a href="#">A2.1 Table of Contents</a>	Table of Contents
<a href="#">A3.1 Sheet Selection</a>	Show or Hide Sheet Selection
<a href="#">B1.1 Curr&amp;Appl Rt Class General</a>	Set up Tariff Sheet Rate Classes
<a href="#">C1.1 Smart Meter Funding Adder</a>	Enter Current Tariff Sheet Smart Meter Funding Adder
<a href="#">C2.1 Def Var Disp 2008</a>	Deferral Variance Account Disposition (2008)
<a href="#">C2.2 Def Var Disp 2009</a>	Deferral Variance Account Disposition (2009)
<a href="#">C2.3 Def Var Disp 2010</a>	Deferral Variance Account Disposition (2010)
<a href="#">C2.6 Tax Change Rate Rider</a>	Tax Change Rate Rider
<a href="#">C4.1 Curr Rates &amp; Chgs General</a>	Enter Current Tariff Sheet Rates
<a href="#">C7.1 Base Dist Rates Gen</a>	Calculation of Base Distribution Rates
<a href="#">D1.2 Revenue Cost Ratio Adj</a>	Revenue Cost Ratio Adjustment
<a href="#">E1.1 Rate Reb Base Dist Rts Gen</a>	Rate Rebalanced Base Distribution Rates
<a href="#">F1.1 GDP-IPI PCI Adjustment WS</a>	GDP-IPI Price Cap Adjustment Work Sheet
<a href="#">F1.2 GDP-IPI PCI Adjust to Rate</a>	GDP-IPI Price Cap Adjustment To Rates
<a href="#">G1.1 Aft PrcCp Base Dst Rts Gen</a>	Base Distribution Rates after Price Cap Adjustment
<a href="#">J1.1 Smart Meter Funding Adder</a>	Enter Proposed Tariff Sheet Smart Meter Rate Adder
<a href="#">J2.1 Def Var Disp 2008</a>	Deferral Variance Account Disposition (2008)
<a href="#">J2.2 Def Var Disp 2009</a>	Deferral Variance Account Disposition (2009)
<a href="#">J2.3 Def Var Disp 2010</a>	Deferral Variance Account Disposition (2010)
<a href="#">J2.4 Def Var Disp 2011</a>	Deferral Variance Account Disposition (2011)
<a href="#">J2.7 Tax Change Rate Rider</a>	Tax Change Rate Rider
<a href="#">J3.2 Global Adjust Elec 2010</a>	Applied for Rate Rider for Global Adjustment Sub-Account Disposition- Electricity Component 2010
<a href="#">J3.21 Global Adjust Elec 2011</a>	Applied for Rate Rider for Global Adjustment Sub-Account Disposition- Electricity Component 2011
<a href="#">J3.3 Global Adjust Del 2010</a>	Applied for Rate Rider for Global Adjustment Sub-Account Disposition - Delivery Component 2010
<a href="#">J3.31 Global Adjust Del 2011</a>	Applied for Rate Rider for Global Adjustment Sub-Account Disposition - Delivery Component 2011
<a href="#">L1.1 Appl For TX Network</a>	Applied For RTSR - Network
<a href="#">L2.1 Appl For TX Connect</a>	Applied For RTSR - Connection
<a href="#">M4.1 microFIT Generator</a>	Applied for microFIT Generator
<a href="#">N1.1 Appl For Mthly R&amp;C General</a>	Monthly Rates and Charges
<a href="#">N3.1 Curr&amp;Appl For Loss Factor</a>	Enter Loss Factors From Current Tariff Sheet
<a href="#">O1.1 Sum of Chgs To MSC&amp;DX Gen</a>	Shows Summary of Changes To General Service Charge and Distribution Volumetric Charge
<a href="#">O1.2 Sum of Tariff Rate Adders</a>	Shows Summary of Changes To Tariff Rate Adders
<a href="#">O1.3 Sum of Tariff Rate Rider</a>	Shows Summary of Changes To Tariff Rate Riders
<a href="#">O2.1 Calculation of Bill Impact</a>	Bill Impact Calculations
<a href="#">P1.1 Curr&amp;Appl For Allowances</a>	Enter Allowances from Current Tariff Sheets
<a href="#">P2.1 Curr&amp;Appl For Spc Srv Chg</a>	Enter Specific Service Charges from Current Tariff Sheets
<a href="#">P3.1 Curr&amp;Appl For Rtl Srv Chg</a>	Enter Retail Service Charges from Current Tariff Sheets



Name of LDC: London Hydro Inc.  
 File Number: EB-2010-0097  
 Effective Date: Sunday, May 01, 2011  
 Version : 2.0

## Show or Hide Sheet Selection

Sheet	Show / Hide	Purpose of Sheet
C2.1 Def Var Disp 2008	Show	To be used by distributor that had a Rate Rider for Deferral Variance Account Disposition (2008)
C2.2 Def Var Disp 2009	Show	To be used by distributor that had a Rate Rider for Deferral Variance Account Disposition (2009)
C2.3 Def Var Disp 2010	Show	To be used by distributor that had a Rate Rider for Deferral Variance Account Disposition (2010)
C2.4 LRAMSSM Recovery RateRider	Hide	To be used by distributor that had a Rate Rider for LRAM/SSM
C2.5 ForegoneRevenue Rate Rider	Hide	To be used by distributor that had a Rate Rider for Foregone Revenue
C2.6 Tax Change Rate Rider	Show	To be used by distributor that had a Rate Rider for Shared Tax Savings
C3.1 Curr Low Voltage Vol Rt	Hide	To be used by distributor that had a Rate Rider for Low Voltage Volumetric Rate
C3.2 Global Adjustment Elect	Hide	To be used by distributor that had a Rate Rider for GA Sub-Acct - Electricity
C3.3 Global Adjustment Del	Hide	To be used by distributor that had a Rate Rider for GA Sub-Acct - Delivery
D1.2 Revenue Cost Ratio Adj	Show	To be used by distributor that has a Revenue Cost Ratio Adjustment
J1.2 Smrt Grid Renew Gen Rt Add	Hide	To be used by distributor that is applying for a Rate Rider for Smart Grid / Renewable Generation Rate Adder
J2.1 Def Var Disp 2008	Show	To be used by distributor that is applying for a Rate Rider for Deferral Variance Account Disposition (2008)
J2.2 Def Var Disp 2009	Show	To be used by distributor that is applying for a Rate Rider for Deferral Variance Account Disposition (2009)
J2.3 Def Var Disp 2010	Show	To be used by distributor that is applying for a Rate Rider for Deferral Variance Account Disposition (2010)
J2.4 Def Var Disp 2011	Show	To be used by distributor that is applying for a Rate Rider for Deferral Variance Account Disposition (2011)
J2.5 LRAMSSM Recovery RateRider	Hide	To be used by distributor that is applying for a Rate Rider for LRAM/SSM
J2.6 ForegoneRevenue Rate Rider	Hide	To be used by distributor that is continuing a Rate Rider for Foregone Revenue
J2.7 Tax Change Rate Rider	Show	To be used by distributor that is applying for a Rate Rider for Shared Tax Savings
J2.8 Incr Capital Rate Rider	Hide	To be used by distributor that is applying for a Rate Rider for Incremental Capital
J3.1 App For Low Voltage Vol Rt	Hide	To be used by distributor that is applying for a Rate Rider for Low Voltage Volumetric Rate
J3.2 Global Adjust Elec 2010	Show	To be used by distributor that is applying for a Rate Rider for GA Sub-Acct - Electricity 2010
J3.21 Global Adjust Elec 2011	Show	To be used by distributor that is applying for a Rate Rider for GA Sub-Acct - Electricity 2011
J3.3 Global Adjust Del 2010	Show	To be used by distributor that is applying for a Rate Rider for GA Sub-Acct - Delivery 2010
J3.31 Global Adjust Del 2011	Show	To be used by distributor that is applying for a Rate Rider for GA Sub-Acct - Delivery 2011



**Name of LDC:** London Hydro Inc.  
**File Number:** EB-2010-0097  
**Effective Date:** Sunday, May 01, 2011  
**version :** 2.0

## Current and Applied For Rate Classes

Rate Group	Rate Class	Fixed Metric	Vol Metric
RES	Residential	Customer- 12 per year	kWh
GSLT50	General Service Less Than 50 kW	Customer- 12 per year	kWh
GSGT50	General Service 50 to 4,999 kW	Customer- 12 per year	kW
GSGT50	General Service 50 to 4,999 kW (CoGeneration)	Customer- 12 per year	kW
SB	Stand-By	Customer- 12 per year	kW
LU	Large Use	Customer- 12 per year	kW
USL	Unmetered Scattered Load	Customer- 12 per year	kWh
Sen	Sentinel Lighting	Customer- 12 per year	kW
SL	Street Lighting	Customer- 12 per year	kW
NA	Rate Class 10	NA	NA
NA	Rate Class 11	NA	NA
NA	Rate Class 12	NA	NA
NA	Rate Class 13	NA	NA
NA	Rate Class 14	NA	NA
NA	Rate Class 15	NA	NA
NA	Rate Class 16	NA	NA
NA	Rate Class 17	NA	NA
NA	Rate Class 18	NA	NA
NA	Rate Class 19	NA	NA
NA	Rate Class 20	NA	NA
NA	Rate Class 21	NA	NA
NA	Rate Class 22	NA	NA
NA	Rate Class 23	NA	NA
NA	Rate Class 24	NA	NA
NA	Rate Class 25	NA	NA



**Name of LDC:** London Hydro Inc.  
**File Number:** EB-2010-0097  
**Effective Date:** Sunday, May 01, 2011  
**Version :** 2.0

## Current Smart Meter Funding Adder

Rate Adder	Smart Meters
Tariff Sheet Disclosure	Yes
Metric Applied To	Metered Customers
Method of Application	Uniform Service Charge
Uniform Service Charge Amount	1.00

Rate Class	Applied to Class	Fixed Amount	Fixed Metric	Vol Amount	Vol Metric
Residential	Yes	1.000000	Customer- 12 per year	0.000000	kWh
General Service Less Than 50 kW	Yes	1.000000	Customer- 12 per year	0.000000	kWh
General Service 50 to 4,999 kW	Yes	1.000000	Customer- 12 per year	0.000000	kW
General Service 50 to 4,999 kW (CoGeneration)	Yes	1.000000	Customer- 12 per year	0.000000	kW
Large Use	Yes	1.000000	Customer- 12 per year	0.000000	kW



**Name of LDC:** London Hydro Inc.  
**File Number:** EB-2010-0097  
**Effective Date:** Sunday, May 01, 2011  
**Version :** 2.0

## Deferral Variance Account Disposition (2008)

Rate Rider Def Var Disp 2008  
 Sunset Date DDMMYYYY  
 Metric Applied To All Customers  
 Method of Application Distinct Volumetric

Rate Class	Applied to Class	Fixed Amount	Fixed Metric	Vol Amount	Vol Metric
Residential	No	0.000000	Customer- 12 per year	0.000000	kWh
General Service Less Than 50 kW	No	0.000000	Customer- 12 per year	0.000000	kWh
General Service 50 to 4,999 kW	No	0.000000	Customer- 12 per year	0.000000	kW
General Service 50 to 4,999 kW (CoGeneration)	No	0.000000	Customer- 12 per year	0.000000	kW
Stand-By	No	0.000000	Customer- 12 per year	0.000000	kW
Large Use	No	0.000000	Customer- 12 per year	0.000000	kW
Unmetered Scattered Load	No	0.000000	Customer- 12 per year	0.000000	kWh
Sentinel Lighting	No	0.000000	Customer- 12 per year	0.000000	kW
Street Lighting	No	0.000000	Customer- 12 per year	0.000000	kW




**Name of LDC:** London Hydro Inc.  
**File Number:** EB-2010-0097  
**Effective Date:** Sunday, May 01, 2011  
**Version :** 2.0

## Deferral Variance Account Disposition (2009)

Rate Rider Def Var Disp 2009  
 Sunset Date 30/04/2011  
DDMMYYYY  
 Metric Applied To All Customers  
 Method of Application Distinct Volumetric

Rate Class	Applied to Class	Fixed Amount	Fixed Metric	Vol Amount	Vol Metric
Residential	Yes	0.000000	Customer- 12 per year	-0.001300	kWh
General Service Less Than 50 kW	Yes	0.000000	Customer- 12 per year	-0.001600	kWh
General Service 50 to 4,999 kW	Yes	0.000000	Customer- 12 per year	-0.577800	kW
General Service 50 to 4,999 kW (CoGeneration)	Yes	0.000000	Customer- 12 per year	-0.255200	kW
Stand-By	Yes	0.000000	Customer- 12 per year	-0.255200	kW
Large Use	Yes	0.000000	Customer- 12 per year	-0.700100	kW
Unmetered Scattered Load	Yes	0.000000	Customer- 12 per year	-0.001600	kWh
Sentinel Lighting	Yes	0.000000	Customer- 12 per year	-0.464300	kW
Street Lighting	Yes	0.000000	Customer- 12 per year	-0.290400	kW




**Name of LDC:** London Hydro Inc.  
**File Number:** EB-2010-0097  
**Effective Date:** Sunday, May 01, 2011  
**Version :** 2.0

## Deferral Variance Account Disposition (2010)

Rate Rider Def Var Disp 2010  
 Sunset Date DDMMYYYY  
 Metric Applied To All Customers  
 Method of Application Distinct Volumetric

Rate Class	Applied to Class	Fixed Amount	Fixed Metric	Vol Amount	Vol Metric
Residential	No	0.000000	Customer- 12 per year	0.000000	kWh
General Service Less Than 50 kW	No	0.000000	Customer- 12 per year	0.000000	kWh
General Service 50 to 4,999 kW	No	0.000000	Customer- 12 per year	0.000000	kW
General Service 50 to 4,999 kW (CoGeneration)	No	0.000000	Customer- 12 per year	0.000000	kW
Stand-By	No	0.000000	Customer- 12 per year	0.000000	kW
Large Use	No	0.000000	Customer- 12 per year	0.000000	kW
Unmetered Scattered Load	No	0.000000	Customer- 12 per year	0.000000	kWh
Sentinel Lighting	No	0.000000	Customer- 12 per year	0.000000	kW
Street Lighting	No	0.000000	Customer- 12 per year	0.000000	kW





**Name of LDC:** London Hydro Inc.  
**File Number:** EB-2010-0097  
**Effective Date:** Sunday, May 01, 2011  
**Version :** 2.0

Ontario **Tax Change Rate Rider**

Rate Rider	Tax Change
Sunset Date	30/04/2011 <small>DD/MM/YYYY</small>
Metric Applied To	All Customers
Method of Application	Distinct Volumetric

Rate Class	Applied to Class	Fixed Amount	Fixed Metric	Vol Amount	Vol Metric
Residential	Yes	0.000000	Customer- 12 per year	-0.000200	kWh
General Service Less Than 50 kW	Yes	0.000000	Customer- 12 per year	-0.000100	kWh
General Service 50 to 4,999 kW	Yes	0.000000	Customer- 12 per year	-0.017100	kW
General Service 50 to 4,999 kW (CoGeneration)	Yes	0.000000	Customer- 12 per year	-0.033700	kW
Stand-By	Yes	0.000000	Customer- 12 per year	-0.013800	kW
Large Use	Yes	0.000000	Customer- 12 per year	-0.024100	kW
Unmetered Scattered Load	Yes	0.000000	Customer- 12 per year	-0.000100	kWh
Sentinel Lighting	Yes	0.000000	Customer- 12 per year	-0.125300	kW
Street Lighting	Yes	0.000000	Customer- 12 per year	-0.089700	kW

**Name of LDC:** London Hydro Inc.  
**File Number:** EB-2010-0097  
**Effective Date:** Sunday, May 01, 2011  
**Version:** 1.0



Ontario

## Rate Schedules and Charges

Rate Class

### Residential

Rate Description	Metric	Rate
Service Charge	\$	12.59
Service Charge Smart Meters	\$	1.00
Distribution Volumetric Rate	\$/kWh	0.0142
Distribution Volumetric Def Var Disp 2009 – effective until Saturday, April 30, 2011	\$/kWh	(0.00130)
Distribution Volumetric Tax Change – effective until Saturday, April 30, 2011	\$/kWh	(0.00020)
Retail Transmission Rate – Network Service Rate	\$/kWh	0.0061
Retail Transmission Rate – Line and Transformation Connection Service Rate	\$/kWh	0.0051
Wholesale Market Service Rate	\$/kWh	0.0052
Rural Rate Protection Charge	\$/kWh	0.0013
Standard Supply Service – Administrative Charge (if applicable)	\$	0.25

Rate Class

### General Service Less Than 50 kW

Rate Description	Metric	Rate
Service Charge	\$	29.27
Service Charge Smart Meters	\$	1.00
Distribution Volumetric Rate	\$/kWh	0.0091
Distribution Volumetric Def Var Disp 2009 – effective until Saturday, April 30, 2011	\$/kWh	(0.00160)

Distribution Volumetric Tax Change – effective until Saturday, April 30, 2011	\$/kWh	(0.00010)
Retail Transmission Rate – Network Service Rate	\$/kWh	0.0057
Retail Transmission Rate – Line and Transformation Connection Service Rate	\$/kWh	0.0045
Wholesale Market Service Rate	\$/kWh	0.0052
Rural Rate Protection Charge	\$/kWh	0.0013
Standard Supply Service – Administrative Charge (if applicable)	\$	0.25

Rate Class

**General Service 50 to 4,999 kW**

Rate Description	Metric	Rate
Service Charge	\$	289.64
Service Charge Smart Meters	\$	1.00
Distribution Volumetric Rate	\$/kW	1.6052
	\$/kW	
Distribution Volumetric Def Var Disp 2009 – effective until Saturday, April 30, 2011	\$/kW	(0.57780)
Distribution Volumetric Tax Change – effective until Saturday, April 30, 2011	\$/kW	(0.01710)
Retail Transmission Rate – Network Service Rate	\$/kW	2.0071
Retail Transmission Rate – Network Service Rate – Interval metered	\$/kW	2.5738
	\$/kW	0.0000
Retail Transmission Rate – Line and Transformation Connection Service Rate	\$/kW	1.6556
Retail Transmission Rate – Line and Transformation Connection Service Rate – Interval metered	\$/kW	2.3070
	\$/kW	0.0000
Wholesale Market Service Rate	\$/kWh	0.0052
Rural Rate Protection Charge	\$/kWh	0.0013
Standard Supply Service – Administrative Charge (if applicable)	\$	0.25

Rate Class

**General Service 50 to 4,999 kW (CoGeneration)**

Rate Description	Metric	Rate
Service Charge	\$	2,272.27
Service Charge Smart Meters	\$	1.00
Distribution Volumetric Rate	\$/kW	3.9642
	\$/kW	
Distribution Volumetric Def Var Disp 2009 – effective until Saturday, April 30, 2011	\$/kW	(0.25520)
Distribution Volumetric Tax Change – effective until Saturday, April 30, 2011	\$/kW	(0.03370)
Retail Transmission Rate – Network Service Rate	\$/kW	2.9712
	\$/kW	0.0000
	\$/kW	0.0000
Retail Transmission Rate – Line and Transformation Connection Service Rate	\$/kW	2.4403
	\$/kW	0.0000
	\$/kW	0.0000
Wholesale Market Service Rate	\$/kWh	0.0052
Rural Rate Protection Charge	\$/kWh	0.0013

Standard Supply Service – Administrative Charge (if applicable)	\$	0.25
---	----	------

Rate Class

**Stand-By**

Rate Description	Metric	Rate
Service Charge	\$	2.37
Distribution Volumetric Rate	\$/kW	0.0000
Distribution Volumetric Def Var Disp 2009 – effective until Saturday, April 30, 2011	\$/kW	(0.25520)
Distribution Volumetric Tax Change – effective until Saturday, April 30, 2011	\$/kW	(0.01380)
Retail Transmission Rate – Network Service Rate	\$/kW	0.0000
Retail Transmission Rate – Line and Transformation Connection Service Rate	\$/kW	0.0000
Wholesale Market Service Rate	\$/kWh	0.0052
Rural Rate Protection Charge	\$/kWh	0.0013
Standard Supply Service – Administrative Charge (if applicable)	\$	0.25

Rate Class

**Large Use**

Rate Description	Metric	Rate
Service Charge	\$	20,421.99
Service Charge Smart Meters	\$	1.00
Distribution Volumetric Rate	\$/kW	2.2552
	\$/kW	
Distribution Volumetric Def Var Disp 2009 – effective until Saturday, April 30, 2011	\$/kW	(0.70010)
Distribution Volumetric Tax Change – effective until Saturday, April 30, 2011	\$/kW	(0.02410)
Retail Transmission Rate – Network Service Rate	\$/kW	2.6365
Retail Transmission Rate – Line and Transformation Connection Service Rate	\$/kW	2.3070
Wholesale Market Service Rate	\$/kWh	0.0052
Rural Rate Protection Charge	\$/kWh	0.0013
Standard Supply Service – Administrative Charge (if applicable)	\$	0.25

Rate Class

**Unmetered Scattered Load**

Rate Description	Metric	Rate
Service Charge (per Customer)	\$	1.41
Distribution Volumetric Rate	\$/kWh	0.0117
Distribution Volumetric Def Var Disp 2009 – effective until Saturday, April 30, 2011	\$/kWh	(0.00160)
Distribution Volumetric Tax Change – effective until Saturday, April 30, 2011	\$/kWh	(0.00010)
Retail Transmission Rate – Network Service Rate	\$/kWh	0.0057
Retail Transmission Rate – Line and Transformation Connection Service Rate	\$/kWh	0.0045
Wholesale Market Service Rate	\$/kWh	0.0052

Rural Rate Protection Charge	\$/kWh	0.0013
Standard Supply Service – Administrative Charge (if applicable)	\$	0.25

Rate Class

### Sentinel Lighting

Rate Description	Metric	Rate
Service Charge	\$	3.10
Distribution Volumetric Rate	\$/kW	10.0297
Distribution Volumetric Def Var Disp 2009 – effective until Saturday, April 30, 2011	\$/kW	(0.46430)
Distribution Volumetric Tax Change – effective until Saturday, April 30, 2011	\$/kW	(0.12530)
Retail Transmission Rate – Network Service Rate	\$/kW	1.7697
Retail Transmission Rate – Line and Transformation Connection Service Rate	\$/kW	1.4596
Wholesale Market Service Rate	\$/kWh	0.0052
Rural Rate Protection Charge	\$/kWh	0.0013
Standard Supply Service – Administrative Charge (if applicable)	\$	0.25

Rate Class

### Street Lighting

Rate Description	Metric	Rate
Service Charge	\$	1.38
Distribution Volumetric Rate	\$/kW	7.0355
Distribution Volumetric Def Var Disp 2009 – effective until Saturday, April 30, 2011	\$/kW	(0.29040)
Distribution Volumetric Tax Change – effective until Saturday, April 30, 2011	\$/kW	(0.08970)
Retail Transmission Rate – Network Service Rate	\$/kW	1.7673
Retail Transmission Rate – Line and Transformation Connection Service Rate	\$/kW	1.4578
Wholesale Market Service Rate	\$/kWh	0.0052
Rural Rate Protection Charge	\$/kWh	0.0013
Standard Supply Service – Administrative Charge (if applicable)	\$	0.25

**Name of LDC:** London Hydro Inc.  
**File Number:** EB-2010-0097  
**Effective Date:** Sunday, May 01, 2011  
**Version:** 2.0



## Basic Distribution Rates


Ontario

### Service Charge

Class	Metric	Current Rates	Current Base Rates
Residential	Customer- 12 per year	12.590000	12.590000
General Service Less Than 50 kW	Customer- 12 per year	29.270000	29.270000
General Service 50 to 4,999 kW	Customer- 12 per year	289.640000	289.640000
General Service 50 to 4,999 kW (CoGeneration)	Customer- 12 per year	2,272.270000	2,272.270000
Stand-By	Customer- 12 per year	2.373300	2.373300
Large Use	Customer- 12 per year	20,421.990000	20,421.990000
Unmetered Scattered Load	Customer- 12 per year	1.410000	1.410000
Sentinel Lighting	Customer- 12 per year	3.100000	3.100000
Street Lighting	Customer- 12 per year	1.380000	1.380000

### Distribution Volumetric Rate

Class	Metric	Current Rates	Current Base Rates
Residential	kWh	0.014200	0.014200
General Service Less Than 50 kW	kWh	0.009100	0.009100
General Service 50 to 4,999 kW	kW	1.605200	1.605200
General Service 50 to 4,999 kW (CoGeneration)	kW	3.964200	3.964200
Stand-By	kW	0.000000	0.000000
Large Use	kW	2.255200	2.255200
Unmetered Scattered Load	kWh	0.011700	0.011700
Sentinel Lighting	kW	10.029700	10.029700
Street Lighting	kW	7.035500	7.035500



**Name of LDC:** London Hydro Inc.  
**File Number:** EB-2010-0097  
**Effective Date:** Sunday, May 01, 2011  
**Version :** 2.0

## Revenue Cost Ratio Adjustment

Rate Rebalancing Adjustment

Revenue Cost Ratio

Metric Applied To

All Customers

Method of Application


Both Distinct\$

### Monthly Service Charge

Class	Metric	Base Rate	\$ Adjustment	Adj To Base
Residential	Customer- 12 per year	12.590000	0.000000	0.000000
General Service Less Than 50 kW	Customer- 12 per year	29.270000	0.000000	0.000000
General Service 50 to 4,999 kW	Customer- 12 per year	289.640000	0.000000	0.000000
General Service 50 to 4,999 kW (CoGeneration)	Customer- 12 per year	2272.270000	0.000000	0.000000
Stand-By	Customer- 12 per year	2.373300	0.000000	0.000000
Large Use	Customer- 12 per year	20421.990000	0.000000	0.000000
Unmetered Scattered Load	Customer- 12 per year	1.410000	0.000000	0.000000
Sentinel Lighting	Customer- 12 per year	3.100000	0.000000	0.000000
Street Lighting	Customer- 12 per year	1.380000	0.000000	0.000000

### Volumetric Distribution Charge

Class	Metric	Base Rate	\$ Adjustment	Adj To Base
Residential	kWh	0.014200	0.000000	0.000000
General Service Less Than 50 kW	kWh	0.009100	0.000000	0.000000
General Service 50 to 4,999 kW	kW	1.605200	0.000000	0.000000
General Service 50 to 4,999 kW (CoGeneration)	kW	3.964200	0.000000	0.000000
Stand-By	kW	0.000000	0.000000	0.000000
Large Use	kW	2.255200	0.000000	0.000000
Unmetered Scattered Load	kWh	0.011700	0.000000	0.000000
Sentinel Lighting	kW	10.029700	0.000000	0.000000
Street Lighting	kW	7.035500	0.000000	0.000000



**Name of LDC:** London Hydro Inc.  
**File Number:** EB-2010-0097  
**Effective Date:** Sunday, May 01, 2011  
**Version :** 2.0

## Rate Rebalanced Base Distribution Rates


### Monthly Service Charge

Class	Metric	Base Rate	Revenue Cost Ratio	Rate ReBal Base
Residential	Customer- 12 per year	12.590000	0.000000	12.590000
General Service Less Than 50 kW	Customer- 12 per year	29.270000	0.000000	29.270000
General Service 50 to 4,999 kW	Customer- 12 per year	289.640000	0.000000	289.640000
General Service 50 to 4,999 kW (CoGeneration)	Customer- 12 per year	2,272.270000	0.000000	2,272.270000
Stand-By	Customer- 12 per year	2.373300	0.000000	2.373300
Large Use	Customer- 12 per year	20,421.990000	0.000000	20,421.990000
Unmetered Scattered Load	Customer- 12 per year	1.410000	0.000000	1.410000
Sentinel Lighting	Customer- 12 per year	3.100000	0.000000	3.100000
Street Lighting	Customer- 12 per year	1.380000	0.000000	1.380000

### Volumetric Distribution Charge

Class	Metric	Base Rate	Revenue Cost Ratio	Rate ReBal Base
Residential	kWh	0.014200	0.000000	0.014200
General Service Less Than 50 kW	kWh	0.009100	0.000000	0.009100
General Service 50 to 4,999 kW	kW	1.605200	0.000000	1.605200
General Service 50 to 4,999 kW (CoGeneration)	kW	3.964200	0.000000	3.964200
Stand-By	kW	0.000000	0.000000	0.000000
Large Use	kW	2.255200	0.000000	2.255200
Unmetered Scattered Load	kWh	0.011700	0.000000	0.011700
Sentinel Lighting	kW	10.029700	0.000000	10.029700
Street Lighting	kW	7.035500	0.000000	7.035500





Name of LDC: London Hydro Inc.  
File Number: EB-2010-0097  
Effective Date: Sunday, May 01, 2011  
Version : 2.0

### GDP-IPI Price Cap Adjustment Worksheet

**Price Cap Index**

Price Escalator (GDP-IPI)	1.30%
Less Productivity Factor	-0.72%
Less Stretch Factor	-0.40%
<b>Price Cap Index</b>	<b>0.18%</b>



**Name of LDC:** London Hydro Inc.  
**File Number:** EB-2010-0097  
**Effective Date:** Sunday, May 01, 2011  
**Version :** 2.0

## GDP-IPI Price Cap Adjustment to Rates

Price Cap Adjustment	Price Cap Adjustment		
Metric Applied To	All Customers		
Method of Application	Both Uniform%		
Uniform Service Charge Percent	0.180%	Uniform Volumetric Charge Percent	0.180% kWh 0.180% kW

### Monthly Service Charge

Class	Metric	Base Rate	To This Class	% Adjustment	Adj To Base
Residential	Customer- 12 per year	12.590000	Yes	0.180%	0.022662
General Service Less Than 50 kW	Customer- 12 per year	29.270000	Yes	0.180%	0.052686
General Service 50 to 4,999 kW	Customer- 12 per year	289.640000	Yes	0.180%	0.521352
General Service 50 to 4,999 kW (CoGeneration)	Customer- 12 per year	2272.270000	Yes	0.180%	4.090086
Stand-By	Customer- 12 per year	2.373300	Yes	0.180%	0.004272
Large Use	Customer- 12 per year	20421.990000	Yes	0.180%	36.759582
Unmetered Scattered Load	Customer- 12 per year	1.410000	Yes	0.180%	0.002538
Sentinel Lighting	Customer- 12 per year	3.100000	Yes	0.180%	0.005580
Street Lighting	Customer- 12 per year	1.380000	Yes	0.180%	0.002484

### Volumetric Distribution Charge

Class	Metric	Base Rate	To This Class	% Adjustment	Adj To Base
Residential	kWh	0.014200	Yes	0.180%	0.000026
General Service Less Than 50 kW	kWh	0.009100	Yes	0.180%	0.000016
General Service 50 to 4,999 kW	kW	1.605200	Yes	0.180%	0.002889
General Service 50 to 4,999 kW (CoGeneration)	kW	3.964200	Yes	0.180%	0.007136
Stand-By	kW	0.000000	Yes	0.180%	0.000000
Large Use	kW	2.255200	Yes	0.180%	0.004059
Unmetered Scattered Load	kWh	0.011700	Yes	0.180%	0.000021
Sentinel Lighting	kW	10.029700	Yes	0.180%	0.018053
Street Lighting	kW	7.035500	Yes	0.180%	0.012664



**Name of LDC:** London Hydro Inc.  
**File Number:** EB-2010-0097  
**Effective Date:** Sunday, May 01, 2011  
**Version :** 2.0

## After Price Cap Base Distribution Rates General

### Monthly Service Charge

Class	Metric	Base Rate	Price Cap Adjustment	After Price Cape Base
Residential	Customer- 12 per year	12.590000	0.022662	12.612662
General Service Less Than 50 kW	Customer- 12 per year	29.270000	0.052686	29.322686
General Service 50 to 4,999 kW	Customer- 12 per year	289.640000	0.521352	290.161352
General Service 50 to 4,999 kW (CoGeneration)	Customer- 12 per year	2272.270000	4.090086	2276.360086
Stand-By	Customer- 12 per year	2.373300	0.004272	2.377572
Large Use	Customer- 12 per year	20421.990000	36.759582	20458.749582
Unmetered Scattered Load	Customer- 12 per year	1.410000	0.002538	1.412538
Sentinel Lighting	Customer- 12 per year	3.100000	0.005580	3.105580
Street Lighting	Customer- 12 per year	1.380000	0.002484	1.382484

### Volumetric Distribution Charge

Class	Metric	Base Rate	Price Cap Adjustment	After Price Cape Base
Residential	kWh	0.014200	0.000026	0.014226
General Service Less Than 50 kW	kWh	0.009100	0.000016	0.009116
General Service 50 to 4,999 kW	kW	1.605200	0.002889	1.608089
General Service 50 to 4,999 kW (CoGeneration)	kW	3.964200	0.007136	3.971336
Stand-By	kW	0.000000	0.000000	0.000000
Large Use	kW	2.255200	0.004059	2.259259
Unmetered Scattered Load	kWh	0.011700	0.000021	0.011721
Sentinel Lighting	kW	10.029700	0.018053	10.047753
Street Lighting	kW	7.035500	0.012664	7.048164




**Name of LDC:** London Hydro Inc.  
**File Number:** EB-2010-0097  
**Effective Date:** Sunday, May 01, 2011  
**Version :** 2.0

## Applied For Smart Meter Funding Adder

Rate Adder	Smart Meters
Tariff Sheet Disclosure	Yes
Metric Applied To	Metered Customers
Method of Application	Uniform Service Charge
Uniform Service Charge Amount	2.78

Rate Class	Applied to Class	Fixed Amount	Fixed Metric	Vol Amount	Vol Metric
Residential	Yes	2.780000	Customer- 12 per year	0.000000	kWh
General Service Less Than 50 kW	Yes	2.780000	Customer- 12 per year	0.000000	kWh
General Service 50 to 4,999 kW	Yes	2.780000	Customer- 12 per year	0.000000	kW
General Service 50 to 4,999 kW (CoGeneration)	Yes	2.780000	Customer- 12 per year	0.000000	kW
Large Use	Yes	2.780000	Customer- 12 per year	0.000000	kW



**Name of LDC:** London Hydro Inc.  
**File Number:** EB-2010-0097  
**Effective Date:** Sunday, May 01, 2011  
**Version :** 2.0

## Deferral Variance Account Disposition (2008)

Rate Rider

Def Var Disp 2008

Sunset Date

DD/MM/YYYY

Metric Applied To

All Customers

Method of Application

Distinct Volumetric

Rate Class	Applied to Class	Fixed Amount	Fixed Metric	Vol Amount	Vol Metric
Residential	No	0.000000	Customer- 12 per year	0.000000	kWh
General Service Less Than 50 kW	No	0.000000	Customer- 12 per year	0.000000	kWh
General Service 50 to 4,999 kW	No	0.000000	Customer- 12 per year	0.000000	kW
General Service 50 to 4,999 kW (CoGeneration)	No	0.000000	Customer- 12 per year	0.000000	kW
Stand-By	No	0.000000	Customer- 12 per year	0.000000	kW
Large Use	No	0.000000	Customer- 12 per year	0.000000	kW
Unmetered Scattered Load	No	0.000000	Customer- 12 per year	0.000000	kWh
Sentinel Lighting	No	0.000000	Customer- 12 per year	0.000000	kW
Street Lighting	No	0.000000	Customer- 12 per year	0.000000	kW



**Name of LDC:** London Hydro Inc.  
**File Number:** EB-2010-0097  
**Effective Date:** Sunday, May 01, 2011  
**Version :** 2.0

## Deferral Variance Account Disposition (2009)

Rate Rider

Def Var Disp 2009

Sunset Date

DD/MM/YYYY

Metric Applied To

All Customers

Method of Application

Distinct Volumetric

Rate Class	Applied to Class	Fixed Amount	Fixed Metric	Vol Amount	Vol Metric
Residential	No	0.000000	Customer- 12 per year	0.000000	kWh
General Service Less Than 50 kW	No	0.000000	Customer- 12 per year	0.000000	kWh
General Service 50 to 4,999 kW	No	0.000000	Customer- 12 per year	0.000000	kW
General Service 50 to 4,999 kW (CoGeneration)	No	0.000000	Customer- 12 per year	0.000000	kW
Stand-By	No	0.000000	Customer- 12 per year	0.000000	kW
Large Use	No	0.000000	Customer- 12 per year	0.000000	kW
Unmetered Scattered Load	No	0.000000	Customer- 12 per year	0.000000	kWh
Sentinel Lighting	No	0.000000	Customer- 12 per year	0.000000	kW
Street Lighting	No	0.000000	Customer- 12 per year	0.000000	kW



**Name of LDC:** London Hydro Inc.  
**File Number:** EB-2010-0097  
**Effective Date:** Sunday, May 01, 2011  
**Version :** 2.0

## Deferral Variance Account Disposition (2010)

Rate Rider Def Var Disp 2010  
 Sunset Date DDMMYYYY  
 Metric Applied To All Customers  
 Method of Application Distinct Volumetric

Rate Class	Applied to Class	Fixed Amount	Fixed Metric	Vol Amount	Vol Metric
Residential	No	0.000000	Customer- 12 per year	0.000000	kWh
General Service Less Than 50 kW	No	0.000000	Customer- 12 per year	0.000000	kWh
General Service 50 to 4,999 kW	No	0.000000	Customer- 12 per year	0.000000	kW
General Service 50 to 4,999 kW (CoGeneration)	No	0.000000	Customer- 12 per year	0.000000	kW
Stand-By	No	0.000000	Customer- 12 per year	0.000000	kW
Large Use	No	0.000000	Customer- 12 per year	0.000000	kW
Unmetered Scattered Load	No	0.000000	Customer- 12 per year	0.000000	kWh
Sentinel Lighting	No	0.000000	Customer- 12 per year	0.000000	kW
Street Lighting	No	0.000000	Customer- 12 per year	0.000000	kW



Name of LDC: London Hydro Inc.  
File Number: EB-2010-0097  
Effective Date: Sunday, May 01, 2011  
Version : 2.0

## Deferral Variance Account Disposition (2011)

Rate Rider

Def Var Disp 2011

Sunset Date

DD/MM/YYYY

Metric Applied To


All Customers

Method of Application

Distinct Volumetric

Rate Class	Applied to Class	Fixed Amount	Fixed Metric	Vol Amount	Vol Metric
Residential	No	0.000000	Customer- 12 per year	0.000000	kWh
General Service Less Than 50 kW	No	0.000000	Customer- 12 per year	0.000000	kWh
General Service 50 to 4,999 kW	No	0.000000	Customer- 12 per year	0.000000	kW
General Service 50 to 4,999 kW (CoGeneration)	No	0.000000	Customer- 12 per year	0.000000	kW
Stand-By	No	0.000000	Customer- 12 per year	0.000000	kW
Large Use	No	0.000000	Customer- 12 per year	0.000000	kW
Unmetered Scattered Load	No	0.000000	Customer- 12 per year	0.000000	kWh
Sentinel Lighting	No	0.000000	Customer- 12 per year	0.000000	kW
Street Lighting	No	0.000000	Customer- 12 per year	0.000000	kW






**Name of LDC:** London Hydro Inc.  
**File Number:** EB-2010-0097  
**Effective Date:** Sunday, May 01, 2011  
**Version :** 2.0

## Tax Change Rate Rider

Rate Rider	Tax Change
Sunset Date	30/04/2011 <small>DD/MM/YYYY</small>
Metric Applied To	All Customers
Method of Application	Distinct Volumetric

Rate Class	Applied to Class	Fixed Amount	Fixed Metric	Vol Amount	Vol Metric
Residential	Yes	0.000000	Customer- 12 per year	-0.000400	kWh
General Service Less Than 50 kW	Yes	0.000000	Customer- 12 per year	-0.000200	kWh
General Service 50 to 4,999 kW	Yes	0.000000	Customer- 12 per year	-0.032800	kW
General Service 50 to 4,999 kW (CoGeneration)	Yes	0.000000	Customer- 12 per year	-0.076000	kW
Stand-By	Yes	0.000000	Customer- 12 per year	-0.026400	kW
Large Use	Yes	0.000000	Customer- 12 per year	-0.039700	kW
Unmetered Scattered Load	Yes	0.000000	Customer- 12 per year	-0.000010	kWh
Sentinel Lighting	Yes	0.000000	Customer- 12 per year	-0.141600	kW
Street Lighting	Yes	0.000000	Customer- 12 per year	-0.106800	kW




**Name of LDC:** London Hydro Inc.  
**File Number:** EB-2010-0097  
**Effective Date:** Sunday, May 01, 2011  
**Version :** 2.0

## Applied For Rate Rider for Global Adjustment Sub-Account Disposition- Electricity Component 2010

Rate Rider	GA Sub-Acct - Electricity 2010
Sunset Date	
Metric Applied To	All Customers
Method of Application	Distinct Volumetric

Rate Class	Applied to Class	Fixed Amount	Fixed Metric	Vol Amount	Vol Metric
Residential	No	0.000000	Customer- 12 per year	0.000000	kWh
General Service Less Than 50 kW	No	0.000000	Customer- 12 per year	0.000000	kWh
General Service 50 to 4,999 kW	No	0.000000	Customer- 12 per year	0.000000	kWh
General Service 50 to 4,999 kW (CoGeneration)	No	0.000000	Customer- 12 per year	0.000000	kWh
Stand-By	No	0.000000	Customer- 12 per year	0.000000	kWh
Large Use	No	0.000000	Customer- 12 per year	0.000000	kWh
Unmetered Scattered Load	No	0.000000	Customer- 12 per year	0.000000	kWh
Sentinel Lighting	No	0.000000	Customer- 12 per year	0.000000	kWh
Street Lighting	No	0.000000	Customer- 12 per year	0.000000	kWh




**Name of LDC:** London Hydro Inc.  
**File Number:** EB-2010-0097  
**Effective Date:** Sunday, May 01, 2011  
**Version :** 2.0

## Applied For Rate Rider for Global Adjustment Sub-Account Disposition- Electricity Component 2011

Rate Rider	GA Sub-Acct - Electricity 2011
Sunset Date	
Metric Applied To	All Customers
Method of Application	Distinct Volumetric

Rate Class	Applied to Class	Fixed Amount	Fixed Metric	Vol Amount	Vol Metric
Residential	No	0.000000	Customer- 12 per year	0.000000	kWh
General Service Less Than 50 kW	No	0.000000	Customer- 12 per year	0.000000	kWh
General Service 50 to 4,999 kW	No	0.000000	Customer- 12 per year	0.000000	kWh
General Service 50 to 4,999 kW (CoGeneration)	No	0.000000	Customer- 12 per year	0.000000	kWh
Stand-By	No	0.000000	Customer- 12 per year	0.000000	kWh
Large Use	No	0.000000	Customer- 12 per year	0.000000	kWh
Unmetered Scattered Load	No	0.000000	Customer- 12 per year	0.000000	kWh
Sentinel Lighting	No	0.000000	Customer- 12 per year	0.000000	kWh
Street Lighting	No	0.000000	Customer- 12 per year	0.000000	kWh




**Name of LDC:** London Hydro Inc.  
**File Number:** EB-2010-0097  
**Effective Date:** Sunday, May 01, 2011  
**Version :** 2.0

## Applied For Rate Rider for Global Adjustment Sub-Account Disposition - Delivery Component 2010

Rate Rider	GA Sub-Acct - Delivery 2010
Sunset Date	DD/MM/YYYY
Metric Applied To	All Customers
Method of Application	Distinct Volumetric

Rate Class	Applied to Class	Fixed Amount	Fixed Metric	Vol Amount	Vol Metric
Residential	No	0.000000	Customer- 12 per year	0.000000	kWh
General Service Less Than 50 kW	No	0.000000	Customer- 12 per year	0.000000	kWh
General Service 50 to 4,999 kW	No	0.000000	Customer- 12 per year	0.000000	kW
General Service 50 to 4,999 kW (CoGeneration)	No	0.000000	Customer- 12 per year	0.000000	kW
Stand-By	No	0.000000	Customer- 12 per year	0.000000	kW
Large Use	No	0.000000	Customer- 12 per year	0.000000	kW
Unmetered Scattered Load	No	0.000000	Customer- 12 per year	0.000000	kWh
Sentinel Lighting	No	0.000000	Customer- 12 per year	0.000000	kW
Street Lighting	No	0.000000	Customer- 12 per year	0.000000	kW




**Name of LDC:** London Hydro Inc.  
**File Number:** EB-2010-0097  
**Effective Date:** Sunday, May 01, 2011  
**Version :** 2.0

## Applied For Rate Rider for Global Adjustment Sub-Account Disposition - Delivery Component 2011

Rate Rider	GA Sub-Acct - Delivery 2011
Sunset Date	DD/MM/YYYY
Metric Applied To	All Customers
Method of Application	Distinct Volumetric

Rate Class	Applied to Class	Fixed Amount	Fixed Metric	Vol Amount	Vol Metric
Residential	No	0.000000	Customer- 12 per year	0.000000	kWh
General Service Less Than 50 kW	No	0.000000	Customer- 12 per year	0.000000	kWh
General Service 50 to 4,999 kW	No	0.000000	Customer- 12 per year	0.000000	kW
General Service 50 to 4,999 kW (CoGeneration)	No	0.000000	Customer- 12 per year	0.000000	kW
Stand-By	No	0.000000	Customer- 12 per year	0.000000	kW
Large Use	No	0.000000	Customer- 12 per year	0.000000	kW
Unmetered Scattered Load	No	0.000000	Customer- 12 per year	0.000000	kWh
Sentinel Lighting	No	0.000000	Customer- 12 per year	0.000000	kW
Street Lighting	No	0.000000	Customer- 12 per year	0.000000	kW



**Name of LDC:** London Hydro Inc.  
**File Number:** EB-2010-0097  
**Effective Date:** Sunday, May 01, 2011  
**Version :** 2.0

## Applied For RTSR - Network

Method of Application

Distinct Dollar

Rate Class	Applied to Class
<b>Residential</b>	Yes

Rate Description	Vol Metric	Current Amount	% Adjustment	\$ Adjustment	Final Amount
Retail Transmission Rate – Network Service Rate	\$/kWh	0.006100	0.000%	-0.000391	0.005709

Rate Class	Applied to Class
<b>General Service Less Than 50 kW</b>	Yes

Rate Description	Vol Metric	Current Amount	% Adjustment	\$ Adjustment	Final Amount
Retail Transmission Rate – Network Service Rate	\$/kWh	0.005700	0.000%	-0.000366	0.005334

Rate Class	Applied to Class
<b>General Service 50 to 4,999 kW</b>	Yes

Rate Description	Vol Metric	Current Amount	% Adjustment	\$ Adjustment	Final Amount
Retail Transmission Rate – Network Service Rate	\$/kW	2.007100	0.000%	-0.128813	1.878287
Retail Transmission Rate – Network Service Rate – Interval metered	\$/kW	2.573800	0.000%	-0.165183	2.408617

Rate Class	Applied to Class
<b>General Service 50 to 4,999 kW (CoGeneration)</b>	Yes

Rate Description	Vol Metric	Current Amount	% Adjustment	\$ Adjustment	Final Amount
Retail Transmission Rate – Network Service Rate	\$/kW	2.971200	0.000%	-0.190688	2.780512

Rate Class	Applied to Class
<b>Stand-By</b>	No

Rate Description	Vol Metric	Current Amount	% Adjustment	\$ Adjustment	Final Amount

Rate Class	Applied to Class
<b>Large Use</b>	Yes

Rate Description	Vol Metric	Current Amount	% Adjustment	\$ Adjustment	Final Amount
Retail Transmission Rate – Network Service Rate	\$/kW	2.636500	0.000%	-0.169143	2.467357

Rate Class	Applied to Class
<b>Unmetered Scattered Load</b>	Yes

Rate Description	Vol Metric	Current Amount	% Adjustment	\$ Adjustment	Final Amount
Retail Transmission Rate – Network Service Rate	\$/kWh	0.005700	0.000%	-0.000366	0.005334

Rate Class	Applied to Class
<b>Sentinel Lighting</b>	Yes


  

Rate Description	Vol Metric	Current Amount	% Adjustment	\$ Adjustment	Final Amount
Retail Transmission Rate – Network Service Rate	\$/kW	1.769700	0.000%	-0.113577	1.656123

Rate Class	Applied to Class
<b>Street Lighting</b>	Yes

Rate Description	Vol Metric	Current Amount	% Adjustment	\$ Adjustment	Final Amount
Retail Transmission Rate – Network Service Rate	\$/kW	1.767300	0.000%	-0.113423	1.653877



**Name of LDC:** London Hydro Inc.  
**File Number:** EB-2010-0097  
**Effective Date:** Sunday, May 01, 2011  
**Version :** 2.0

## Applied For RTSR - Connection

Method of Application

Distinct Dollar

Rate Class	Applied to Class
<b>Residential</b>	Yes

Rate Description	Vol Metric	Current Amount	% Adjustment	\$ Adjustment	Final Amount
Retail Transmission Rate – Line and Transformation Connection Service Rate	\$/kWh	0.005100	0.000%	-0.000314	0.004786

Rate Class	Applied to Class
<b>General Service Less Than 50 kW</b>	Yes

Rate Description	Vol Metric	Current Amount	% Adjustment	\$ Adjustment	Final Amount
Retail Transmission Rate – Line and Transformation Connection Service Rate	\$/kWh	0.004500	0.000%	-0.000277	0.004223

Rate Class	Applied to Class
<b>General Service 50 to 4,999 kW</b>	Yes

Rate Description	Vol Metric	Current Amount	% Adjustment	\$ Adjustment	Final Amount
Retail Transmission Rate – Line and Transformation Connection Service Rate	\$/kW	1.655600	0.000%	-0.101850	1.553750
Retail Transmission Rate – Line and Transformation Connection Service Rate – Interval metered	\$/kW	2.307000	0.000%	-0.141924	2.165076

Rate Class	Applied to Class
<b>General Service 50 to 4,999 kW (CoGeneration)</b>	Yes

Rate Description	Vol Metric	Current Amount	% Adjustment	\$ Adjustment	Final Amount
Retail Transmission Rate – Line and Transformation Connection Service Rate	\$/kW	2.440300	0.000%	-0.150124	2.290176

Rate Class	Applied to Class
<b>Stand-By</b>	No

Rate Description	Vol Metric	Current Amount	% Adjustment	\$ Adjustment	Final Amount

Rate Class	Applied to Class
<b>Large Use</b>	Yes

Rate Description	Vol Metric	Current Amount	% Adjustment	\$ Adjustment	Final Amount
Retail Transmission Rate – Line and Transformation Connection Service Rate	\$/kW	2.307000	0.000%	-0.141924	2.165076

Rate Class	Applied to Class
<b>Unmetered Scattered Load</b>	Yes


Rate Description	Vol Metric	Current Amount	% Adjustment	\$ Adjustment	Final Amount
Retail Transmission Rate – Line and Transformation Connection Service Rate	\$/kWh	0.004500	0.000%	-0.000277	0.004223

Rate Class	Applied to Class
<b>Sentinel Lighting</b>	Yes

Rate Description	Vol Metric	Current Amount	% Adjustment	\$ Adjustment	Final Amount
Retail Transmission Rate – Line and Transformation Connection Service Rate	\$/kW	1.459600	0.000%	-0.089733	1.369867

Rate Class	Applied to Class
<b>Street Lighting</b>	Yes

Rate Description	Vol Metric	Current Amount	% Adjustment	\$ Adjustment	Final Amount
Retail Transmission Rate – Line and Transformation Connection Service Rate	\$/kW	1.457800	0.000%	-0.089682	1.368118



Name of LDC: London Hydro Inc.  
File Number: EB-2010-0097  
Effective Date: Sunday, May 01, 2011  
Version : 2.0

## microFIT Generator

### Rate Class

#### microFIT Generator

Rate Description  
Service Charge

Fixed Metric	Rate
\$	5.25





Name of LDC: London Hydro Inc.  
 File Number: EB-2010-0097  
 Effective Date: Sunday, May 01, 2011  
 Version : 2.0

## Applied For Monthly Rates and Charges

Rate Class		
<b>Residential</b>		
Rate Description	Metric	Rate
Service Charge	\$	12.61
Service Charge Smart Meters	\$	2.78
Distribution Volumetric Rate	\$/kWh	0.0142
Distribution Volumetric Tax Change – effective until Saturday, April 30, 2011	\$/kWh	(0.00040)
Retail Transmission Rate – Network Service Rate	\$/kWh	0.0057
Retail Transmission Rate – Line and Transformation Connection Service Rate	\$/kWh	0.0048
Wholesale Market Service Rate	\$/kWh	0.0052
Rural Rate Protection Charge	\$/kWh	0.0013
Standard Supply Service – Administrative Charge (if applicable)	\$	0.25

Rate Class		
<b>General Service Less Than 50 kW</b>		
Rate Description	Metric	Rate
Service Charge	\$	29.32
Service Charge Smart Meters	\$	2.78
Distribution Volumetric Rate	\$/kWh	0.0091
Distribution Volumetric Tax Change – effective until Saturday, April 30, 2011	\$/kWh	(0.00020)
Retail Transmission Rate – Network Service Rate	\$/kWh	0.0053
Retail Transmission Rate – Line and Transformation Connection Service Rate	\$/kWh	0.0042
Wholesale Market Service Rate	\$/kWh	0.0052
Rural Rate Protection Charge	\$/kWh	0.0013
Standard Supply Service – Administrative Charge (if applicable)	\$	0.25

Rate Class		
<b>General Service 50 to 4,999 kW</b>		
Rate Description	Metric	Rate
Service Charge	\$	290.16
Service Charge Smart Meters	\$	2.78
Distribution Volumetric Rate	\$/kW	1.6081
Distribution Volumetric Tax Change – effective until Saturday, April 30, 2011	\$/kW	(0.03280)
Retail Transmission Rate – Network Service Rate	\$/kW	1.8783
Retail Transmission Rate – Network Service Rate – Interval metered	\$/kW	2.4086
Retail Transmission Rate – Line and Transformation Connection Service Rate	\$/kW	1.5538
Retail Transmission Rate – Line and Transformation Connection Service Rate – Interval metered	\$/kW	2.1651
Wholesale Market Service Rate	\$/kWh	0.0052
Rural Rate Protection Charge	\$/kWh	0.0013
Standard Supply Service – Administrative Charge (if applicable)	\$	0.25

Rate Class		
<b>General Service 50 to 4,999 kW (CoGeneration)</b>		
Rate Description	Metric	Rate
Service Charge	\$	2,276.36
Service Charge Smart Meters	\$	2.78
Distribution Volumetric Rate	\$/kW	3.9713
Distribution Volumetric Tax Change – effective until Saturday, April 30, 2011	\$/kW	(0.07600)
Retail Transmission Rate – Network Service Rate	\$/kW	2.7805
Retail Transmission Rate – Line and Transformation Connection Service Rate	\$/kW	2.2902
Wholesale Market Service Rate	\$/kWh	0.0052
Rural Rate Protection Charge	\$/kWh	0.0013
Standard Supply Service – Administrative Charge (if applicable)	\$	0.25

Rate Class		
<b>Stand-By</b>		
Rate Description	Metric	Rate
Service Charge	\$	2.38
Distribution Volumetric Tax Change – effective until Saturday, April 30, 2011	\$/kW	(0.02640)
Wholesale Market Service Rate	\$/kWh	0.0052
Rural Rate Protection Charge	\$/kWh	0.0013
Standard Supply Service – Administrative Charge (if applicable)	\$	0.25


Rate Class		
<b>Large Use</b>		
Rate Description	Metric	Rate
Service Charge	\$	20,458.75
Service Charge Smart Meters	\$	2.78
Distribution Volumetric Rate	\$/kW	2.2593
Distribution Volumetric Tax Change – effective until Saturday, April 30, 2011	\$/kW	(0.03970)
Retail Transmission Rate – Network Service Rate	\$/kW	2.4674
Retail Transmission Rate – Line and Transformation Connection Service Rate	\$/kW	2.1651
Wholesale Market Service Rate	\$/kWh	0.0052
Rural Rate Protection Charge	\$/kWh	0.0013
Standard Supply Service – Administrative Charge (if applicable)	\$	0.25

Rate Class		
<b>Unmetered Scattered Load</b>		
Rate Description	Metric	Rate
Service Charge (per Customer)	\$	1.41
Distribution Volumetric Rate	\$/kWh	0.0117
Distribution Volumetric Tax Change – effective until Saturday, April 30, 2011	\$/kWh	(0.00001)
Retail Transmission Rate – Network Service Rate	\$/kWh	0.0053
Retail Transmission Rate – Line and Transformation Connection Service Rate	\$/kWh	0.0042
Wholesale Market Service Rate	\$/kWh	0.0052
Rural Rate Protection Charge	\$/kWh	0.0013
Standard Supply Service – Administrative Charge (if applicable)	\$	0.25

Rate Class		
<b>Sentinel Lighting</b>		
Rate Description	Metric	Rate
Service Charge	\$	3.11
Distribution Volumetric Rate	\$/kW	10.0478
Distribution Volumetric Tax Change – effective until Saturday, April 30, 2011	\$/kW	(0.14160)
Retail Transmission Rate – Network Service Rate	\$/kW	1.6561
Retail Transmission Rate – Line and Transformation Connection Service Rate	\$/kW	1.3699
Wholesale Market Service Rate	\$/kWh	0.0052
Rural Rate Protection Charge	\$/kWh	0.0013
Standard Supply Service – Administrative Charge (if applicable)	\$	0.25

Rate Class		
<b>Street Lighting</b>		
Rate Description	Metric	Rate
Service Charge	\$	1.38
Distribution Volumetric Rate	\$/kW	7.0482
Distribution Volumetric Tax Change – effective until Saturday, April 30, 2011	\$/kW	(0.10680)
Retail Transmission Rate – Network Service Rate	\$/kW	1.6539
Retail Transmission Rate – Line and Transformation Connection Service Rate	\$/kW	1.3681
Wholesale Market Service Rate	\$/kWh	0.0052
Rural Rate Protection Charge	\$/kWh	0.0013
Standard Supply Service – Administrative Charge (if applicable)	\$	0.25

**Name of LDC:** London Hydro Inc.  
**File Number:** EB-2010-0097  
**Effective Date:** Sunday, May 01, 2011  
**Version:** 2.0



## Current Applied For Loss Factors

Ontario

### LOSS FACTORS

Current

Total Loss Factor - Secondary Metered Customer < 5,000 kW  
Total Loss Factor - Secondary Metered Customer > 5,000 kW  
Total Loss Factor - Primary Metered Customer < 5,000 kW  
Total Loss Factor - Primary Metered Customer > 5,000 kW

1.0409  
1.0141  
1.0305  
1.0041



Name of LDC: London Hydro Inc.  
 File Number: EB-2010-0097  
 Effective Date: Sunday, May 01, 2011  
 Version : 2.0

### Summary of Changes To Service Charge and Distribution V

	Fixed (\$)	Volumetric \$/kWh
<b>Residential</b>		
Current Tariff Distribution Rates	12.59	0.0142
Current Base Distribution Rates	12.59	0.0142
Price Cap Adjustments		
Price Cap Adjustment	0.02	0.0000
<b>Total Price Cap Adjustments</b>	<b>0.02</b>	<b>0.0000</b>
Applied For Base Distribution Rates	12.61	0.0142
Applied For Tariff Distribution Rates	12.61	0.0142
	0.00	0.0000

	Fixed (\$)	Volumetric \$/kWh
<b>General Service Less Than 50 kW</b>		
Current Tariff Rates	29.27	0.0091
Current Base Distribution Rates	29.27	0.01
Price Cap Adjustments		
Price Cap Adjustment	0.05	0.0000
<b>Total Price Cap Adjustments</b>	<b>0.05</b>	<b>0.0000</b>
Applied For Base Distribution Rates	29.32	0.0091
Applied For Tariff Distribution Rates	29.32	0.0091
	0.00	0.0000

	Fixed (\$)	Volumetric \$/kW
<b>General Service 50 to 4,999 kW</b>		
Current Tariff Rates	289.64	1.6052
Current Base Distribution Rates	289.64	1.61
Price Cap Adjustments		
Price Cap Adjustment	0.52	0.0029
<b>Total Price Cap Adjustments</b>	<b>0.52</b>	<b>0.0029</b>
Applied For Base Distribution Rates	290.16	1.6081
Applied For Tariff Distribution Rates	290.16	1.6081
	0.00	0.0000

	Fixed (\$)	Volumetric \$/kW
<b>General Service 50 to 4,999 kW (CoGeneration)</b>		
Current Tariff Rates	2,272.27	3.9642
Current Base Distribution Rates	2,272.27	3.96
Price Cap Adjustments		
Price Cap Adjustment	4.09	0.0071
<b>Total Price Cap Adjustments</b>	<b>4.09</b>	<b>0.0071</b>
Applied For Base Distribution Rates	2,276.36	3.9713
Applied For Tariff Distribution Rates	2,276.36	3.9713
	0.00	0.0000

	Fixed (\$)	Volumetric \$/kW
<b>Stand-By</b>		
Current Tariff Rates	2.37	0.0000
Current Base Distribution Rates	2.37	0.00
Price Cap Adjustments		
Price Cap Adjustment	0.00	0.0000
<b>Total Price Cap Adjustments</b>	<b>0.00</b>	<b>0.0000</b>
Applied For Base Distribution Rates	2.38	0.0000
Applied For Tariff Distribution Rates	2.38	0.0000
	0.00	0.0000

	Fixed (\$)	Volumetric \$/kW
<b>Large Use</b>		
Current Tariff Rates	20,421.99	2.2552
Current Base Distribution Rates	20,421.99	2.26
Price Cap Adjustments		
Price Cap Adjustment	36.76	0.0041
<b>Total Price Cap Adjustments</b>	<b>36.76</b>	<b>0.0041</b>
Applied For Base Distribution Rates	20,421.99	2.2552
Applied For Tariff Distribution Rates	20,458.75	2.2593
	0.00	0.0000

	Fixed (\$)	Volumetric \$/kWh
<b>Unmetered Scattered Load</b>		
Current Tariff Rates	1.41	0.0117
Current Base Distribution Rates	1.41	0.01
Price Cap Adjustments		
Price Cap Adjustment	0.00	0.0000
<b>Total Price Cap Adjustments</b>	<b>0.00</b>	<b>0.0000</b>
Applied For Base Distribution Rates	1.41	0.0117
Applied For Tariff Distribution Rates	1.41	0.0117
	0.00	0.0000

	Fixed (\$)	Volumetric \$/kW
<b>Sentinel Lighting</b>		
Current Tariff Rates	3.10	10.0297
Current Base Distribution Rates	3.10	10.03
Price Cap Adjustments		
Price Cap Adjustment	0.01	0.0181
<b>Total Price Cap Adjustments</b>	<b>0.01</b>	<b>0.0181</b>
Applied For Base Distribution Rates	3.11	10.0478
Applied For Tariff Distribution Rates	3.11	10.0478
	0.00	0.0000

	Fixed (\$)	Volumetric \$/kW
<b>Street Lighting</b>		
Current Tariff Rates	1.38	7.0355
Current Base Distribution Rates	1.38	7.04
Price Cap Adjustments		
Price Cap Adjustment	0.00	0.0127
<b>Total Price Cap Adjustments</b>	<b>0.00</b>	<b>0.0127</b>
Applied For Base Distribution Rates	1.38	7.0482
Applied For Tariff Distribution Rates	1.38	7.0482
	0.00	0.0000



Name of LDC: London Hydro Inc.  
File Number: EB-2010-0097  
Effective Date: Sunday, May 01, 2011  
Version : 2.0

## Summary of Changes To Tariff Rate Adders

	Fixed	Volumetric
Residential	(\$)	\$/kWh
<b>Current Tariff Rates Adders</b>		
Smart Meters	1.00	0.0000
<b>Total Current Tariff Rates Adders</b>	<b>1.00</b>	<b>0.0000</b>

	Fixed	Volumetric
Residential	(\$)	\$/kWh
<b>Proposed Tariff Rates Adders</b>		
Smart Meters	2.78	0.0000
<b>Total Proposed Tariff Rates Adders</b>	<b>2.78</b>	<b>0.0000</b>

	Fixed	Volumetric
General Service Less Than 50 kW	(\$)	\$/kWh
<b>Current Tariff Rates Adders</b>		
Smart Meters	1.00	0.0000
<b>Total Current Tariff Rates Adders</b>	<b>1.00</b>	<b>0.0000</b>

	Fixed	Volumetric
General Service Less Than 50 kW	(\$)	\$
<b>Proposed Tariff Rates Adders</b>		
Smart Meters	2.78	0.0000
<b>Total Proposed Tariff Rates Adders</b>	<b>2.78</b>	<b>0.0000</b>

	Fixed	Volumetric
General Service 50 to 4,999 kW	(\$)	\$
<b>Current Tariff Rates Adders</b>		
Smart Meters	1.00	0.0000
<b>Total Current Tariff Rates Adders</b>	<b>1.00</b>	<b>0.0000</b>

	Fixed	Volumetric
General Service 50 to 4,999 kW	(\$)	\$
<b>Proposed Tariff Rates Adders</b>		
Smart Meters	2.78	0.0000
<b>Total Proposed Tariff Rates Adders</b>	<b>2.78</b>	<b>0.0000</b>

	Fixed	Volumetric
General Service 50 to 4,999 kW (CoGeneration)	(\$)	\$/kWh
<b>Current Tariff Rates Adders</b>		
Smart Meters	1.00	0.0000
<b>Total Current Tariff Rates Adders</b>	<b>1.00</b>	<b>0.0000</b>

	Fixed	Volumetric
General Service 50 to 4,999 kW (CoGeneration)	(\$)	0
<b>Proposed Tariff Rates Adders</b>		
Smart Meters	2.78	0.0000
<b>Total Proposed Tariff Rates Adders</b>	<b>2.78</b>	<b>0.0000</b>

	Fixed	Volumetric
Stand-By	(\$)	\$/kWh
<b>Current Tariff Rates Adders</b>		
Smart Meters	0.00	0.0000
<b>Total Current Tariff Rates Adders</b>	<b>0.00</b>	<b>0.0000</b>

	Fixed	Volumetric
Stand-By	(\$)	0
<b>Proposed Tariff Rates Adders</b>		
Smart Meters	0.00	0.0000
<b>Total Proposed Tariff Rates Adders</b>	<b>0.00</b>	<b>0.0000</b>

	Fixed	Volumetric
Large Use	(\$)	0
<b>Current Tariff Rates Adders</b>		
Smart Meters	1.00	0.0000
<b>Total Current Tariff Rates Adders</b>	<b>1.00</b>	<b>0.0000</b>

	Fixed	Volumetric
Large Use	(\$)	\$/kW
<b>Proposed Tariff Rates Adders</b>		
Smart Meters	2.78	0.0000
<b>Total Proposed Tariff Rates Adders</b>	<b>2.78</b>	<b>0.0000</b>

	Fixed	Volumetric
Unmetered Scattered Load	(\$)	\$/kW
<b>Current Tariff Rates Adders</b>		
Smart Meters	0.00	0.0000
<b>Total Current Tariff Rates Adders</b>	<b>0.00</b>	<b>0.0000</b>

	Fixed	Volumetric
Unmetered Scattered Load	(\$)	0
<b>Proposed Tariff Rates Adders</b>		
Smart Meters	0.00	0.0000
<b>Total Proposed Tariff Rates Adders</b>	<b>0.00</b>	<b>0.0000</b>

	Fixed	Volumetric
Sentinel Lighting	(\$)	0
<b>Current Tariff Rates Adders</b>		
Smart Meters	0.00	0.0000
<b>Total Current Tariff Rates Adders</b>	<b>0.00</b>	<b>0.0000</b>

	Fixed	Volumetric
Sentinel Lighting	(\$)	\$
<b>Proposed Tariff Rates Adders</b>		
Smart Meters	0.00	0.0000
<b>Total Proposed Tariff Rates Adders</b>	<b>0.00</b>	<b>0.0000</b>

	Fixed	Volumetric
Street Lighting	(\$)	\$
<b>Current Tariff Rates Adders</b>		
Smart Meters	0.00	0.0000
<b>Total Current Tariff Rates Adders</b>	<b>0.00</b>	<b>0.0000</b>

	Fixed	Volumetric
Street Lighting	(\$)	\$/kW
<b>Proposed Tariff Rates Adders</b>		
Smart Meters	0.00	0.0000
<b>Total Proposed Tariff Rates Adders</b>	<b>0.00</b>	<b>0.0000</b>





Name of LDC: London Hydro Inc.  
File Number: EB-2010-0097  
Effective Date: Sunday, May 01, 2011  
Version : 2.0

## Summary of Changes To Tariff Rate Riders

	Fixed	Volumetric
Residential	(\$)	\$/kWh
Current Tariff Rates Riders		
Del Var Disp 2009	0.00	-0.0013
Tax Change	0.00	-0.0002
<b>Total Current Tariff Rates Riders</b>	<b>0.00</b>	<b>-0.0015</b>

	Fixed	Volumetric
Residential	(\$)	\$/kWh
Proposed Tariff Rates Riders		
Tax Change	0.00	-0.0004
<b>Total Proposed Tariff Rates Riders</b>	<b>0.00</b>	<b>-0.0004</b>

	Fixed	Volumetric
General Service Less Than 50 kW	(\$)	\$/kWh
Current Tariff Rates Riders		
Del Var Disp 2009	0.00	-0.0016
Tax Change	0.00	-0.0001
<b>Total Current Tariff Rates Riders</b>	<b>0.00</b>	<b>-0.0017</b>

	Fixed	Volumetric
General Service Less Than 50 kW	(\$)	\$
Proposed Tariff Rates Riders		
Tax Change	0.00	-0.0002
<b>Total Proposed Tariff Rates Riders</b>	<b>0.00</b>	<b>-0.0002</b>

	Fixed	Volumetric
General Service 50 to 4,999 kW	(\$)	\$
Current Tariff Rates Riders		
Del Var Disp 2009	0.00	-0.5778
Tax Change	0.00	-0.0171
<b>Total Current Tariff Rates Riders</b>	<b>0.00</b>	<b>-0.5949</b>

	Fixed	Volumetric
General Service 50 to 4,999 kW	(\$)	\$
Proposed Tariff Rates Riders		
Tax Change	0.00	-0.0328
<b>Total Proposed Tariff Rates Riders</b>	<b>0.00</b>	<b>-0.0328</b>

	Fixed	Volumetric
General Service 50 to 4,999 kW (CoGeneration)	(\$)	\$/kWh
Current Tariff Rates Riders		
Del Var Disp 2009	0.00	-0.2552
Tax Change	0.00	-0.0337
<b>Total Current Tariff Rates Riders</b>	<b>0.00</b>	<b>-0.2889</b>

	Fixed	Volumetric
General Service 50 to 4,999 kW (CoGeneration)	(\$)	\$
Proposed Tariff Rates Riders		
Tax Change	0.00	-0.0760
<b>Total Proposed Tariff Rates Riders</b>	<b>0.00</b>	<b>-0.0760</b>

	Fixed	Volumetric
Stand-By	(\$)	\$/kWh
Current Tariff Rates Riders		
Del Var Disp 2009	0.00	-0.2552
Tax Change	0.00	-0.0138
<b>Total Current Tariff Rates Riders</b>	<b>0.00</b>	<b>-0.2690</b>

	Fixed	Volumetric
Stand-By	(\$)	\$
Proposed Tariff Rates Riders		
Tax Change	0.00	-0.0264
<b>Total Proposed Tariff Rates Riders</b>	<b>0.00</b>	<b>-0.0264</b>

	Fixed	Volumetric
Large Use	(\$)	\$
Current Tariff Rates Riders		
Del Var Disp 2009	0.00	-0.7001
Tax Change	0.00	-0.0241
<b>Total Current Tariff Rates Riders</b>	<b>0.00</b>	<b>-0.7242</b>

	Fixed	Volumetric
Large Use	(\$)	\$/kW
Proposed Tariff Rates Riders		
Tax Change	0.00	-0.0397
<b>Total Proposed Tariff Rates Riders</b>	<b>0.00</b>	<b>-0.0397</b>

	Fixed	Volumetric
Unmetered Scattered Load	(\$)	\$/kW
Current Tariff Rates Riders		
Del Var Disp 2009	0.00	-0.0016
Tax Change	0.00	-0.0001
<b>Total Current Tariff Rates Riders</b>	<b>0.00</b>	<b>-0.0017</b>

	Fixed	Volumetric
Unmetered Scattered Load	(\$)	\$
Proposed Tariff Rates Riders		
Tax Change	0.00	0.0000
<b>Total Proposed Tariff Rates Riders</b>	<b>0.00</b>	<b>0.0000</b>

	Fixed	Volumetric
Sentinel Lighting	(\$)	\$
Current Tariff Rates Riders		
Del Var Disp 2009	0.00	-0.4643
Tax Change	0.00	-0.1253
<b>Total Current Tariff Rates Riders</b>	<b>0.00</b>	<b>-0.5896</b>

	Fixed	Volumetric
Sentinel Lighting	(\$)	\$
Proposed Tariff Rates Riders		
Tax Change	0.00	-0.1416
<b>Total Proposed Tariff Rates Riders</b>	<b>0.00</b>	<b>-0.1416</b>

	Fixed	Volumetric
Street Lighting	(\$)	\$
Current Tariff Rates Riders		
Del Var Disp 2009	0.00	-0.2904
Tax Change	0.00	-0.0897
<b>Total Current Tariff Rates Riders</b>	<b>0.00</b>	<b>-0.3801</b>

	Fixed	Volumetric
Street Lighting	(\$)	\$/kW
Proposed Tariff Rates Riders		
Tax Change	0.00	-0.1068
<b>Total Proposed Tariff Rates Riders</b>	<b>0.00</b>	<b>-0.1068</b>



Name of LDC: London Hydro Inc.  
 File Number: EB-2010-0097  
 Effective Date: Sunday, May 01, 2011  
 Version : 2.0

### Calculation of Bill Impacts

RTSR Loss Adjusted Metered kWh	Yes
RTSR Loss Adjusted Metered kW	No

### Sentinel Lighting

Monthly Rates and Charges	Metric	Current Rate	Applied For Rate
Service Charge	\$	3.10	3.11
Service Charge Rate Adder(s)	\$	-	-
Service Charge Rate Rider(s)	\$	-	-
Distribution Volumetric Rate	\$/kW	10.0297	10.0478
Distribution Volumetric Rate Adder(s)	\$/kW	-	-
Low Voltage Volumetric Rate	\$/kW	-	-
Distribution Volumetric Rate Rider(s)	\$/kW	-0.5896	-0.1416
Retail Transmission Rate - Network Service Rate	\$/kW	1.7697	1.6561
Retail Transmission Rate - Line and Transformation Connection Service Rate	\$/kW	1.4596	1.3699
Wholesale Market Service Rate	\$/kWh	0.0052	0.0052
Rural Rate Protection Charge	\$/kWh	0.0013	0.0013
Special Purpose Charge	\$/kWh	0.0004	0.0004
Standard Supply Service - Administration Charge (if applicable)	\$/kWh	0.25	0.25

Consumption	180 kWh	0.50 kW	Loss Factor	1.0409
RPP Tier One	750 kWh	Load Factor	49.3%	

Sentinel Lighting	Volume	RATE	CHARGE	Volume	RATE	CHARGE	\$	%	% of Total Bill
Energy First Tier (kWh)	188	0.0650	12.22	188	0.0650	12.22	0.00	0.0%	43.96%
Energy Second Tier (kWh)	0	0.0750	0.00	0	0.0750	0.00	0.00	0.0%	0.00%
<b>Sub-Total: Energy</b>			<b>12.22</b>			<b>12.22</b>	<b>0.00</b>	<b>0.0%</b>	<b>43.96%</b>
Service Charge	1	3.10	3.10	1	3.11	3.11	0.01	0.3%	11.19%
Service Charge Rate Adder(s)	1	0.00	0.00	1	0.00	0.00	0.00	0.0%	0.00%
Service Charge Rate Rider(s)	1	0.00	0.00	1	0.00	0.00	0.00	0.0%	0.00%
Distribution Volumetric Rate	0.50	10.0297	5.01	0.50	10.0478	5.02	0.01	0.2%	18.06%
Distribution Volumetric Rate Adder(s)	0.50	0.0000	0.00	0.50	0.0000	0.00	0.00	0.0%	0.00%
Low Voltage Volumetric Rate	0.50	0.0000	0.00	0.50	0.0000	0.00	0.00	0.0%	0.00%
Distribution Volumetric Rate Rider(s)	0.50	-0.5896	-0.29	0.50	-0.1416	-0.07	0.22	(75.9)%	-0.25%
<b>Total: Distribution</b>			<b>7.82</b>			<b>8.06</b>	<b>0.24</b>	<b>3.1%</b>	<b>28.99%</b>
Retail Transmission Rate - Network Service Rate	0.50	1.7697	0.88	0.50	1.6561	0.83	-0.05	(5.7)%	2.99%
Retail Transmission Rate - Line and Transformation Connection Service Rate	0.50	1.4596	0.73	0.50	1.3699	0.68	-0.05	(6.8)%	2.45%
<b>Total: Retail Transmission</b>			<b>1.61</b>			<b>1.51</b>	<b>-0.10</b>	<b>(6.2)%</b>	<b>5.43%</b>
<b>Sub-Total: Delivery (Distribution and Retail Transmission)</b>			<b>9.43</b>			<b>9.57</b>	<b>0.14</b>	<b>1.5%</b>	<b>34.42%</b>
Wholesale Market Service Rate	188	0.0052	0.98	188	0.0052	0.98	0.00	0.0%	3.53%
Rural Rate Protection Charge	188	0.0013	0.24	188	0.0013	0.24	0.00	0.0%	0.96%
Special Purpose Charge	188	0.0004	0.08	188	0.0004	0.08	0.00	0.0%	0.29%
Standard Supply Service - Administration Charge (if applicable)	1	0.25	0.25	1	0.25	0.25	0.00	0.0%	0.90%
<b>Sub-Total: Regulatory</b>			<b>1.55</b>			<b>1.55</b>	<b>0.00</b>	<b>0.0%</b>	<b>5.88%</b>
<b>Debt Retirement Charge (DRC)</b>	180	0.00700	1.26	180	0.00700	1.26	0.00	0.0%	4.53%
<b>Total Bill before Taxes</b>			<b>24.46</b>			<b>24.60</b>	<b>0.14</b>	<b>0.6%</b>	<b>88.49%</b>
HST	24.46	13%	3.18	24.60	13%	3.20	0.02	0.8%	11.51%
<b>Total Bill</b>			<b>27.64</b>			<b>27.80</b>	<b>0.16</b>	<b>0.6%</b>	<b>100.00%</b>

### Rate Class Threshold Test

#### Sentinel Lighting

	kWh	70	130	180	270	360
Loss Factor Adjusted kWh		73	136	188	282	375
	kW	0.20	0.35	0.50	0.75	1.00
Loss Factor		48.0%	50.9%	49.3%	49.3%	49.3%

#### Energy

Applied For Bill	\$ 4.74	\$ 8.84	\$ 12.22	\$ 18.33	\$ 24.37
Current Bill	\$ 4.74	\$ 8.84	\$ 12.22	\$ 18.33	\$ 24.37
\$ Impact	\$ -	\$ -	\$ -	\$ -	\$ -
% Impact	0.0%	0.0%	0.0%	0.0%	0.0%
% of Total Bill	35.9%	42.1%	44.0%	46.0%	47.1%

#### Distribution

Applied For Bill	\$ 5.09	\$ 6.58	\$ 8.06	\$ 10.54	\$ 13.02
Current Bill	\$ 4.99	\$ 6.40	\$ 7.82	\$ 10.18	\$ 12.54
\$ Impact	\$ 0.10	\$ 0.18	\$ 0.24	\$ 0.36	\$ 0.48
% Impact	2.0%	2.8%	2.8%	3.5%	3.8%
% of Total Bill	38.6%	31.3%	29.0%	26.5%	25.2%

#### Retail Transmission

Applied For Bill	\$ 0.60	\$ 1.06	\$ 1.51	\$ 2.27	\$ 3.03
Current Bill	\$ 0.64	\$ 1.13	\$ 1.61	\$ 2.42	\$ 3.23
\$ Impact	\$ -0.04	\$ -0.07	\$ 0.10	\$ 0.15	\$ 0.20
% Impact	-6.3%	-6.2%	6.2%	6.2%	6.2%
% of Total Bill	4.5%	5.0%	5.4%	5.7%	5.9%

#### Delivery (Distribution and Retail Transmission)

Applied For Bill	\$ 5.69	\$ 7.64	\$ 9.57	\$ 12.81	\$ 16.05
Current Bill	\$ 5.63	\$ 7.53	\$ 9.43	\$ 12.60	\$ 15.77
\$ Impact	\$ 0.06	\$ 0.11	\$ 0.14	\$ 0.21	\$ 0.28
% Impact	1.1%	1.5%	1.5%	1.7%	1.8%
% of Total Bill	43.1%	36.4%	34.4%	32.2%	31.0%

#### Regulatory

Applied For Bill	\$ 0.75	\$ 1.19	\$ 1.55	\$ 2.20	\$ 2.84
Current Bill	\$ 0.75	\$ 1.19	\$ 1.55	\$ 2.20	\$ 2.84
\$ Impact	\$ -	\$ -	\$ -	\$ -	\$ -
% Impact	0.0%	0.0%	0.0%	0.0%	0.0%
% of Total Bill	5.7%	5.7%	5.6%	5.5%	5.5%

#### Debt Retirement Charge

Applied For Bill	\$ 0.49	\$ 0.91	\$ 1.26	\$ 1.89	\$ 2.52
Current Bill	\$ 0.49	\$ 0.91	\$ 1.26	\$ 1.89	\$ 2.52
\$ Impact	\$ -	\$ -	\$ -	\$ -	\$ -
% Impact	0.0%	0.0%	0.0%	0.0%	0.0%
% of Total Bill	3.7%	4.3%	4.5%	4.7%	4.9%


#### GST

Applied For Bill	\$ 1.52	\$ 2.42	\$ 3.20	\$ 4.58	\$ 5.95
Current Bill	\$ 1.51	\$ 2.40	\$ 3.18	\$ 4.55	\$ 5.92
\$ Impact	\$ 0.01	\$ 0.02	\$ 0.02	\$ 0.03	\$ 0.03
% Impact	0.7%	0.8%	0.8%	0.7%	0.5%
% of Total Bill	11.5%	11.5%	11.5%	11.5%	11.5%

#### Total Bill

Applied For Bill	\$ 13.19	\$ 21.00	\$ 27.80	\$ 39.81	\$ 51.73
Current Bill	\$ 13.12	\$ 20.87	\$ 27.64	\$ 39.57	\$ 51.42
\$ Impact	\$ 0.07	\$ 0.13	\$ 0.16	\$ 0.24	\$ 0.31
% Impact	0.5%	0.6%	0.6%	0.6%	0.6%

Name of LDC: London Hydro Inc.  
File Number: EB-2010-0097  
Effective Date: Sunday, May 01, 2011



## Current and Applied For Allowances

Ontario

### Allowances

	Metric	Current
Transformer Allowance for Ownership - per kW of billing demand/month	\$/kW	(0.60)
Primary Metering Allowance for transformer losses - applied to measured demand and energy	%	(1.00)







**Name of LDC:** London Hydro Inc.  
**File Number:** EB-2010-0097  
**Effective Date:** Sunday, May 01, 2011  
**Version:** 2.0

## Current and Applied For Retail Service Charges

Ontario

	Metric	Current
<b>Retail Service Charges (if applicable)</b>		
Retail Service Charges refer to services provided by a distributor to retailers or customers related to the supply of competitive electricity		
One-time charge, per retailer, to establish the service agreement between the distributor and the retailer	\$	100.00
Monthly Fixed Charge, per retailer	\$	20.00
Monthly Variable Charge, per customer, per retailer	\$/cust.	0.50
Distributor-consolidated billing charge, per customer, per retailer	\$/cust.	0.30
Retailer-consolidated billing credit, per customer, per retailer	\$/cust.	(0.30)
<b>Service Transaction Requests (STR)</b>		
Request fee, per request, applied to the requesting party	\$	0.25
Processing fee, per request, applied to the requesting party	\$	0.50
Request for customer information as outlined in Section 10.6.3 and Chapter 11 of the Retail Settlement Code directly to retailers and customers, if not delivered electronically through the Electronic Business Transaction (EBT) system, applied to the requesting party		
Up to twice a year		no charge
More than twice a year, per request (plus incremental delivery costs)	\$	2.00