



October 1, 2010

Ms. Kirsten Walli
Board Secretary
Ontario Energy Board
P.O. Box 2319, 27th Floor
2300 Yonge Street
Toronto, Ontario
M4P 1E4

Dear Ms. Walli:

**Re: Innisfil Hydro Distribution Systems Limited Application for 2011 Electricity Distribution Rates
EB-2010-093**

Innisfil Hydro Distribution Systems Limited respectfully submits to the Ontario Energy Board (the "Board") its 2011 electricity distribution rate application, in compliance with the Board letter dated August 20, 2010, that directs the company to file its electricity distribution rate application by October 1, 2010. Innisfil Hydro Distribution Systems Limited 3rd Generation Incentive Rate Mechanism ("IRM3") rate application contains the following components:

- IHDSL Manager's Summary including,
 - Current and 2011 applied Tariff sheets
 - 2011 Bill impacts
- A completed Rate Generator model with supplemental filing modules or work forms, provided by the Board, both in electronic (i.e. Excel) and PDF form.

Further to the Board's RESS filing guidelines, an electronic copy of our IRM3 application will be submitted through the OEB e-Filing Services. Two hard copies of the application and an electronic copy of the application will be sent by courier.

We would be pleased to provide any further information or details that you may require relative to this application.

Yours respectfully,

Brenda L Pinke
Regulatory/CDM Officer
brendap@innifilhydro.com
(705) 431-6870 Ext 262

.cc Laurie Ann Cooledge, CMA, CPA

EB-2010-093

MANAGER'S SUMMARY

October 1, 2010

Innisfil Hydro Distribution Systems Limited (“IHDSL”) is a licensed electricity distributor (ED-2002-0520) that owns and operates electricity distribution systems that provide service to the Town of Innisfil as of January 1, 1994. IHDSL charges its customers distribution rates and other charges as authorized by the Ontario Energy Board (“Board”). In this application IHDSL is applying for rates and other charges effective May 1, 2011.

IHDSL has adhered to the Board’s directions in completing the Board approved IRM3 rate models and incorporated the necessary adjustment. This Manager’s Summary will address the following items:

- Cost Allocation
- Shared Tax Savings
- Price Cap Adjustment
- Deferral and Variance Account Riders
- Global Adjustment Sub-Account Disposition
- Late Payment Penalty Litigation Costs
- Summary of Customer Bill Impacts
- Current and Proposed Rates – Appendix A
- Bill Impacts – Appendix B

Cost Allocation

IHDSL received approval in the Decision EB-2008-0233 to use a three year phase in process to reallocate the Sentinel and Street Light Rate Class up to the minimum level criteria established by the Board. The approved process stipulates a 50% adjustment or ½ of the difference between the current class cost allocation factor and the minimum level Board approved parameters for the customer class in 2010.

The Board's decision also provided guidance that any offset reductions due to the approved adjustment to the Sentinel and Street Light classes should be shared proportionally by the GS > < 50kW classes. These two classes indicated that their Cost Allocation percentage were currently both above 100%.

IHDSL has consistently applied this process with the sequential IRM filings after the EB-2008-0233 Decision. To fully implement the cost allocation factor to achieve the Board approved parameters IHDSL is proposing the following Revenue to Cost ratios as determined by the model:

Rate Class	Proposed Ratio
Residential	101%
GSLT50 kW	101%
GSGT50 kW	119%
Unmetered Scattered	80%
Sentinel Lighting	70%
Street Lighting	70%

Shared Tax Savings Rate Rider

The completion of the 2011 IRM3 Shared Tax Savings Workform for IHDSL indicates that the 2011 tax sharing amount is a refund of \$69,791.00.

As per the Board direction these results have been included into worksheet J2.7 Tax Change Rate Rider of the 2011 Rate Generator model to be included in the determination by the model of 2011 proposed rates with a requested 1 year disposition.

Price Cap Adjustment

Under the 3rd Generation IRM plan, IHDSL's electricity distribution rates for 2011 are adjusted for three factors in the Rate Generator Model: a price escalator, a productivity factor and a stretch factor. For the purposes of preparing the 2011 application, the Board expects IHDSL to use a proxy for the price cap adjustment, the proxy is 0.18%. IHDSL understands that when the final price adjustment factor is determined the Board will adjust the price cap adjustment assumed in determining the 2011 final rates.

Deferral and Variance Account Riders

IHDSL has completed the 2011 IRM Deferral and Variance Account Workform and has determined that the threshold has been exceeded resulting in a refund of \$350,406.00. As a result IHDSL is requesting a Deferral and Variance Account Rider with a requested 1 year disposition.

Global Adjustment Sub-Account Disposition

IHDSL has completed the 2011 IRM Deferral and Variance Account Workform for calculation of the Global adjustment Rate Rider and has determined a debit of \$206,975.00. As a result IHDSL is requesting a volumetric Rate Rider of .00320 per kWh with a 1 year disposition.

Late Payment Penalty Ligation Costs

1. As part of this application, Innisfil Hydro Distribution Systems Limited (“IHDSL”) will be seeking recovery of a one-time expense in the amount of \$33,598.26 which is to be paid on June 30, 2011. This payment will serve to resolve long-standing litigation against all former municipal electric utilities (“MEUs”) in the Province in relation to late payment penalty (“LPP”) charges collected pursuant to, first, Ontario Hydro rate schedules and, after industry restructuring, Ontario Energy Board rate orders (the “LPP Class Action”).
2. On July 22, 2010, The Honourable Mr. Justice Cumming of the Ontario Superior Court of Justice approved a settlement of the LPP Class Action, the principal terms of which are the following:
 - (a) Former MEUs collectively pay \$17 million in damages;
 - (b) Payment is not due until June 30, 2011; and
 - (c) Amounts paid, after deduction for class counsel fee, will be paid to the Winter Warmth Fund or similar charities.
3. IHDSL will make a payment of \$33,598.26 by June 30, 2011. This amount represents IHDSL’s share of the settlement, applicable taxes and legal fees. IHDSL believes that the settlement is in its best interest and the best interest of its customers and that the payment in connection with the settlement will be a prudent one.
4. IHDSL, along with all other electricity distributors filing for cost of service and IRM applications for 2011 electricity distribution rates (the “LDCs”), proposes that the Board hold a generic hearing at the earliest opportunity to determine if all costs and damages incurred in this litigation and settlement are recoverable from customers and, if so, the form and timing of recovery from customers. If the

Board agrees to hold this generic hearing, the LDCs will collectively file written evidence to address the prudence of the settlement, the costs incurred, the methodology of allocating total settlement costs amongst the LDCs, the proposed method of recovery, and any other matters the Board determines appropriate.

5. If the Board determines that it will not hold a generic proceeding, “IHDSL” asks to be advised of this fact as soon as possible so that it can file, to permit adjudication as part of this proceeding, written evidence to address the prudence of the settlement, the costs incurred, the methodology of allocating total settlement costs amongst the LDCs, the proposed method of recovery, and any other matters the Board determines appropriate.

Summary of Customer Bill Impacts

The follow table outlines the impacts by customer class for the average customer:

Customer Class & Monthly Consumption	Current Total	Proposed Total	Proposed \$ Impact	Proposed % Impact
Residential – 800 kWh	135.14	131.15	-3.99	(3.0)%
GSLT50 kW – 2000 kWh	297.78	288.20	-9.58	(3.2)%
GSGT50 kW – 995000 kWh	131,118.43	127494.07	-3917.36	(3.0)%
USL – 2000 kWh	354.93	345.78	-9.15	(2.6)%
Sentinel Lighting – 180 kWh	42.25	45.21	2.96	7.0%
Street Lighting – 27 kWh	12.41	13.14	.73	5.9%

IHDSL submits that there are not any customer impacts that require rate mitigation for the proposed 2011 rates.

Conclusion

IHDSL has provided a copy of the 2010 tariff sheet, the proposed 2011 tariff sheet and the Bill Impacts by Rate Class in Appendix A1, A2 & Appendix B.

Appendix A1 – 2010 IHDSL Tariff Sheet

Appendix A2 – 2011 Proposed IHDSL Tariff Sheet

Appendix B - 2011 Bill Impacts by Rate Class

Innisfil Hydro Distribution Systems Limited

CURRENT TARIFF OF RATES AND CHARGES

CURRENT MONTHLY RATES AND CHARGES

Residential

Monthly Rates and Charges - Delivery Component

Service Charge	\$	19.02
Service Charge Smart Meters	\$	2.00
Distribution Volumetric Rate	\$/kWh	0.0186
Rate Rider for Global Adjustment Sub-Account Disposition (2010) - Effective until Saturday, April 30, 2011 Applicable only for Non-RPP Customers	\$/kWh	0.00240
Low Voltage Volumetric Rate	\$/kWh	0.0022
Distribution Volumetric Def Var Disp 2009 – effective until April 30, 2013	\$/kWh	0.0005
Distribution Volumetric Def Var Disp 2010 – effective until April 30, 2011	\$/kWh	0.0023
Distribution Volumetric Lost Revenue Adjustment Mechanism (LRAM) Recovery/Shared Savings Mechanism (SSM) Recovery – effective until April 30, 2011	\$/kWh	0.0008
Retail Transmission Rate – Network Service Rate	\$/kWh	0.0055
Retail Transmission Rate – Line and Transformation Connection Service Rate	\$/kWh	0.0047

Monthly Rates and Charges - Regulatory Component

Wholesale Market Service Rate	\$/kWh	0.0052
Rural Rate Protection Charge	\$/kWh	0.0013
Standard Supply Service – Administrative Charge (if applicable)	\$	0.25

General Service Less Than 50 kW

Monthly Rates and Charges - Delivery Component

Service Charge	\$	30.88
Service Charge Smart Meters	\$	2.00
Distribution Volumetric Rate	\$/kWh	0.0092
Rate Rider for Global Adjustment Sub-Account Disposition (2010) - Effective until Saturday, April 30, 2011 Applicable only for Non-RPP Customers	\$/kWh	0.00240
Low Voltage Volumetric Rate	\$/kWh	0.0020
Distribution Volumetric Def Var Disp 2009 – effective until April 30, 2013	\$/kWh	0.0004
Distribution Volumetric Def Var Disp 2010 – effective until April 30, 2011	\$/kWh	0.0023
Retail Transmission Rate – Network Service Rate	\$/kWh	0.0050
Retail Transmission Rate – Line and Transformation Connection Service Rate	\$/kWh	0.0043

Monthly Rates and Charges - Regulatory Component

Wholesale Market Service Rate	\$/kWh	0.0052
Rural Rate Protection Charge	\$/kWh	0.0013
Standard Supply Service – Administrative Charge (if applicable)	\$	0.25

General Service 50 to 4,999 kW

Monthly Rates and Charges - Delivery Component

Service Charge	\$	337.89
Service Charge Smart Meters	\$	2.00
Distribution Volumetric Rate	\$/kW	3.1351
Rate Rider for Global Adjustment Sub-Account Disposition (2010) - Effective until Saturday, April 30, 2011 Applicable only for Non-RPP Customers	\$/kW	0.81380
Low Voltage Volumetric Rate	\$/kW	0.7883
Distribution Volumetric Def Var Disp 2009 – effective until April 30, 2013	\$/kW	0.1368
Distribution Volumetric Def Var Disp 2010 – effective until April 30, 2011	\$/kW	0.8122
Distribution Volumetric Lost Revenue Adjustment Mechanism (LRAM) Recovery/Shared Savings Mechanism (SSM) Recovery	\$/kW	0.0214
Retail Transmission Rate – Network Service Rate	\$/kW	2.0407
Retail Transmission Rate – Network Service Rate – Interval metered	\$/kW	1.9765
Retail Transmission Rate – Line and Transformation Connection Service Rate	\$/kW	1.7050
Retail Transmission Rate – Line and Transformation Connection Service Rate – Interval metered	\$/kW	2.50

Monthly Rates and Charges - Regulatory Component

Wholesale Market Service Rate	\$/kWh	0.0052
Rural Rate Protection Charge	\$/kWh	0.0013
Standard Supply Service – Administrative Charge (if applicable)	\$	0.25

Sentinel Lighting

Monthly Rates and Charges - Delivery Component

Service Charge (per connection)	\$	6.01
Distribution Volumetric Rate	\$/kW	27.3557
Rate Rider for Global Adjustment Sub-Account Disposition (2010) - Effective until Saturday, April 30, 2011 Applicable only for Non-RPP Customers	\$/kW	0.84450
Low Voltage Volumetric Rate	\$/kW	0.6065
Distribution Volumetric Def Var Disp 2009 – effective until April 30, 2013	\$/kW	0.1762
Distribution Volumetric Def Var Disp 2010 – effective until April 30, 2011	\$/kW	0.8302
Retail Transmission Rate – Network Service Rate	\$/kW	1.5468
Retail Transmission Rate – Line and Transformation Connection Service Rate	\$/kW	1.3455

Monthly Rates and Charges - Regulatory Component

Wholesale Market Service Rate	\$/kWh	0.0052
Rural Rate Protection Charge	\$/kWh	0.0013
Standard Supply Service – Administrative Charge (if applicable)	\$	0.25

Street Lighting

Monthly Rates and Charges - Delivery Component

Service Charge (per connection)	\$	4.17
Distribution Volumetric Rate	\$/kW	28.8659
Rate Rider for Global Adjustment Sub-Account Disposition (2010) - Effective until Saturday, April 30, 2011 Applicable only for Non-RPP Customers	\$/kW	0.79120
Low Voltage Volumetric Rate	\$/kW	1.6331
Distribution Volumetric Def Var Disp 2009 – effective until April 30, 2013	\$/kW	0.1419
Distribution Volumetric Def Var Disp 2010 – effective until April 30, 2011	\$/kW	0.7879
Retail Transmission Rate – Network Service Rate	\$/kW	1.5390
Retail Transmission Rate – Line and Transformation Connection Service Rate	\$/kW	1.3179

Monthly Rates and Charges - Regulatory Component

Wholesale Market Service Rate	\$/kWh	0.0052
Rural Rate Protection Charge	\$/kWh	0.0013
Standard Supply Service – Administrative Charge (if applicable)	\$	0.25

Unmetered Scattered Load

Monthly Rates and Charges - Delivery Component

Service Charge (per connection)	\$	23.26
Distribution Volumetric Rate	\$/kWh	0.0392
Rate Rider for Global Adjustment Sub-Account Disposition (2010) - Effective until Saturday, April 30, 2011 Applicable only for Non-RPP Customers	\$/kWh	0.00240
Low Voltage Volumetric Rate	\$/kWh	0.0020
Distribution Volumetric Def Var Disp 2009 – effective until April 30, 2013	\$/kWh	0.0005
Distribution Volumetric Def Var Disp 2010 – effective until April 30, 2011	\$/kWh	0.0023
Retail Transmission Rate – Network Service Rate	\$/kWh	0.0050
Retail Transmission Rate – Line and Transformation Connection Service Rate	\$/kWh	0.0043

Monthly Rates and Charges - Regulatory Component

Wholesale Market Service Rate	\$/kWh	0.0052
Rural Rate Protection Charge	\$/kWh	0.0013
Standard Supply Service – Administrative Charge (if applicable)	\$	0.25

microFIT Generator

Service Charge	\$	5.25
----------------	----	------

CURRENT SPECIFIC SERVICE CHARGES**Customer Administration**

Arrears certificate	\$	15.00
Easement letter	\$	15.00
Credit reference/credit check (plus credit agency costs)	\$	15.00
Account set up charge/change of occupancy charge (plus credit agency costs if applicable)	\$	30.00
Returned cheque charge (plus bank charges)	\$	15.00
Meter dispute charge plus Measurement Canada fees (if meter found correct)	\$	30.00
Special meter reads	\$	30.00

Non-Payment of Account

Late Payment - per month	%	1.50
Late Payment - per annum	%	19.56
Collection of account charge - no disconnection	\$	15.00
Collection of account charge - no disconnection - after regular hours	\$	165.00
Disconnect/Reconnect at meter - during regular hours	\$	40.00
Disconnect/Reconnect at meter - after regular hours	\$	185.00
Disconnect/Reconnect at pole - during regular hours	\$	185.00
Disconnect/Reconnect at pole - after regular hours	\$	415.00

Other

Install/Remove load control device - after regular hours	\$	40.00
Install/Remove load control device - after regular hours	\$	185.00
Temporary service install & remove - overhead - no transformer	\$	500.00
Temporary service install & remove - underground - no transformer	\$	300.00
Temporary service install & remove - overhead - with transformer	\$	1,000.00
Specific Charge for Access to the Power Poles \$/pole/year	\$	22.35

Allowances

Transformer Allowance for Ownership - per kW of billing demand/month	\$/kW	(0.60)
Primary Metering Allowance for transformer losses - applied to measured demand and energy	%	(1.00)

Current Retail Service Charges (if applicable)**Retail Service Charges (if applicable)**

Retail Service Charges refer to services provided by a distributor to retailers or customers related to the supply of competitive electricity

One-time charge, per retailer, to establish the service agreement between the distributor and the retailer	\$	100.00
Monthly Fixed Charge, per retailer	\$	20.00
Monthly Variable Charge, per customer, per retailer	\$/cust.	0.50
Distributor-consolidated billing charge, per customer, per retailer	\$/cust.	0.30
Retailer-consolidated billing credit, per customer, per retailer	\$/cust.	(0.30)

Service Transaction Requests (STR)

Request fee, per request, applied to the requesting party	\$	0.25
Processing fee, per request, applied to the requesting party	\$	0.50
Request for customer information as outlined in Section 10.6.3 and Chapter 11 of the Retail Settlement Code directly to retailers and customers, if not delivered electronically through the Electronic Business Transaction (EBT) system, applied to the requesting party		
Up to twice a year		no charge
More than twice a year, per request (plus incremental delivery costs)	\$	2.00

LOSS FACTORS

Total Loss Factor - Secondary Metered Customer < 5,000 kW	1.0746
Total Loss Factor - Secondary Metered Customer > 5,000 kW	
Total Loss Factor - Primary Metered Customer < 5,000 kW	1.0638
Total Loss Factor - Primary Metered Customer > 5,000 kW	

Innisfil Hydro Distribution Systems Limited
TARIFF OF RATES AND CHARGES
Effective May 1, 2011

EB-2010-0093

MONTHLY RATES AND CHARGES

Applied For Monthly Rates and Charges

Residential

Monthly Rates and Charges - Electricity Component

Rate Rider for Global Adjustment Sub-Account Disposition (2011) - Effective until Monday, April 30, 2012 Applicable only for Non-RPP Customers	\$/kWh	0.00320
---	--------	---------

Monthly Rates and Charges - Delivery Component

Service Charge	\$	19.05
Service Charge Smart Meters	\$	2.00
Distribution Volumetric Rate	\$/kWh	0.0186
Low Voltage Volumetric Rate	\$/kWh	0.0022
Distribution Volumetric Def Var Disp 2009 – effective until April 30, 2013	\$/kWh	0.0005
Distribution Volumetric Def Var Disp 2011 – effective until April 30, 2012	\$/kWh	(0.00153)
Distribution Volumetric Tax Change – effective until April 30, 2012	\$/kWh	(0.0004)
Retail Transmission Rate – Network Service Rate	\$/kWh	0.0061
Retail Transmission Rate – Line and Transformation Connection Service Rate	\$/kWh	0.0046

Monthly Rates and Charges - Regulatory Component

Wholesale Market Service Rate	\$/kWh	0.0052
Rural Rate Protection Charge	\$/kWh	0.0013
Standard Supply Service – Administrative Charge (if applicable)	\$	0.25

General Service Less Than 50 kW

Monthly Rates and Charges - Electricity Component

Rate Rider for Global Adjustment Sub-Account Disposition (2011) - Effective until Monday, April 30, 2012 Applicable only for Non-RPP Customers	\$/kWh	0.00320
---	--------	---------

Monthly Rates and Charges - Delivery Component

Service Charge	\$	30.94
Service Charge Smart Meters	\$	2.00
Distribution Volumetric Rate	\$/kWh	0.0085
Low Voltage Volumetric Rate	\$/kWh	0.0020
Distribution Volumetric Def Var Disp 2009 – effective until April 30, 2013	\$/kWh	0.0004
Distribution Volumetric Def Var Disp 2011 – effective until April 30, 2012	\$/kWh	(0.00152)
Distribution Volumetric Tax Change – effective until April 30, 2012	\$/kWh	(0.0002)
Retail Transmission Rate – Network Service Rate	\$/kWh	0.0055
Retail Transmission Rate – Line and Transformation Connection Service Rate	\$/kWh	0.0042

Monthly Rates and Charges - Regulatory Component

Wholesale Market Service Rate	\$/kWh	0.0052
Rural Rate Protection Charge	\$/kWh	0.0013
Standard Supply Service – Administrative Charge (if applicable)	\$	0.25

General Service 50 to 4,999 kW**Monthly Rates and Charges - Electricity Component**

Rate Rider for Global Adjustment Sub-Account Disposition (2011) - Effective until Monday, April 30, 2012 Applicable only for Non-RPP Customers	\$/kWh	0.00320
---	--------	---------

Monthly Rates and Charges - Delivery Component

Service Charge	\$	338.50
Service Charge Smart Meters	\$	2.00
Distribution Volumetric Rate	\$/kW	2.9491
Low Voltage Volumetric Rate	\$/kW	0.7883
Distribution Volumetric Def Var Disp 2009 – effective until April 30, 2013	\$/kW	0.1368
Distribution Volumetric Def Var Disp 2011 – effective until April 30, 2012	\$/kW	(0.52674)
Distribution Volumetric Tax Change – effective until April 30, 2012	\$/kW	(0.0502)
Retail Transmission Rate – Network Service Rate	\$/kW	2.2638
Retail Transmission Rate – Network Service Rate – Interval metered	\$/kW	1.9765
Retail Transmission Rate – Line and Transformation Connection Service Rate	\$/kW	1.6803
Retail Transmission Rate – Line and Transformation Connection Service Rate – Interval metered	\$/kW	2.4638

Monthly Rates and Charges - Regulatory Component

Wholesale Market Service Rate	\$/kWh	0.0052
Rural Rate Protection Charge	\$/kWh	0.0013
Standard Supply Service – Administrative Charge (if applicable)	\$	0.25

Sentinel Lighting

Monthly Rates and Charges - Electricity Component

Rate Rider for Global Adjustment Sub-Account Disposition (2011) - Effective until Monday, April 30, 2012 Applicable only for Non-RPP Customers	\$/kWh	0.00320
---	--------	---------

Monthly Rates and Charges - Delivery Component

Service Charge (per connection)	\$	6.02
Distribution Volumetric Rate	\$/kW	34.4916
Low Voltage Volumetric Rate	\$/kW	0.6065
Distribution Volumetric Def Var Disp 2009 – effective until April 30, 2013	\$/kW	0.1762
Distribution Volumetric Def Var Disp 2011 – effective until April 30, 2012	\$/kW	(0.55913)
Distribution Volumetric Tax Change – effective until April 30, 2012	\$/kW	(0.6897)
Retail Transmission Rate – Network Service Rate	\$/kW	1.7159
Retail Transmission Rate – Line and Transformation Connection Service Rate	\$/kW	1.3260

Monthly Rates and Charges - Regulatory Component

Wholesale Market Service Rate	\$/kWh	0.0052
Rural Rate Protection Charge	\$/kWh	0.0013
Standard Supply Service – Administrative Charge (if applicable)	\$	0.25

Street Lighting

Monthly Rates and Charges - Electricity Component

Rate Rider for Global Adjustment Sub-Account Disposition (2011) - Effective until Monday, April 30, 2012 Applicable only for Non-RPP Customers	\$/kWh	0.00320
---	--------	---------

Monthly Rates and Charges - Delivery Component

Service Charge (per connection)	\$	4.18
Distribution Volumetric Rate	\$/kW	36.9807
Low Voltage Volumetric Rate	\$/kW	1.6331
Distribution Volumetric Def Var Disp 2009 – effective until April 30, 2013	\$/kW	0.1419
Distribution Volumetric Def Var Disp 2011 – effective until April 30, 2012	\$/kW	(0.54531)
Distribution Volumetric Tax Change – effective until April 30, 2012	\$/kW	(0.6030)
Retail Transmission Rate – Network Service Rate	\$/kW	1.7072
Retail Transmission Rate – Line and Transformation Connection Service Rate	\$/kW	1.2988

Monthly Rates and Charges - Regulatory Component

Wholesale Market Service Rate	\$/kWh	0.0052
Rural Rate Protection Charge	\$/kWh	0.0013
Standard Supply Service – Administrative Charge (if applicable)	\$	0.25

Unmetered Scattered Load

Monthly Rates and Charges - Electricity Component

Rate Rider for Global Adjustment Sub-Account Disposition (2011) - Effective until Monday, April 30, 2012 Applicable only for Non-RPP Customers	\$/kWh	0.00320
---	--------	---------

Monthly Rates and Charges - Delivery Component

Service Charge (per connection)	\$	23.30
Distribution Volumetric Rate	\$/kWh	0.0393
Low Voltage Volumetric Rate	\$/kWh	0.0020
Distribution Volumetric Def Var Disp 2009 – effective until April 30, 2013	\$/kWh	0.0005
Distribution Volumetric Def Var Disp 2011 – effective until April 30, 2012	\$/kWh	(0.00157)
Distribution Volumetric Tax Change – effective until April 30, 2012	\$/kWh	(0.0007)
Retail Transmission Rate – Network Service Rate	\$/kWh	0.0055
Retail Transmission Rate – Line and Transformation Connection Service Rate	\$/kWh	0.0042

Monthly Rates and Charges - Regulatory Component

Wholesale Market Service Rate	\$/kWh	0.0052
Rural Rate Protection Charge	\$/kWh	0.0013
Standard Supply Service – Administrative Charge (if applicable)	\$	0.25

microFIT Generator

Service Charge	\$	5.25
----------------	----	------

Specific Service Charges

Customer Administration

Arrears certificate	\$	15.00
Easement letter	\$	15.00
Credit reference/credit check (plus credit agency costs)	\$	15.00
Account set up charge/change of occupancy charge (plus credit agency costs if applicable)	\$	30.00
Returned cheque charge (plus bank charges)	\$	15.00
Meter dispute charge plus Measurement Canada fees (if meter found correct)	\$	30.00

Special meter reads	\$	30.00
Non-Payment of Account		
Late Payment - per month	%	1.50
Late Payment - per annum	%	19.56
Collection of account charge - no disconnection	\$	15.00
Collection of account charge - no disconnection - after regular hours	\$	165.00
Disconnect/Reconnect at meter - during regular hours	\$	40.00
Disconnect/Reconnect at meter - after regular hours	\$	185.00
Disconnect/Reconnect at pole - during regular hours	\$	185.00
Disconnect/Reconnect at pole - after regular hours	\$	415.00
Other		
Install/Remove load control device - after regular hours	\$	40.00
Install/Remove load control device - after regular hours	\$	185.00
Temporary service install & remove - overhead - no transformer	\$	500.00
Temporary service install & remove - underground - no transformer	\$	300.00
Temporary service install & remove - overhead - with transformer	\$	1,000.00
Specific Charge for Access to the Power Poles \$/pole/year	\$	22.35
Allowances		
Transformer Allowance for Ownership - per kW of billing demand/month	\$/kW	(0.60)
Primary Metering Allowance for transformer losses - applied to measured demand and energy	%	(1.00)
Retail Service Charges (if applicable)		
Retail Service Charges (if applicable)		
Retail Service Charges refer to services provided by a distributor to retailers or customers related to the supply of competitive electricity		
One-time charge, per retailer, to establish the service agreement between the distributor and the retailer	\$	100.00
Monthly Fixed Charge, per retailer	\$	20.00
Monthly Variable Charge, per customer, per retailer	\$/cust.	0.50
Distributor-consolidated billing charge, per customer, per retailer	\$/cust.	0.30
Retailer-consolidated billing credit, per customer, per retailer	\$/cust.	(0.30)
Service Transaction Requests (STR)		
Request fee, per request, applied to the requesting party	\$	0.25
Processing fee, per request, applied to the requesting party	\$	0.50
Request for customer information as outlined in Section 10.6.3 and Chapter 11 of the Retail Settlement Code directly to retailers and customers, if not delivered electronically through the Electronic Business Transaction (EBT) system, applied to the requesting party		
Up to twice a year		no charge
More than twice a year, per request (plus incremental delivery costs)	\$	2.00
LOSS FACTORS		
Total Loss Factor - Secondary Metered Customer < 5,000 kW		1.0746

Total Loss Factor - Secondary Metered Customer > 5,000 kW
Total Loss Factor - Primary Metered Customer < 5,000 kW
Total Loss Factor - Primary Metered Customer > 5,000 kW

1.0638

Name of LDC: Innisfil Hydro Distribution Systems Limited
 File Number: EB-2010-0093
 Effective Date: Sunday, May 01, 2011
 Version : 1.0

Appendix B

Residential

Monthly Rates and Charges	Metric	Current Rate	Applied For Rate
Service Charge	\$	19.02	19.05
Service Charge Rate Adder(s)	\$	2.00	2.00
Service Charge Rate Rider(s)	\$	-	-
Distribution Volumetric Rate	\$/kWh	0.0186	0.0186
Distribution Volumetric Rate Adder(s)	\$/kWh	-	-
Low Voltage Volumetric Rate	\$/kWh	0.0022	0.0022
Distribution Volumetric Rate Rider(s)	\$/kWh	0.0036	0.0014
Retail Transmission Rate – Network Service Rate	\$/kWh	0.0055	0.0061
Retail Transmission Rate – Line and Transformation Connection Service Rate	\$/kWh	0.0047	0.0046
Retail Transmission Rate – Low Voltage Service Rate	\$/kWh	-	-
Wholesale Market Service Rate	\$/kWh	0.0052	0.0052
Rural Rate Protection Charge	\$/kWh	0.0013	0.0013
Special Purpose Charge	\$/kWh	0.0004	0.0004
Standard Supply Service – Administration Charge (if applicable)	\$/kWh	0.25	0.25

Consumption	800 kWh	0 kW
RPP Tier One	600 kWh	Load Factor

Loss Factor 1.0746

Residential	Volume	RATE \$	CHARGE \$	Volume	RATE \$	CHARGE \$	\$	%	% of Total Bill
Energy First Tier (kWh)	600	0.0650	39.00	600	0.0650	39.00	0.00	0.0%	29.74%
Energy Second Tier (kWh)	260	0.0750	19.50	260	0.0750	19.50	0.00	0.0%	14.87%
Sub-Total: Energy			58.50			58.50	0.00	0.0%	44.61%
Service Charge	1	19.02	19.02	1	19.05	19.05	0.03	0.2%	14.53%
Service Charge Rate Rider(s)	1	0.00	0.00	1	0.00	0.00	0.00	0.0%	0.00%
Distribution Volumetric Rate	800	0.0186	14.88	800	0.0186	14.88	0.00	0.0%	11.35%
Distribution Volumetric Rate Adder(s)	800	0.0000	0.00	800	0.0000	0.00	0.00	0.0%	0.00%
Low Voltage Volumetric Rate	800	0.0022	1.76	800	0.0022	1.76	0.00	0.0%	1.34%
Distribution Volumetric Rate Rider(s)	800	0.0036	2.88	800	-0.0014	-1.12	-4.00	(138.9)%	-0.85%
Total: Distribution			40.54			36.57	-3.97	(9.8)%	27.88%
Retail Transmission Rate – Network Service Rate	860	0.0055	4.73	860	0.0061	5.25	0.52	11.0%	4.00%
Retail Transmission Rate – Line and Transformation Connection Service Rate	860	0.0047	4.04	860	0.0046	3.96	-0.08	(2.0)%	3.02%
Retail Transmission Rate – Low Voltage Volumetric Rate	860	0.0000	0.00	860	0.0000	0.00	0.00	0.0%	0.00%
Total: Retail Transmission			8.77			9.21	0.44	5.0%	7.02%
Sub-Total: Delivery (Distribution and Retail Transmission)			49.31			45.78	-3.53	(7.2)%	34.91%
Wholesale Market Service Rate	860	0.0052	4.47	860	0.0052	4.47	0.00	0.0%	3.41%
Rural Rate Protection Charge	860	0.0013	1.12	860	0.0013	1.12	0.00	0.0%	0.85%
Special Purpose Charge	860	0.0004	0.34	860	0.0004	0.34	0.00	0.0%	0.26%
Standard Supply Service – Administration Charge (if applicable)	1	0.25	0.25	1	0.25	0.25	0.00	0.0%	0.19%
Sub-Total: Regulatory			6.18			6.18	0.00	0.0%	4.71%
Debt Retirement Charge (DRC)	800	0.00700	5.60	800	0.00700	5.60	0.00	0.0%	4.27%
Total Bill before Taxes			119.59			116.06	-3.53	(3.0)%	88.49%
HST	119.59	13%	15.55	116.06	13%	15.09	-0.46	(3.0)%	11.51%
Total Bill			135.14			131.15	-3.99	(3.0)%	100.00%

Rate Class Threshold Test

Residential

	250	600	800	1,400	2,250
kWh	250	600	800	1,400	2,250
Loss Factor Adjusted kWh	269	645	860	1,505	2,418
kW					
Load Factor					

Energy

Applied For Bill	\$ 17.48	\$ 42.38	\$ 58.50	\$ 106.88	\$ 175.35
Current Bill	\$ 17.48	\$ 42.38	\$ 58.50	\$ 106.88	\$ 175.35
\$ Impact	\$ -	\$ -	\$ -	\$ -	\$ -
% Impact	0.0%	0.0%	0.0%	0.0%	0.0%
% of Total Bill	30.9%	41.3%	44.6%	49.4%	52.0%

Distribution

Applied For Bill	\$ 25.89	\$ 32.67	\$ 36.55	\$ 48.17	\$ 64.63
Current Bill	\$ 27.12	\$ 35.66	\$ 40.54	\$ 55.18	\$ 75.92
\$ Impact	-\$ 1.23	-\$ 2.99	-\$ 3.99	-\$ 7.01	-\$ 11.29
% Impact	-4.5%	-8.4%	-9.8%	-12.7%	-14.9%
% of Total Bill	45.7%	31.8%	27.9%	22.2%	19.2%

Retail Transmission

Applied For Bill	\$ 2.88	\$ 6.90	\$ 9.21	\$ 16.10	\$ 25.87
Current Bill	\$ 2.74	\$ 6.58	\$ 8.77	\$ 15.35	\$ 24.66
\$ Impact	\$ 0.14	\$ 0.32	\$ 0.44	\$ 0.75	\$ 1.21
% Impact	5.1%	4.9%	5.0%	4.9%	4.9%
% of Total Bill	5.1%	6.7%	7.0%	7.4%	7.7%

Delivery (Distribution and Retail Transmission)

Applied For Bill	\$ 28.77	\$ 39.57	\$ 45.76	\$ 64.27	\$ 90.50
Current Bill	\$ 29.86	\$ 42.24	\$ 49.31	\$ 70.53	\$ 100.58
\$ Impact	-\$ 1.09	-\$ 2.67	-\$ 3.55	-\$ 6.26	-\$ 10.08
% Impact	-3.7%	-6.3%	-7.2%	-8.9%	-10.0%
% of Total Bill	50.8%	38.5%	34.9%	29.7%	26.8%

Regulatory

Applied For Bill	\$ 2.11	\$ 4.70	\$ 6.18	\$ 10.64	\$ 16.93
Current Bill	\$ 2.11	\$ 4.70	\$ 6.18	\$ 10.64	\$ 16.93
\$ Impact	\$ -	\$ -	\$ -	\$ -	\$ -
% Impact	0.0%	0.0%	0.0%	0.0%	0.0%
% of Total Bill	3.7%	4.6%	4.7%	4.9%	5.0%

Debt Retirement Charge

Applied For Bill	\$ 1.75	\$ 4.20	\$ 5.60	\$ 9.80	\$ 15.75
Current Bill	\$ 1.75	\$ 4.20	\$ 5.60	\$ 9.80	\$ 15.75
\$ Impact	\$ -	\$ -	\$ -	\$ -	\$ -
% Impact	0.0%	0.0%	0.0%	0.0%	0.0%
% of Total Bill	3.1%	4.1%	4.3%	4.5%	4.7%

GST

Applied For Bill	\$ 6.51	\$ 11.81	\$ 15.09	\$ 24.91	\$ 38.81
Current Bill	\$ 6.66	\$ 12.16	\$ 15.55	\$ 25.72	\$ 40.12
\$ Impact	-\$ 0.15	-\$ 0.35	-\$ 0.46	-\$ 0.81	-\$ 1.31
% Impact	-2.3%	-2.9%	-3.0%	-3.1%	-3.3%
% of Total Bill	11.5%	11.5%	11.5%	11.5%	11.5%

Total Bill

Applied For Bill	\$ 56.62	\$ 102.66	\$ 131.13	\$ 216.50	\$ 337.34
Current Bill	\$ 57.86	\$ 105.68	\$ 135.14	\$ 223.57	\$ 348.73
\$ Impact	-\$ 1.24	-\$ 3.02	-\$ 4.01	-\$ 7.07	-\$ 11.39

Name of LDC: Innisfil Hydro Distribution Systems Limited
 File Number: EB-2010-0093
 Effective Date: Sunday, May 01, 2011
 Version : 1.0

General Service Less Than 50 kW

Monthly Rates and Charges	Metric	Current Rate	Applied For Rate
Service Charge	\$	30.88	30.94
Service Charge Rate Adder(s)	\$	2.00	2.00
Service Charge Rate Rider(s)	\$	-	-
Distribution Volumetric Rate	\$/kWh	0.0092	0.0085
Distribution Volumetric Rate Adder(s)	\$/kWh	-	-
Low Voltage Volumetric Rate	\$/kWh	0.0020	0.0020
Distribution Volumetric Rate Rider(s)	\$/kWh	0.0027	0.0013
Retail Transmission Rate – Network Service Rate	\$/kWh	0.0050	0.0055
Retail Transmission Rate – Line and Transformation Connection Service Rate	\$/kWh	0.0043	0.0042
Retail Transmission Rate – Low Voltage Service Rate	\$/kWh	-	-
Wholesale Market Service Rate	\$/kWh	0.0052	0.0052
Rural Rate Protection Charge	\$/kWh	0.0013	0.0013
Special Purpose Charge	\$/kWh	0.0004	0.0004
Standard Supply Service – Administration Charge (if applicable)	\$/kWh	0.25	0.25

Consumption	2,000 kWh	0 kW
RPP Tier One	750 kWh	Load Factor

Loss Factor 1.0746

General Service Less Than 50 kW	Volume	RATE \$	CHARGE \$	Volume	RATE \$	CHARGE \$	\$	%	% of Total Bill
Energy First Tier (kWh)	750	0.0650	48.75	750	0.0650	48.75	0.00	0.0%	16.92%
Energy Second Tier (kWh)	1,400	0.0750	105.00	1,400	0.0750	105.00	0.00	0.0%	36.43%
Sub-Total: Energy			153.75			153.75	0.00	0.0%	53.35%
Service Charge	1	30.88	30.88	1	30.94	30.94	0.06	0.2%	10.74%
Service Charge Rate Rider(s)	1	0.00	0.00	1	0.00	0.00	0.00	0.0%	0.00%
Distribution Volumetric Rate	2,000	0.0092	18.40	2,000	0.0085	17.00	-1.40	(7.6)%	5.90%
Distribution Volumetric Rate Adder(s)	2,000	0.0000	0.00	2,000	0.0000	0.00	0.00	0.0%	0.00%
Low Voltage Volumetric Rate	2,000	0.0020	4.00	2,000	0.0020	4.00	0.00	0.0%	1.39%
Distribution Volumetric Rate Rider(s)	2,000	0.0027	5.40	2,000	-0.0013	-2.60	-8.00	(148.1)%	-0.90%
Total: Distribution			60.68			51.34	-9.34	(15.4)%	17.81%
Retail Transmission Rate – Network Service Rate	2,150	0.0050	10.75	2,150	0.0055	11.83	1.08	10.0%	4.10%
Retail Transmission Rate – Line and Transformation Connection Service Rate	2,150	0.0043	9.25	2,150	0.0042	9.03	-0.22	(2.4)%	3.13%
Retail Transmission Rate – Low Voltage Volumetric Rate	2,150	0.0000	0.00	2,150	0.0000	0.00	0.00	0.0%	0.00%
Total: Retail Transmission			20.00			20.86	0.86	4.3%	7.24%
Sub-Total: Delivery (Distribution and Retail Transmission)			80.68			72.20	-8.48	(10.5)%	25.05%
Wholesale Market Service Rate	2,150	0.0052	11.18	2,150	0.0052	11.18	0.00	0.0%	3.88%
Rural Rate Protection Charge	2,150	0.0013	2.80	2,150	0.0013	2.80	0.00	0.0%	0.97%
Special Purpose Charge	2,150	0.0004	0.86	2,150	0.0004	0.86	0.00	0.0%	0.30%
Standard Supply Service – Administration Charge (if applicable)	1	0.25	0.25	1	0.25	0.25	0.00	0.0%	0.09%
Sub-Total: Regulatory			15.09			15.09	0.00	0.0%	5.24%
Debt Retirement Charge (DRC)	2,000	0.00700	14.00	2,000	0.00700	14.00	0.00	0.0%	4.86%
Total Bill before Taxes			263.52			255.04	-8.48	(3.2)%	88.49%
HST	263.52	13%	34.26	255.04	13%	33.16	-1.10	(3.2)%	11.51%
Total Bill			297.78			288.20	-9.58	(3.2)%	100.00%

Rate Class Threshold Test

General Service Less Than 50 kW

	1,000	2,000	7,500	15,000	20,000
kWh	1,000	2,000	7,500	15,000	20,000
Loss Factor Adjusted kWh	1,075	2,150	8,060	16,119	21,492
kW					
Load Factor					

Energy

Applied For Bill	\$ 73.13	\$ 153.75	\$ 597.00	\$ 1,201.43	\$ 1,604.40
Current Bill	\$ 73.13	\$ 153.75	\$ 597.00	\$ 1,201.43	\$ 1,604.40
\$ Impact	\$ -	\$ -	\$ -	\$ -	\$ -
% Impact	0.0%	0.0%	0.0%	0.0%	0.0%
% of Total Bill	46.1%	53.4%	59.7%	60.9%	61.3%

Distribution

Applied For Bill	\$ 42.12	\$ 51.30	\$ 101.79	\$ 170.64	\$ 216.54
Current Bill	\$ 46.78	\$ 60.68	\$ 137.13	\$ 241.38	\$ 310.88
\$ Impact	-\$ 4.66	-\$ 9.38	-\$ 35.34	-\$ 70.74	-\$ 94.34
% Impact	-10.0%	-15.5%	-25.8%	-29.3%	-30.3%
% of Total Bill	26.6%	17.8%	10.2%	8.7%	8.3%

Retail Transmission

Applied For Bill	\$ 10.42	\$ 20.85	\$ 78.18	\$ 156.35	\$ 208.48
Current Bill	\$ 9.99	\$ 20.00	\$ 74.96	\$ 149.90	\$ 199.88
\$ Impact	\$ 0.43	\$ 0.85	\$ 3.22	\$ 6.45	\$ 8.60
% Impact	4.3%	4.3%	4.3%	4.3%	4.3%
% of Total Bill	6.6%	7.2%	7.8%	7.9%	8.0%

Delivery (Distribution and Retail Transmission)

Applied For Bill	\$ 52.54	\$ 72.15	\$ 179.97	\$ 326.99	\$ 425.02
Current Bill	\$ 56.77	\$ 80.68	\$ 212.09	\$ 391.28	\$ 510.76
\$ Impact	-\$ 4.23	-\$ 8.53	-\$ 32.12	-\$ 64.29	-\$ 85.74
% Impact	-7.5%	-10.6%	-15.1%	-16.4%	-16.8%
% of Total Bill	33.1%	25.0%	18.0%	16.6%	16.2%

Regulatory

Applied For Bill	\$ 7.67	\$ 15.09	\$ 55.86	\$ 111.47	\$ 148.55
Current Bill	\$ 7.67	\$ 15.09	\$ 55.86	\$ 111.47	\$ 148.55
\$ Impact	\$ -	\$ -	\$ -	\$ -	\$ -
% Impact	0.0%	0.0%	0.0%	0.0%	0.0%
% of Total Bill	4.8%	5.2%	5.6%	5.7%	5.7%

Debt Retirement Charge

Applied For Bill	\$ 7.00	\$ 14.00	\$ 52.50	\$ 105.00	\$ 140.00
Current Bill	\$ 7.00	\$ 14.00	\$ 52.50	\$ 105.00	\$ 140.00
\$ Impact	\$ -	\$ -	\$ -	\$ -	\$ -
% Impact	0.0%	0.0%	0.0%	0.0%	0.0%
% of Total Bill	4.4%	4.9%	5.2%	5.3%	5.3%

GST

Applied For Bill	\$ 18.24	\$ 33.15	\$ 115.09	\$ 226.84	\$ 301.34
Current Bill	\$ 18.79	\$ 34.26	\$ 119.27	\$ 235.19	\$ 312.48
\$ Impact	-\$ 0.55	-\$ 1.11	-\$ 4.18	-\$ 8.35	-\$ 11.14
% Impact	-2.9%	-3.2%	-3.5%	-3.6%	-3.6%
% of Total Bill	11.5%	11.5%	11.5%	11.5%	11.5%

Total Bill

Applied For Bill	\$ 158.58	\$ 288.14	\$ 1,000.42	\$ 1,971.73	\$ 2,619.31
Current Bill	\$ 163.36	\$ 297.78	\$ 1,036.72	\$ 2,044.37	\$ 2,716.19
\$ Impact	-\$ 4.78	-\$ 9.64	-\$ 36.30	-\$ 72.64	-\$ 96.88

Name of LDC: Innisfil Hydro Distribution Systems Limited
 File Number: EB-2010-0093
 Effective Date: Sunday, May 01, 2011
 Version : 1.0

General Service 50 to 4,999 kW

Monthly Rates and Charges	Metric	Current Rate	Applied For Rate
Service Charge	\$	337.89	338.50
Service Charge Rate Adder(s)	\$	2.00	2.00
Service Charge Rate Rider(s)	\$	-	-
Distribution Volumetric Rate	\$/kW	3.1351	2.9491
Distribution Volumetric Rate Adder(s)	\$/kW	-	-
Low Voltage Volumetric Rate	\$/kW	0.7883	0.7883
Distribution Volumetric Rate Rider(s)	\$/kW	0.9704	0.4401
Retail Transmission Rate – Network Service Rate	\$/kW	2.0407	2.2638
Retail Transmission Rate – Line and Transformation Connection Service Rate	\$/kW	1.7050	1.6803
Retail Transmission Rate – Low Voltage Service Rate	\$/kW	-	-
Wholesale Market Service Rate	\$/kWh	0.0052	0.0052
Rural Rate Protection Charge	\$/kWh	0.0013	0.0013
Special Purpose Charge	\$/kWh	0.0004	0.0004
Standard Supply Service – Administration Charge (if applicable)	\$/kWh	0.25	0.25

Consumption	995,000	kWh	2,480	kW
RPP Tier One	750	kWh	Load Factor	55.0%

Loss Factor 1.0746

General Service 50 to 4,999 kW	Volume	RATE \$	CHARGE \$	Volume	RATE \$	CHARGE \$	\$	%	% of Total Bill
Energy First Tier (kWh)	750	0.0650	48.75	750	0.0650	48.75	0.00	0.0%	0.04%
Energy Second Tier (kWh)	1,068,477	0.0750	80,135.78	1,068,477	0.0750	80,135.78	0.00	0.0%	62.85%
Sub-Total: Energy			80,184.53			80,184.53	0.00	0.0%	62.89%
Service Charge	1	337.89	337.89	1	338.50	338.50	0.61	0.2%	0.27%
Service Charge Rate Rider(s)	1	0.00	0.00	1	0.00	0.00	0.00	0.0%	0.00%
Distribution Volumetric Rate	2,480	3.1351	7,775.05	2,480	2.9491	7,313.77	-461.28	(5.9)%	5.74%
Distribution Volumetric Rate Adder(s)	2,480	0.0000	0.00	2,480	0.0000	0.00	0.00	0.0%	0.00%
Low Voltage Volumetric Rate	2,480	0.7883	1,954.98	2,480	0.7883	1,954.98	0.00	0.0%	1.53%
Distribution Volumetric Rate Rider(s)	2,480	0.9704	2,406.59	2,480	-0.4401	-1,091.45	-3,498.04	(145.4)%	-0.86%
Total: Distribution			12,476.51			8,517.80	-3,958.71	(31.7)%	6.68%
Retail Transmission Rate – Network Service Rate	2,480	2.0407	5,060.94	2,480	2.2638	5,614.22	553.28	10.9%	4.40%
Retail Transmission Rate – Line and Transformation Connection Service Rate	2,480	1.7050	4,228.40	2,480	1.6803	4,167.14	-61.26	(1.4)%	3.27%
Retail Transmission Rate – Low Voltage Volumetric Rate	2,480	0.0000	0.00	2,480	0.0000	0.00	0.00	0.0%	0.00%
Total: Retail Transmission			9,289.34			9,781.36	492.02	5.3%	7.67%
Sub-Total: Delivery (Distribution and Retail Transmission)			21,765.85			18,299.16	-3,466.69	(15.9)%	14.35%
Wholesale Market Service Rate	1,069,227	0.0052	5,559.98	1,069,227	0.0052	5,559.98	0.00	0.0%	4.36%
Rural Rate Protection Charge	1,069,227	0.0013	1,390.00	1,069,227	0.0013	1,390.00	0.00	0.0%	1.09%
Special Purpose Charge	1,069,227	0.0004	427.69	1,069,227	0.0004	427.69	0.00	0.0%	0.34%
Standard Supply Service – Administration Charge (if applicable)	1	0.25	0.25	1	0.25	0.25	0.00	0.0%	0.00%
Sub-Total: Regulatory			7,377.92			7,377.92	0.00	0.0%	5.79%
Debt Retirement Charge (DRC)	995,000	0.00700	6,965.00	995,000	0.00700	6,965.00	0.00	0.0%	5.46%
Total Bill before Taxes			116,293.30			112,826.61	-3,466.69	(3.0)%	88.50%
HST	116,293.30	13%	15,118.13	112,826.61	13%	14,667.46	-450.67	(3.0)%	11.50%
Total Bill			131,411.43			127,494.07	-3,917.36	(3.0)%	100.00%

Rate Class Threshold Test**General Service 50 to 4,999 kW**

	kWh	20,000	510,000	995,000	1,501,000	2,006,000
Loss Factor	Adjusted kWh	21,492	548,046	1,069,227	1,612,975	2,155,648
	kW	50	1,270	2,480	3,740	5,000
	Load Factor	54.8%	55.0%	55.0%	55.0%	55.0%

Energy

Applied For Bill	\$ 1,604.40	\$ 41,095.95	\$ 80,184.53	\$ 120,965.63	\$ 161,666.11
Current Bill	\$ 1,604.40	\$ 41,095.95	\$ 80,184.53	\$ 120,965.63	\$ 161,666.11
\$ Impact	\$ -	\$ -	\$ -	\$ -	\$ -
% Impact	0.0%	0.0%	0.0%	0.0%	0.0%
% of Total Bill	54.7%	62.7%	62.9%	63.0%	63.0%

Distribution

Applied For Bill	\$ 505.36	\$ 4,528.02	\$ 8,517.70	\$ 12,672.25	\$ 16,826.80
Current Bill	\$ 584.57	\$ 6,555.02	\$ 12,476.51	\$ 18,642.70	\$ 24,808.89
\$ Impact	-\$ 79.21	-\$ 2,027.00	-\$ 3,958.81	-\$ 5,970.45	-\$ 7,982.09
% Impact	-13.6%	-30.9%	-31.7%	-32.0%	-32.2%
% of Total Bill	17.2%	6.9%	6.7%	6.6%	6.6%

Retail Transmission

Applied For Bill	\$ 197.20	\$ 5,009.01	\$ 9,781.36	\$ 14,750.93	\$ 19,720.50
Current Bill	\$ 187.28	\$ 4,757.04	\$ 9,289.34	\$ 14,008.92	\$ 18,728.50
\$ Impact	\$ 9.92	\$ 251.97	\$ 492.02	\$ 742.01	\$ 992.00
% Impact	5.3%	5.3%	5.3%	5.3%	5.3%
% of Total Bill	6.7%	7.6%	7.7%	7.7%	7.7%

Delivery (Distribution and Retail Transmission)

Applied For Bill	\$ 702.56	\$ 9,537.03	\$ 18,299.06	\$ 27,423.18	\$ 36,547.30
Current Bill	\$ 771.85	\$ 11,312.06	\$ 21,765.85	\$ 32,651.62	\$ 43,537.39
\$ Impact	-\$ 69.29	-\$ 1,775.03	-\$ 3,466.79	-\$ 5,228.44	-\$ 6,990.09
% Impact	-9.0%	-15.7%	-15.9%	-16.0%	-16.1%
% of Total Bill	24.0%	14.6%	14.4%	14.3%	14.2%

Regulatory

Applied For Bill	\$ 148.55	\$ 3,781.77	\$ 7,377.92	\$ 11,129.78	\$ 14,874.22
Current Bill	\$ 148.55	\$ 3,781.77	\$ 7,377.92	\$ 11,129.78	\$ 14,874.22
\$ Impact	\$ -	\$ -	\$ -	\$ -	\$ -
% Impact	0.0%	0.0%	0.0%	0.0%	0.0%
% of Total Bill	5.1%	5.8%	5.8%	5.8%	5.8%

Debt Retirement Charge

Applied For Bill	\$ 140.00	\$ 3,570.00	\$ 6,965.00	\$ 10,507.00	\$ 14,042.00
Current Bill	\$ 140.00	\$ 3,570.00	\$ 6,965.00	\$ 10,507.00	\$ 14,042.00
\$ Impact	\$ -	\$ -	\$ -	\$ -	\$ -
% Impact	0.0%	0.0%	0.0%	0.0%	0.0%
% of Total Bill	4.8%	5.4%	5.5%	5.5%	5.5%

GST

Applied For Bill	\$ 337.42	\$ 7,538.02	\$ 14,667.45	\$ 22,103.33	\$ 29,526.85
Current Bill	\$ 346.42	\$ 7,768.77	\$ 15,118.13	\$ 22,783.02	\$ 30,435.56
\$ Impact	-\$ 9.00	-\$ 230.75	-\$ 450.68	-\$ 679.69	-\$ 908.71
% Impact	-2.6%	-3.0%	-3.0%	-3.0%	-3.0%
% of Total Bill	11.5%	11.5%	11.5%	11.5%	11.5%

Total Bill

Applied For Bill	\$ 2,932.93	\$ 65,522.77	\$ 127,493.96	\$ 192,128.92	\$ 256,656.48
Current Bill	\$ 3,011.22	\$ 67,528.55	\$ 131,411.43	\$ 198,037.05	\$ 264,555.28
\$ Impact	-\$ 78.29	-\$ 2,005.78	-\$ 3,917.47	-\$ 5,908.13	-\$ 7,898.80

Name of LDC: Innisfil Hydro Distribution Systems Limited
 File Number: EB-2010-0093
 Effective Date: Sunday, May 01, 2011
 Version : 1.0

Sentinel Lighting

Monthly Rates and Charges	Metric	Current Rate	Applied For Rate
Service Charge	\$	6.01	6.02
Service Charge Rate Adder(s)	\$	-	-
Service Charge Rate Rider(s)	\$	-	-
Distribution Volumetric Rate	\$/kW	27.3557	34.4916
Distribution Volumetric Rate Adder(s)	\$/kW	-	-
Low Voltage Volumetric Rate	\$/kW	0.6065	0.6065
Distribution Volumetric Rate Rider(s)	\$/kW	1.0064	-1.0726
Retail Transmission Rate – Network Service Rate	\$/kW	1.5468	1.7159
Retail Transmission Rate – Line and Transformation Connection Service Rate	\$/kW	1.3455	1.3260
Retail Transmission Rate – Low Voltage Service Rate	\$/kW	-	-
Wholesale Market Service Rate	\$/kWh	0.0052	0.0052
Rural Rate Protection Charge	\$/kWh	0.0013	0.0013
Special Purpose Charge	\$/kWh	0.0004	0.0004
Standard Supply Service – Administration Charge (if applicable)	\$/kWh	0.25	0.25

Consumption	180	kWh	0.50	kW
RPP Tier One	750	kWh	Load Factor	49.3%

Loss Factor 1.0746

Sentinel Lighting	Volume	RATE \$	CHARGE \$	Volume	RATE \$	CHARGE \$	\$	%	% of Total Bill
Energy First Tier (kWh)	194	0.0650	12.61	194	0.0650	12.61	0.00	0.0%	27.89%
Energy Second Tier (kWh)	0	0.0750	0.00	0	0.0750	0.00	0.00	0.0%	0.00%
Sub-Total: Energy			12.61			12.61	0.00	0.0%	27.89%
Service Charge	1	6.01	6.01	1	6.02	6.02	0.01	0.2%	13.32%
Service Charge Rate Rider(s)	1	0.00	0.00	1	0.00	0.00	0.00	0.0%	0.00%
Distribution Volumetric Rate	0.50	27.3557	13.68	0.50	34.4916	17.25	3.57	26.1%	38.16%
Distribution Volumetric Rate Adder(s)	0.50	0.0000	0.00	0.50	0.0000	0.00	0.00	0.0%	0.00%
Low Voltage Volumetric Rate	0.50	0.6065	0.30	0.50	0.6065	0.30	0.00	0.0%	0.66%
Distribution Volumetric Rate Rider(s)	0.50	1.0064	0.50	0.50	-1.0726	-0.54	-1.04	(208.0)%	-1.19%
Total: Distribution			20.49			23.03	2.54	12.4%	50.94%
Retail Transmission Rate – Network Service Rate	0.50	1.5468	0.77	0.50	1.7159	0.86	0.09	11.7%	1.90%
Retail Transmission Rate – Line and Transformation Connection Service Rate	0.50	1.3455	0.67	0.50	1.3260	0.66	-0.01	(1.5)%	1.46%
Retail Transmission Rate – Low Voltage Volumetric Rate	0.50	0.0000	0.00	0.50	0.0000	0.00	0.00	0.0%	0.00%
Total: Retail Transmission			1.44			1.52	0.08	5.6%	3.36%
Sub-Total: Delivery (Distribution and Retail Transmission)			21.93			24.55	2.62	11.9%	54.30%
Wholesale Market Service Rate	194	0.0052	1.01	194	0.0052	1.01	0.00	0.0%	2.23%
Rural Rate Protection Charge	194	0.0013	0.25	194	0.0013	0.25	0.00	0.0%	0.55%
Special Purpose Charge	194	0.0004	0.08	194	0.0004	0.08	0.00	0.0%	0.18%
Standard Supply Service – Administration Charge (if applicable)	1	0.25	0.25	1	0.25	0.25	0.00	0.0%	0.55%
Sub-Total: Regulatory			1.59			1.59	0.00	0.0%	3.52%
Debt Retirement Charge (DRC)	180	0.00700	1.26	180	0.00700	1.26	0.00	0.0%	2.79%
Total Bill before Taxes			37.39			40.01	2.62	7.0%	88.50%
HST	37.39	13%	4.86	40.01	13%	5.20	0.34	7.0%	11.50%
Total Bill			42.25			45.21	2.96	7.0%	100.00%

Rate Class Threshold Test

Sentinel Lighting

	kWh	70	130	180	270	360
Loss Factor Adjusted kWh		76	140	194	291	387
kW		0.20	0.35	0.50	0.75	1.00
Load Factor		48.0%	50.9%	49.3%	49.3%	49.3%

Energy

Applied For Bill	\$ 4.94	\$ 9.10	\$ 12.61	\$ 18.91	\$ 25.15
Current Bill	\$ 4.94	\$ 9.10	\$ 12.61	\$ 18.91	\$ 25.15
\$ Impact	\$ -	\$ -	\$ -	\$ -	\$ -
% Impact	0.0%	0.0%	0.0%	0.0%	0.0%
% of Total Bill	22.3%	26.7%	27.9%	29.4%	30.2%

Distribution

Applied For Bill	\$ 12.83	\$ 17.92	\$ 23.03	\$ 31.54	\$ 40.05
Current Bill	\$ 11.80	\$ 16.14	\$ 20.49	\$ 27.73	\$ 34.99
\$ Impact	\$ 1.03	\$ 1.78	\$ 2.54	\$ 3.81	\$ 5.06
% Impact	8.7%	11.0%	12.4%	13.7%	14.5%
% of Total Bill	57.8%	52.5%	50.9%	49.1%	48.1%

Retail Transmission

Applied For Bill	\$ 0.61	\$ 1.06	\$ 1.52	\$ 2.28	\$ 3.05
Current Bill	\$ 0.58	\$ 1.01	\$ 1.44	\$ 2.17	\$ 2.90
\$ Impact	\$ 0.03	\$ 0.05	\$ 0.08	\$ 0.11	\$ 0.15
% Impact	5.2%	5.0%	5.6%	5.1%	5.2%
% of Total Bill	2.7%	3.1%	3.4%	3.5%	3.7%

Delivery (Distribution and Retail Transmission)

Applied For Bill	\$ 13.44	\$ 18.98	\$ 24.55	\$ 33.82	\$ 43.10
Current Bill	\$ 12.38	\$ 17.15	\$ 21.93	\$ 29.90	\$ 37.89
\$ Impact	\$ 1.06	\$ 1.83	\$ 2.62	\$ 3.92	\$ 5.21
% Impact	8.6%	10.7%	11.9%	13.1%	13.8%
% of Total Bill	60.5%	55.6%	54.3%	52.6%	51.8%

Regulatory

Applied For Bill	\$ 0.78	\$ 1.22	\$ 1.59	\$ 2.26	\$ 2.91
Current Bill	\$ 0.78	\$ 1.22	\$ 1.59	\$ 2.26	\$ 2.91
\$ Impact	\$ -	\$ -	\$ -	\$ -	\$ -
% Impact	0.0%	0.0%	0.0%	0.0%	0.0%
% of Total Bill	3.5%	3.6%	3.5%	3.5%	3.5%

Debt Retirement Charge

Applied For Bill	\$ 0.49	\$ 0.91	\$ 1.26	\$ 1.89	\$ 2.52
Current Bill	\$ 0.49	\$ 0.91	\$ 1.26	\$ 1.89	\$ 2.52
\$ Impact	\$ -	\$ -	\$ -	\$ -	\$ -
% Impact	0.0%	0.0%	0.0%	0.0%	0.0%
% of Total Bill	2.2%	2.7%	2.8%	2.9%	3.0%

GST

Applied For Bill	\$ 2.55	\$ 3.93	\$ 5.20	\$ 7.39	\$ 9.58
Current Bill	\$ 2.42	\$ 3.69	\$ 4.86	\$ 6.88	\$ 8.90
\$ Impact	\$ 0.13	\$ 0.24	\$ 0.34	\$ 0.51	\$ 0.68
% Impact	5.4%	6.5%	7.0%	7.4%	7.6%
% of Total Bill	11.5%	11.5%	11.5%	11.5%	11.5%

Total Bill

Applied For Bill	\$ 22.20	\$ 34.14	\$ 45.21	\$ 64.27	\$ 83.26
Current Bill	\$ 21.01	\$ 32.07	\$ 42.25	\$ 59.84	\$ 77.37

\$ Impact	\$	1.19	\$	2.07	\$	2.96	\$	4.43	\$	5.89
-----------	----	------	----	------	----	------	----	------	----	------

Name of LDC: Innisfil Hydro Distribution Systems Limited
 File Number: EB-2010-0093
 Effective Date: Sunday, May 01, 2011
 Version : 1.0

Street Lighting

Monthly Rates and Charges	Metric	Current Rate	Applied For Rate
Service Charge	\$	4.17	4.18
Service Charge Rate Adder(s)	\$	-	-
Service Charge Rate Rider(s)	\$	-	-
Distribution Volumetric Rate	\$/kW	28.8659	36.9807
Distribution Volumetric Rate Adder(s)	\$/kW	-	-
Low Voltage Volumetric Rate	\$/kW	1.6331	1.6331
Distribution Volumetric Rate Rider(s)	\$/kW	0.9298	1.0064
Retail Transmission Rate – Network Service Rate	\$/kW	1.5390	1.7072
Retail Transmission Rate – Line and Transformation Connection Service Rate	\$/kW	1.3179	1.2988
Retail Transmission Rate – Low Voltage Service Rate	\$/kW	-	-
Wholesale Market Service Rate	\$/kWh	0.0052	0.0052
Rural Rate Protection Charge	\$/kWh	0.0013	0.0013
Special Purpose Charge	\$/kWh	0.0004	0.0004
Standard Supply Service – Administration Charge (if applicable)	\$/kWh	0.25	0.25

Consumption	37	kWh	0.10	kW
RPP Tier One	750	kWh	Load Factor	50.7%

Loss Factor 1.0746

Street Lighting	Volume	RATE \$	CHARGE \$	Volume	RATE \$	CHARGE \$	\$	%	% of Total Bill
Energy First Tier (kWh)	40	0.0650	2.60	40	0.0650	2.60	0.00	0.0%	19.79%
Energy Second Tier (kWh)	0	0.0750	0.00	0	0.0750	0.00	0.00	0.0%	0.00%
Sub-Total: Energy			2.60			2.60	0.00	0.0%	19.79%
Service Charge	1	4.17	4.17	1	4.18	4.18	0.01	0.2%	31.81%
Service Charge Rate Rider(s)	1	0.00	0.00	1	0.00	0.00	0.00	0.0%	0.00%
Distribution Volumetric Rate	0.10	28.8659	2.89	0.10	36.9807	3.70	0.81	28.0%	28.16%
Distribution Volumetric Rate Adder(s)	0.10	0.0000	0.00	0.10	0.0000	0.00	0.00	0.0%	0.00%
Low Voltage Volumetric Rate	0.10	1.6331	0.16	0.10	1.6331	0.16	0.00	0.0%	1.22%
Distribution Volumetric Rate Rider(s)	0.10	0.9298	0.09	0.10	-1.0064	-0.10	-0.19	(211.1)%	-0.76%
Total: Distribution			7.31			7.94	0.63	8.6%	60.43%
Retail Transmission Rate – Network Service Rate	0.10	1.5390	0.15	0.10	1.7072	0.17	0.02	13.3%	1.29%
Retail Transmission Rate – Line and Transformation Connection Service Rate	0.10	1.3179	0.13	0.10	1.2988	0.13	0.00	0.0%	0.99%
Retail Transmission Rate – Low Voltage Volumetric Rate	0.10	0.0000	0.00	0.10	0.0000	0.00	0.00	0.0%	0.00%
Total: Retail Transmission			0.28			0.30	0.02	7.1%	2.28%
Sub-Total: Delivery (Distribution and Retail Transmission)			7.59			8.24	0.65	8.6%	62.71%
Wholesale Market Service Rate	40	0.0052	0.21	40	0.0052	0.21	0.00	0.0%	1.60%
Rural Rate Protection Charge	40	0.0013	0.05	40	0.0013	0.05	0.00	0.0%	0.38%
Special Purpose Charge	40	0.0004	0.02	40	0.0004	0.02	0.00	0.0%	0.15%
Standard Supply Service – Administration Charge (if applicable)	1	0.25	0.25	1	0.25	0.25	0.00	0.0%	1.90%
Sub-Total: Regulatory			0.53			0.53	0.00	0.0%	4.03%
Debt Retirement Charge (DRC)	37	0.00700	0.26	37	0.00700	0.26	0.00	0.0%	1.98%
Total Bill before Taxes			10.98			11.63	0.65	5.9%	88.51%
HST	10.98	13%	1.43	11.63	13%	1.51	0.08	5.6%	11.49%
Total Bill			12.41			13.14	0.73	5.9%	100.00%

Rate Class Threshold Test**Street Lighting**

kWh	37	73	110	146	183
Loss Factor Adjusted kWh	40	79	119	157	197
kW	0.10	0.20	0.30	0.40	0.50
Load Factor	50.7%	50.0%	50.3%	50.0%	50.2%

Energy

Applied For Bill	\$ 2.60	\$ 5.13	\$ 7.73	\$ 10.20	\$ 12.80
Current Bill	\$ 2.60	\$ 5.13	\$ 7.73	\$ 10.20	\$ 12.80
\$ Impact	\$ -	\$ -	\$ -	\$ -	\$ -
% Impact	0.0%	0.0%	0.0%	0.0%	0.0%
% of Total Bill	19.8%	24.2%	26.4%	27.4%	28.2%

Distribution

Applied For Bill	\$ 7.94	\$ 11.71	\$ 15.46	\$ 19.22	\$ 22.99
Current Bill	\$ 7.31	\$ 10.46	\$ 13.60	\$ 16.74	\$ 19.88
\$ Impact	\$ 0.63	\$ 1.25	\$ 1.86	\$ 2.48	\$ 3.11
% Impact	8.6%	12.0%	13.7%	14.8%	15.6%
% of Total Bill	60.4%	55.3%	52.8%	51.6%	50.6%

Retail Transmission

Applied For Bill	\$ 0.30	\$ 0.60	\$ 0.90	\$ 1.20	\$ 1.50
Current Bill	\$ 0.28	\$ 0.57	\$ 0.86	\$ 1.15	\$ 1.43
\$ Impact	\$ 0.02	\$ 0.03	\$ 0.04	\$ 0.05	\$ 0.07
% Impact	7.1%	5.3%	4.7%	4.3%	4.9%
% of Total Bill	2.3%	2.8%	3.1%	3.2%	3.3%

Delivery (Distribution and Retail Transmission)

Applied For Bill	\$ 8.24	\$ 12.31	\$ 16.36	\$ 20.42	\$ 24.49
Current Bill	\$ 7.59	\$ 11.03	\$ 14.46	\$ 17.89	\$ 21.31
\$ Impact	\$ 0.65	\$ 1.28	\$ 1.90	\$ 2.53	\$ 3.18
% Impact	8.6%	11.6%	13.1%	14.1%	14.9%
% of Total Bill	62.7%	58.1%	55.8%	54.8%	53.9%

Regulatory

Applied For Bill	\$ 0.53	\$ 0.79	\$ 1.07	\$ 1.33	\$ 1.61
Current Bill	\$ 0.53	\$ 0.79	\$ 1.07	\$ 1.33	\$ 1.61
\$ Impact	\$ -	\$ -	\$ -	\$ -	\$ -
% Impact	0.0%	0.0%	0.0%	0.0%	0.0%
% of Total Bill	4.0%	3.7%	3.7%	3.6%	3.5%

Debt Retirement Charge

Applied For Bill	\$ 0.26	\$ 0.51	\$ 0.77	\$ 1.02	\$ 1.28
Current Bill	\$ 0.26	\$ 0.51	\$ 0.77	\$ 1.02	\$ 1.28
\$ Impact	\$ -	\$ -	\$ -	\$ -	\$ -
% Impact	0.0%	0.0%	0.0%	0.0%	0.0%
% of Total Bill	2.0%	2.4%	2.6%	2.7%	2.8%

GST

Applied For Bill	\$ 1.51	\$ 2.44	\$ 3.37	\$ 4.29	\$ 5.22
Current Bill	\$ 1.43	\$ 2.27	\$ 3.12	\$ 3.96	\$ 4.81
\$ Impact	\$ 0.08	\$ 0.17	\$ 0.25	\$ 0.33	\$ 0.41
% Impact	5.6%	7.5%	8.0%	8.3%	8.5%
% of Total Bill	11.5%	11.5%	11.5%	11.5%	11.5%

Total Bill

Applied For Bill	\$ 13.14	\$ 21.18	\$ 29.30	\$ 37.26	\$ 45.40
Current Bill	\$ 12.41	\$ 19.73	\$ 27.15	\$ 34.40	\$ 41.81

\$ Impact \$ 0.73 \$ 1.45 \$ 2.15 \$ 2.86 \$ 3.59

Name of LDC: Innisfil Hydro Distribution Systems Limited
 File Number: EB-2010-0093
 Effective Date: Sunday, May 01, 2011
 Version : 1.0

Unmetered Scattered Load

Monthly Rates and Charges	Metric	Current Rate	Applied For Rate
Service Charge	\$	23.26	23.30
Service Charge Rate Adder(s)	\$	-	-
Service Charge Rate Rider(s)	\$	-	-
Distribution Volumetric Rate	\$/kWh	0.0392	0.0393
Distribution Volumetric Rate Adder(s)	\$/kWh	-	-
Low Voltage Volumetric Rate	\$/kWh	0.0020	0.0020
Distribution Volumetric Rate Rider(s)	\$/kWh	0.0028	-0.0018
Retail Transmission Rate – Network Service Rate	\$/kWh	0.0050	0.0055
Retail Transmission Rate – Line and Transformation Connection Service Rate	\$/kWh	0.0043	0.0042
Retail Transmission Rate – Low Voltage Service Rate	\$/kWh	-	-
Wholesale Market Service Rate	\$/kWh	0.0052	0.0052
Rural Rate Protection Charge	\$/kWh	0.0013	0.0013
Special Purpose Charge	\$/kWh	0.0004	0.0004
Standard Supply Service – Administration Charge (if applicable)	\$/kWh	0.25	0.25

Consumption	2,000	kWh	-	kW
RPP Tier One	750	kWh	Load Factor	

Loss Factor 1.0746

Unmetered Scattered Load	Volume	RATE \$	CHARGE \$	Volume	RATE \$	CHARGE \$	\$	%	% of Total Bill
Energy First Tier (kWh)	750	0.0650	48.75	750	0.0650	48.75	0.00	0.0%	14.10%
Energy Second Tier (kWh)	1,400	0.0750	105.00	1,400	0.0750	105.00	0.00	0.0%	30.37%
Sub-Total: Energy			153.75			153.75	0.00	0.0%	44.46%
Service Charge	1	23.26	23.26	1	23.30	23.30	0.04	0.2%	6.74%
Service Charge Rate Rider(s)	1	0.00	0.00	1	0.00	0.00	0.00	0.0%	0.00%
Distribution Volumetric Rate	2,000	0.0392	78.40	2,000	0.0393	78.60	0.20	0.3%	22.73%
Distribution Volumetric Rate Adder(s)	2,000	0.0000	0.00	2,000	0.0000	0.00	0.00	0.0%	0.00%
Low Voltage Volumetric Rate	2,000	0.0020	4.00	2,000	0.0020	4.00	0.00	0.0%	1.16%
Distribution Volumetric Rate Rider(s)	2,000	0.0028	5.60	2,000	-0.0018	-3.60	-9.20	(164.3)%	-1.04%
Total: Distribution			111.26			102.30	-8.96	(8.1)%	29.59%
Retail Transmission Rate – Network Service Rate	2,150	0.0050	10.75	2,150	0.0055	11.83	1.08	10.0%	3.42%
Retail Transmission Rate – Line and Transformation Connection Service Rate	2,150	0.0043	9.25	2,150	0.0042	9.03	-0.22	(2.4)%	2.61%
Retail Transmission Rate – Low Voltage Volumetric Rate	2,150	0.0000	0.00	2,150	0.0000	0.00	0.00	0.0%	0.00%
Total: Retail Transmission			20.00			20.86	0.86	4.3%	6.03%
Sub-Total: Delivery (Distribution and Retail Transmission)			131.26			123.16	-8.10	(6.2)%	35.62%
Wholesale Market Service Rate	2,150	0.0052	11.18	2,150	0.0052	11.18	0.00	0.0%	3.23%
Rural Rate Protection Charge	2,150	0.0013	2.80	2,150	0.0013	2.80	0.00	0.0%	0.81%
Special Purpose Charge	2,150	0.0004	0.86	2,150	0.0004	0.86	0.00	0.0%	0.25%
Standard Supply Service – Administration Charge (if applicable)	1	0.25	0.25	1	0.25	0.25	0.00	0.0%	0.07%
Sub-Total: Regulatory			15.09			15.09	0.00	0.0%	4.36%
Debt Retirement Charge (DRC)	2,000	0.00700	14.00	2,000	0.00700	14.00	0.00	0.0%	4.05%
Total Bill before Taxes			314.10			306.00	-8.10	(2.6)%	88.50%
HST	314.10	13%	40.83	306.00	13%	39.78	-1.05	(2.6)%	11.50%
Total Bill			354.93			345.78	-9.15	(2.6)%	100.00%

Rate Class Threshold Test
Unmetered Scattered Load

	kWh	500	2,000	7,500	15,000	20,000
Loss Factor Adjusted kWh		538	2,150	8,060	16,119	21,492
	kW					
Load Factor						

Energy

Applied For Bill	\$ 34.97	\$ 153.75	\$ 597.00	\$ 1,201.43	\$ 1,604.40
Current Bill	\$ 34.97	\$ 153.75	\$ 597.00	\$ 1,201.43	\$ 1,604.40
\$ Impact	\$ -	\$ -	\$ -	\$ -	\$ -
% Impact	0.0%	0.0%	0.0%	0.0%	0.0%
% of Total Bill	34.1%	44.5%	47.9%	48.5%	48.7%

Distribution

Applied For Bill	\$ 43.07	\$ 102.36	\$ 319.78	\$ 616.25	\$ 813.90
Current Bill	\$ 45.26	\$ 111.26	\$ 353.26	\$ 683.26	\$ 903.26
\$ Impact	-\$ 2.19	-\$ 8.90	\$ 33.48	-\$ 67.01	-\$ 89.36
% Impact	-4.8%	-8.0%	-9.5%	-9.8%	-9.9%
% of Total Bill	42.0%	29.6%	25.6%	24.9%	24.7%

Retail Transmission

Applied For Bill	\$ 5.22	\$ 20.85	\$ 78.18	\$ 156.35	\$ 208.48
Current Bill	\$ 5.00	\$ 20.00	\$ 74.96	\$ 149.90	\$ 199.88
\$ Impact	\$ 0.22	\$ 0.85	\$ 3.22	\$ 6.45	\$ 8.60
% Impact	4.4%	4.3%	4.3%	4.3%	4.3%
% of Total Bill	5.1%	6.0%	6.3%	6.3%	6.3%

Delivery (Distribution and Retail Transmission)

Applied For Bill	\$ 48.29	\$ 123.21	\$ 397.96	\$ 772.60	\$ 1,022.38
Current Bill	\$ 50.26	\$ 131.26	\$ 428.22	\$ 833.16	\$ 1,103.14
\$ Impact	-\$ 1.97	-\$ 8.05	\$ 30.26	-\$ 60.56	-\$ 80.76
% Impact	-3.9%	-6.1%	-7.1%	-7.3%	-7.3%
% of Total Bill	47.1%	35.6%	31.9%	31.2%	31.0%

Regulatory

Applied For Bill	\$ 3.97	\$ 15.09	\$ 55.86	\$ 111.47	\$ 148.55
Current Bill	\$ 3.97	\$ 15.09	\$ 55.86	\$ 111.47	\$ 148.55
\$ Impact	\$ -	\$ -	\$ -	\$ -	\$ -
% Impact	0.0%	0.0%	0.0%	0.0%	0.0%
% of Total Bill	3.9%	4.4%	4.5%	4.5%	4.5%

Debt Retirement Charge

Applied For Bill	\$ 3.50	\$ 14.00	\$ 52.50	\$ 105.00	\$ 140.00
Current Bill	\$ 3.50	\$ 14.00	\$ 52.50	\$ 105.00	\$ 140.00
\$ Impact	\$ -	\$ -	\$ -	\$ -	\$ -
% Impact	0.0%	0.0%	0.0%	0.0%	0.0%
% of Total Bill	3.4%	4.0%	4.2%	4.2%	4.2%

GST

Applied For Bill	\$ 11.79	\$ 39.79	\$ 143.43	\$ 284.77	\$ 378.99
Current Bill	\$ 12.05	\$ 40.83	\$ 147.37	\$ 292.64	\$ 389.49
\$ Impact	-\$ 0.26	-\$ 1.04	\$ 3.94	-\$ 7.87	-\$ 10.50
% Impact	-2.2%	-2.5%	-2.7%	-2.7%	-2.7%
% of Total Bill	11.5%	11.5%	11.5%	11.5%	11.5%

Total Bill

Applied For Bill	\$ 102.52	\$ 345.84	\$ 1,246.75	\$ 2,475.27	\$ 3,294.32
Current Bill	\$ 104.75	\$ 354.93	\$ 1,280.95	\$ 2,543.70	\$ 3,385.58

\$ Impact	-\$ 2.23	-\$ 9.09	34.20	-\$ 68.43	-\$ 91.26
-----------	----------	----------	-------	-----------	-----------



Name of LDC: Innisfil Hydro Distribution Systems Limited
File Number: EB-2010-0093
Effective Date: Sunday, May 01, 2011
Version : 1.0

LDC Information

Applicant Name	Innisfil Hydro Distribution Systems Limited
Application Type	IRM3
OEB Application Number	EB-2010-0093
Tariff Effective Date	May 1, 2011
LDC Licence Number	ED-2002-0520
Notice Publication Language	English
DRC Rate	0.00700
Customer Bills	12 per year
Distribution Demand Bill Determinant	kW
Stretch Factor Group	II
Stretch Factor Value	0.4%
Last COS Re-based Year	2009
Last COS OEB Application Number	EB-2008-0233
Special Purpose Charge - Current	Yes
Special Purpose Charge - Applied	Yes
Application Contact Information	
Name:	Brenda Pinke
Title:	Regulatory/CDM Officer
Phone Number:	705-431-6870
E-Mail Address:	brendap@innisfilhydro.com

Copyright

This Workbook Model is protected by copyright and is being made available to you solely for the purpose of preparing or reviewing your draft rate order. You may use and copy this model for that purpose, and provide a copy of this model to any person that is advising or assisting you in that regard. Except as indicated above, any copying, reproduction, publication, sale, adaptation, translation, modification, reverse engineering or other use or dissemination of this model without the express written consent of the Ontario Energy Board is prohibited. If you provide a copy of this model to a person that is advising or assisting you in preparing or reviewing your draft rate order, you must ensure that the person understands and agrees to the restrictions noted above.

Name of LDC: Innisfil
File Number: EB-2010
Effective Date: Sunday
Version : 1.0

Table of Contents

Sheet Name

[A1.1 LDC Information](#)

[A2.1 Table of Contents](#)

[A3.1 Sheet Selection](#)

[B1.1 Curr&Appl Rt Class General](#)

[C1.1 Smart Meter Funding Adder](#)

[C2.2 Def Var Disp 2009](#)

[C2.3 Def Var Disp 2010](#)

[C2.4 LRAMSSM Recovery RateRider](#)

[C2.6 Tax Change Rate Rider](#)

[C3.1 Curr Low Voltage Vol Rt](#)

[C3.2 Global Adjustment Elect](#)

[C3.3 Global Adjustment Del](#)

[C4.1 Curr Rates & Chgs General](#)

[C7.1 Base Dist Rates Gen](#)

[D1.2 Revenue Cost Ratio Adj](#)

[E1.1 Rate Reb Base Dist Rts Gen](#)

[F1.1 GDP-IPI PCI Adjustment WS](#)

[F1.2 GDP-IPI PCI Adjust to Rate](#)

[G1.1 Aft PrcCp Base Dst Rts Gen](#)

[J1.1 Smart Meter Funding Adder](#)

[J1.2 Smrt Grid Renew Gen Rt Add](#)

[J2.2 Def Var Disp 2009](#)

[J2.3 Def Var Disp 2010](#)

[J2.4 Def Var Disp 2011](#)

[J2.5 LRAMSSM Recovery RateRider](#)

[J2.7 Tax Change Rate Rider](#)

[J3.1 App For Low Voltage Vol Rt](#)

[J3.2 Global Adjust Elec 2010](#)

[J3.21 Global Adjust Elec 2011](#)

[J3.3 Global Adjust Del 2010](#)

[J3.31 Global Adjust Del 2011](#)

[L1.1 Appl For TX Network](#)

[L2.1 Appl For TX Connect](#)

[M4.1 microFIT Generator](#)

[N1.1 Appl For Mthly R&C General](#)

[N3.1 Curr&Appl For Loss Factor](#)

[O1.1 Sum of Chgs To MSC&DX Gen](#)

[O1.2 Sum of Tariff Rate Adders](#)

[O1.3 Sum of Tariff Rate Rider](#)

[O2.1 Calculation of Bill Impact](#)

[P1.1 Curr&Appl For Allowances](#)

[P2.1 Curr&Appl For Spc Srv Chg](#)

[P3.1 Curr&Appl For Rtl Srv Chg](#)

Hydro Distribution Systems Limited
D-0093
, May 01, 2011

Purpose of Sheet

Enter LDC Data

Table of Contents

Show or Hide Sheet Selection

Set up Tariff Sheet Rate Classes

Enter Current Tariff Sheet Smart Meter Funding Adder

Deferral Variance Account Disposition (2009)

Deferral Variance Account Disposition (2010)

Lost Revenue Adjustment Mechanism (LRAM) Recovery/Shared Savings Mechanism (SSM) Recovery Rate Rider

Tax Change Rate Rider

Current Low Voltage Volumetric Rate

Rate Rider for Global Adjustment Sub-Account Disposition- Electricity Component

Rate Rider for Global Adjustment Sub-Account Disposition - Delivery Component

Enter Current Tariff Sheet Rates

Calculation of Base Distribution Rates

Revenue Cost Ratio Adjustment

Rate Rebalanced Base Distribution Rates

GDP-IPI Price Cap Adjustment Work Sheet

GDP-IPI Price Cap Adjustment To Rates

Base Distribution Rates after Price Cap Adjustment

Enter Proposed Tariff Sheet Smart Meter Rate Adder

Applied For Smart Grid / Renewable Generation Rate Adder

Deferral Variance Account Disposition (2009)

Deferral Variance Account Disposition (2010)

Deferral Variance Account Disposition (2011)

Lost Revenue Adjustment Mechanism (LRAM) Recovery/Shared Savings Mechanism (SSM) Recovery Rate Rider

Tax Change Rate Rider

Applied for Low Voltage Volumetric Rate

Applied for Rate Rider for Global Adjustment Sub-Account Disposition- Electricity Component 2010

Applied for Rate Rider for Global Adjustment Sub-Account Disposition- Electricity Component 2011

Applied for Rate Rider for Global Adjustment Sub-Account Disposition - Delivery Component 2010

Applied for Rate Rider for Global Adjustment Sub-Account Disposition - Delivery Component 2011

Applied For RTSR - Network

Applied For RTSR - Connection

Applied for microFIT Generator

Monthly Rates and Charges

Enter Loss Factors From Current Tariff Sheet

Shows Summary of Changes To General Service Charge and Distribution Volumetric Charge

Shows Summary of Changes To Tariff Rate Adders


Shows Summary of Changes To Tariff Rate Riders

Bill Impact Calculations

Enter Allowances from Current Tariff Sheets

Enter Specific Service Charges from Current Tariff Sheets

Enter Retail Service Charges from Current Tariff Sheets



Name of LDC: Innisfil Hydro Distribut
File Number: EB-2010-0093
Effective Date: Sunday, May 01, 2011
Version : 1.0

Show or Hide Sheet Selectic

Sheet	Show / Hide
C2.1 Def Var Disp 2008	Hide
C2.2 Def Var Disp 2009	Show
C2.3 Def Var Disp 2010	Show
C2.4 LRAMSSM Recovery RateRider	Show
C2.5 ForegoneRevenue Rate Rider	Hide
C2.6 Tax Change Rate Rider	Show
C3.1 Curr Low Voltage Vol Rt	Show
C3.2 Global Adjustment Elect	Show
C3.3 Global Adjustment Del	Show
D1.2 Revenue Cost Ratio Adj	Show
J1.2 Smrt Grid Renew Gen Rt Add	Show
J2.1 Def Var Disp 2008	Hide
J2.2 Def Var Disp 2009	Show

J2.3 Def Var Disp 2010	Show
J2.4 Def Var Disp 2011	Show
J2.5 LRAMSSM Recovery RateRider	Show
J2.6 ForegoneRevenue Rate Rider	Hide
J2.7 Tax Change Rate Rider	Show
J2.8 Incr Capital Rate Rider	Hide
J3.1 App For Low Voltage Vol Rt	Show
J3.2 Global Adjust Elec 2010	Show
J3.21 Global Adjust Elec 2011	Show
J3.3 Global Adjust Del 2010	Show
J3.31 Global Adjust Del 2011	Show

tion Systems Limited

n

Purpose of Sheet

To be used by distributor that had a Rate Rider for Deferral Variance Account Disposition (2008)

To be used by distributor that had a Rate Rider for Deferral Variance Account Disposition (2009)

To be used by distributor that had a Rate Rider for Deferral Variance Account Disposition (2010)

To be used by distributor that had a Rate Rider for LRAM/SSM

To be used by distributor that had a Rate Rider for Foregone Revenue

To be used by distributor that had a Rate Rider for Shared Tax Savings

To be used by distributor that had a Rate Rider for Low Voltage Volumetric Rate

To be used by distributor that had a Rate Rider for GA Sub-Acct - Electricity

To be used by distributor that had a Rate Rider for GA Sub-Acct - Delivery

To be used by distributor that has a Revenue Cost Ratio Adjustment

To be used by distributor that is applying for a Rate Rider for Smart Grid / Renewable Generation Rate Adder

To be used by distributor that is applying for a Rate Rider for Deferral Variance Account Disposition (2008)

To be used by distributor that is applying for a Rate Rider for Deferral Variance Account Disposition (2009)

To be used by distributor that is applying for a Rate Rider for Deferral Variance Account Disposition (2010)

To be used by distributor that is applying for a Rate Rider for Deferral Variance Account Disposition (2011)

To be used by distributor that is applying for a Rate Rider for LRAM/SSM

To be used by distributor that is continuing a Rate Rider for Foregone Revenue

To be used by distributor that is applying for a Rate Rider for Shared Tax Savings

To be used by distributor that is applying for a Rate Rider for Incremental Capital

To be used by distributor that is applying for a Rate Rider for Low Voltage Volumetric Rate

To be used by distributor that is applying for a Rate Rider for GA Sub-Acct - Electricity 2010

To be used by distributor that is applying for a Rate Rider for GA Sub-Acct - Electricity 2011

To be used by distributor that is applying for a Rate Rider for GA Sub-Acct - Delivery 2010

To be used by distributor that is applying for a Rate Rider for GA Sub-Acct - Delivery 2011



Name of LDC: Innisfil Hydro Distribution Systems Limited
File Number: EB-2010-0093
Effective Date: Sunday, May 01, 2011
Version : 1.0

Current and Applied For Rate Classes

Rate Group	Rate Class	Fixed Metric	Vol Metric
RES	Residential	Customer - 12 per year	kWh
GSLT50	General Service Less Than 50 kW	Customer - 12 per year	kWh
GSGT50	General Service 50 to 4,999 kW	Customer - 12 per year	kW
Sen	Sentinel Lighting	Connection - 12 per year	kW
SL	Street Lighting	Connection - 12 per year	kW
USL	Unmetered Scattered Load	Connection -12 per year	kWh
NA	Rate Class 7	NA	NA
NA	Rate Class 8	NA	NA
NA	Rate Class 9	NA	NA
NA	Rate Class 10	NA	NA
NA	Rate Class 11	NA	NA
NA	Rate Class 12	NA	NA
NA	Rate Class 13	NA	NA
NA	Rate Class 14	NA	NA
NA	Rate Class 15	NA	NA
NA	Rate Class 16	NA	NA
NA	Rate Class 17	NA	NA
NA	Rate Class 18	NA	NA
NA	Rate Class 19	NA	NA
NA	Rate Class 20	NA	NA
NA	Rate Class 21	NA	NA
NA	Rate Class 22	NA	NA
NA	Rate Class 23	NA	NA

NA	Rate Class 24	NA	NA
NA	Rate Class 25	NA	NA

EMB
Embedded Distributor
Low Voltage Wheeling Charge Rate

SB
Stand-By
Standby Pr
Standby Pr
Standby Pr
Standby - (r
Standby Pr
Standby - (r
Standby Pr
Standby - I
Standby Pr
Standby Di



Name of LDC: Innisfil Hydro Distribution Systems Limited
File Number: EB-2010-0093
Effective Date: Sunday, May 01, 2011
Version : 1.0

Current Smart Meter Funding Adder

Rate Adder	Smart Meters
Tariff Sheet Disclosure	Yes
Metric Applied To	Metered Customers
Method of Application	Uniform Service Charge
Uniform Service Charge Amount	2.00

Rate Class	Applied to Class	Fixed Amount	Fixed Metric	Vol Amount	Vol Metric
Residential	Yes	2.000000	Customer - 12 per year	0.000000	kWh
General Service Less Than 50 kW	Yes	2.000000	Customer - 12 per year	0.000000	kWh
General Service 50 to 4,999 kW	Yes	2.000000	Customer - 12 per year	0.000000	kW



Name of LDC: Innisfil Hydro Distribution Systems Limited
File Number: EB-2010-0093
Effective Date: Sunday, May 01, 2011
Version : 1.0

Deferral Variance Account Disposition (2009)

Rate Rider Def Var Disp 2009
 Sunset Date 30/04/2013
DD/MM/YYYY
 Metric Applied To All Customers
 Method of Application Distinct Volumetric

Rate Class	Applied to Class	Fixed Amount	Fixed Metric	Vol Amount	Vol Metric
Residential	Yes	0.000000	Customer - 12 per year	0.000500	kWh
General Service Less Than 50 kW	Yes	0.000000	Customer - 12 per year	0.000400	kWh
General Service 50 to 4,999 kW	Yes	0.000000	Customer - 12 per year	0.136800	kW
Sentinel Lighting	Yes	0.000000	Connection - 12 per year	0.176200	kW
Street Lighting	Yes	0.000000	Connection - 12 per year	0.141900	kW
Unmetered Scattered Load	Yes	0.000000	Connection -12 per year	0.000500	kWh



Name of LDC: Innisfil Hydro Distribution Systems Limited
File Number: EB-2010-0093
Effective Date: Sunday, May 01, 2011
Version : 1.0

Deferral Variance Account Disposition (2010)

Rate Rider Def Var Disp 2010
 Sunset Date 30/04/2011
DD/MM/YYYY
 Metric Applied To All Customers
 Method of Application Distinct Volumetric

Rate Class	Applied to Class	Fixed Amount	Fixed Metric	Vol Amount	Vol Metric
Residential	Yes	0.000000	Customer - 12 per year	0.002300	kWh
General Service Less Than 50 kW	Yes	0.000000	Customer - 12 per year	0.002300	kWh
General Service 50 to 4,999 kW	Yes	0.000000	Customer - 12 per year	0.812200	kW
Sentinel Lighting	Yes	0.000000	Connection - 12 per year	0.830200	kW
Street Lighting	Yes	0.000000	Connection - 12 per year	0.787900	kW
Unmetered Scattered Load	Yes	0.000000	Connection -12 per year	0.002300	kWh




Name of LDC: Innisfil Hydro Distribution Systems Limited
File Number: EB-2010-0093
Effective Date: Sunday, May 01, 2011
Version : 1.0

Lost Revenue Adjustment Mechanism (LRAM) Recovery/Shared Savings Mechanism (SSM) Recovery Rate Rider

Rate Rider	Lost Revenue Adjustment Mechanism (LRAM) Recovery/Shared Savings Mechanism (SSM) Recovery
Sunset Date	30/04/2011 <small>DD/MM/YYYY</small>
Metric Applied To	All Customers
Method of Application	Distinct Volumetric

Rate Class	Applied to Class	Fixed Amount	Fixed Metric	Vol Amount	Vol Metric
Residential	Yes	0.000000	Customer - 12 per year	0.000800	kWh
General Service Less Than 50 kW	No	0.000000	Customer - 12 per year	0.000000	kWh
General Service 50 to 4,999 kW	Yes	0.000000	Customer - 12 per year	0.021400	kW
Sentinel Lighting	No	0.000000	Connection - 12 per year	0.000000	kW
Street Lighting	No	0.000000	Connection - 12 per year	0.000000	kW
Unmetered Scattered Load	No	0.000000	Connection -12 per year	0.000000	kWh



Ontario

Name of LDC: Innisfil Hydro Distribution Systems Limited
File Number: EB-2010-0093
Effective Date: Sunday, May 01, 2011
Version : 1.0

Tax Change Rate Rider

Rate Rider

Sunset Date

Metric Applied To

Method of Application

Rate Class

Residential

General Service Less Than 50 kW

General Service 50 to 4,999 kW

Sentinel Lighting

Street Lighting

Unmetered Scattered Load


Tax Change

DD/MM/YYYY

All Customers

Distinct Volumetric

Applied to Class	Fixed Amount	Fixed Metric	Vol Amount	Vol Metric
No	0.000000	Customer - 12 per year	0.000000	kWh
No	0.000000	Customer - 12 per year	0.000000	kWh
No	0.000000	Customer - 12 per year	0.000000	kW
No	0.000000	Connection - 12 per year	0.000000	kW
No	0.000000	Connection - 12 per year	0.000000	kW
No	0.000000	Connection -12 per year	0.000000	kWh



Name of LDC: Innisfil Hydro Distribution Systems Limited
File Number: EB-2010-0093
Effective Date: Sunday, May 01, 2011
Version : 1.0

Current Low Voltage Volumetric Rate

Rate Description	Low Voltage Volumetric Rate
Select Tariff Sheet Disclosure	Yes - Shown on Tariff Sheet
Metric Applied To	All Customers
Method of Application	Distinct Volumetric

Rate Class		Current Low Voltage
Residential	kWh	0.002200
General Service Less Than 50 kW	kWh	0.002000
General Service 50 to 4,999 kW	kW	0.788300
Sentinel Lighting	kW	0.606500
Street Lighting	kW	1.633100
Unmetered Scattered Load	kWh	0.002000



Name of LDC: Innisfil Hydro Distribution Systems Limited
File Number: EB-2010-0093
Effective Date: Sunday, May 01, 2011
Version : 1.0

Current Rate Rider for Global Adjustment Sub-Account Disposition- Electricity Component

Rate Rider	GA Sub-Acct - Electricity
Sunset Date	DD/MM/YYYY
Metric Applied To	All Customers
Method of Application	Distinct Volumetric

Rate Class	Applied to Class	Fixed Amount	Fixed Metric	Vol Amount	Vol Metric
Residential	No	0.000000	Customer - 12 per year	0.000000	kWh
General Service Less Than 50 kW	No	0.000000	Customer - 12 per year	0.000000	kWh
General Service 50 to 4,999 kW	No	0.000000	Customer - 12 per year	0.000000	kWh
Sentinel Lighting	No	0.000000	Connection - 12 per year	0.000000	kWh
Street Lighting	No	0.000000	Connection - 12 per year	0.000000	kWh
Unmetered Scattered Load	No	0.000000	Connection -12 per year	0.000000	kWh



Name of LDC: Innisfil Hydro Distribution Systems Limited
File Number: EB-2010-0093
Effective Date: Sunday, May 01, 2011
Version : 1.0

Current Rate Rider for Global Adjustment Sub-Account Disposition - Delivery Component

Rate Rider: GA Sub-Acct - Delivery
 Sunset Date: 30/04/2011
DD/MM/YYYY
 Metric Applied To: All Customers
 Method of Application: Distinct Volumetric

Rate Class	Applied to Class	Fixed Amount	Fixed Metric	Vol Amount	Vol Metric
Residential	Yes	0.000000	Customer - 12 per year	0.002400	kWh
General Service Less Than 50 kW	Yes	0.000000	Customer - 12 per year	0.002400	kWh
General Service 50 to 4,999 kW	Yes	0.000000	Customer - 12 per year	0.813800	kW
Sentinel Lighting	Yes	0.000000	Connection - 12 per year	0.844500	kW
Street Lighting	Yes	0.000000	Connection - 12 per year	0.791200	kW
Unmetered Scattered Load	Yes	0.000000	Connection -12 per year	0.002400	kWh



Name of LDC: Innisfil Hydro Distribution Systems Limited
File Number: EB-2010-0093
Effective Date: Sunday, May 01, 2011
Version : 1.0

Current Rates and Charges

Rate Class

Residential

Rate Description	Metric	Rate
Service Charge	\$	19.02
Service Charge Smart Meters	\$	2.00
Distribution Volumetric Rate	\$/kWh	0.0186
Low Voltage Volumetric Rate	\$/kWh	0.0022
Distribution Volumetric Def Var Disp 2009 – effective until Tuesday, April 30, 2013	\$/kWh	0.0050
Distribution Volumetric Def Var Disp 2010 – effective until Saturday, April 30, 2011	\$/kWh	0.00230
Distribution Volumetric Lost Revenue Adjustment Mechanism (LRAM) Recovery/Shared Savings Mechanism (SSM) Recovery – effective until Saturday, April 30, 2011	\$/kWh	0.00080
Retail Transmission Rate – Network Service Rate	\$/kWh	0.0055
Retail Transmission Rate – Line and Transformation Connection Service Rate	\$/kWh	0.0047
Wholesale Market Service Rate	\$/kWh	0.0052
Rural Rate Protection Charge	\$/kWh	0.0013
Standard Supply Service – Administrative Charge (if applicable)	\$	0.25

Rate Class

General Service Less Than 50 kW

Rate Description	Metric	Rate
Service Charge	\$	30.88
Service Charge Smart Meters	\$	2.00
Distribution Volumetric Rate	\$/kWh	0.0092
Low Voltage Volumetric Rate	\$/kWh	0.0020
Distribution Volumetric Def Var Disp 2009 – effective until Tuesday, April 30, 2013	\$/kWh	0.00040
Distribution Volumetric Def Var Disp 2010 – effective until Saturday, April 30, 2011	\$/kWh	0.00230
Retail Transmission Rate – Network Service Rate	\$/kWh	0.0050
Retail Transmission Rate – Line and Transformation Connection Service Rate	\$/kWh	0.0043

Wholesale Market Service Rate	\$/kWh	0.0052
Rural Rate Protection Charge	\$/kWh	0.0013
Standard Supply Service – Administrative Charge (if applicable)	\$	0.25

Rate Class

General Service 50 to 4,999 kW

Rate Description	Metric	Rate
Service Charge	\$	337.89
Service Charge Smart Meters	\$	2.00
Distribution Volumetric Rate	\$/kW	3.1351
	\$/kW	
Low Voltage Volumetric Rate	\$/kW	0.7883
Distribution Volumetric Def Var Disp 2009 – effective until Tuesday, April 30, 2013	\$/kW	0.13680
Distribution Volumetric Def Var Disp 2010 – effective until Saturday, April 30, 2011	\$/kW	0.81220
Distribution Volumetric Lost Revenue Adjustment Mechanism (LRAM) Recovery/Shared Savings Mechanism (SSM) Recovery – effective until Saturday, April 30, 2011	\$/kW	0.02140
Retail Transmission Rate – Network Service Rate	\$/kW	2.0407
Retail Transmission Rate – Network Service Rate – Interval metered	\$/kW	1.9765
	\$/kW	0.0000
Retail Transmission Rate – Line and Transformation Connection Service Rate	\$/kW	1.7050
Retail Transmission Rate – Line and Transformation Connection Service Rate – Interval metered	\$/kW	2.5000
	\$/kW	0.0000
Wholesale Market Service Rate	\$/kWh	0.0052
Rural Rate Protection Charge	\$/kWh	0.0013
Standard Supply Service – Administrative Charge (if applicable)	\$	0.25

Rate Class

Sentinel Lighting

Rate Description	Metric	Rate
Service Charge (per connection)	\$	6.01
Distribution Volumetric Rate	\$/kW	27.3557
Low Voltage Volumetric Rate	\$/kW	0.6065
Distribution Volumetric Def Var Disp 2009 – effective until Tuesday, April 30, 2013	\$/kW	0.17620
Distribution Volumetric Def Var Disp 2010 – effective until Saturday, April 30, 2011	\$/kW	0.83020
Retail Transmission Rate – Network Service Rate	\$/kW	1.5468
Retail Transmission Rate – Line and Transformation Connection Service Rate	\$/kW	1.3455
Wholesale Market Service Rate	\$/kWh	0.0052
Rural Rate Protection Charge	\$/kWh	0.0013
Standard Supply Service – Administrative Charge (if applicable)	\$	0.25

Rate Class

Street Lighting


Rate Description	Metric	Rate
Service Charge (per connection)	\$	4.17
Distribution Volumetric Rate	\$/kW	28.8659
Low Voltage Volumetric Rate	\$/kW	1.6331
Distribution Volumetric Def Var Disp 2009 – effective until Tuesday, April 30, 2013	\$/kW	0.14190

Distribution Volumetric Def Var Disp 2010 – effective until Saturday, April 30, 2011	\$/kW	0.78790
Retail Transmission Rate – Network Service Rate	\$/kW	1.5390
Retail Transmission Rate – Line and Transformation Connection Service Rate	\$/kW	1.3179
Wholesale Market Service Rate	\$/kWh	0.0052
Rural Rate Protection Charge	\$/kWh	0.0013
Standard Supply Service – Administrative Charge (if applicable)	\$	0.25

Rate Class

Unmetered Scattered Load

Rate Description	Metric	Rate
Service Charge (per connection)	\$	23.26
Distribution Volumetric Rate	\$/kWh	0.0392
Low Voltage Volumetric Rate	\$/kWh	0.0020
Distribution Volumetric Def Var Disp 2009 – effective until Tuesday, April 30, 2013	\$/kWh	0.00050
Distribution Volumetric Def Var Disp 2010 – effective until Saturday, April 30, 2011	\$/kWh	0.00230
Retail Transmission Rate – Network Service Rate	\$/kWh	0.0050
Retail Transmission Rate – Line and Transformation Connection Service Rate	\$/kWh	0.0043
Wholesale Market Service Rate	\$/kWh	0.0052
Rural Rate Protection Charge	\$/kWh	0.0013
Standard Supply Service – Administrative Charge (if applicable)	\$	0.25



Name of LDC: Innisfil Hydro Distribution Systems Limited
File Number: EB-2010-0093
Effective Date: Sunday, May 01, 2011
Version : 1.0

Base Distribution Rates

Service Charge

Class	Metric	Current Rates	Current Base Rates
Residential	Customer - 12 per year	19.020000	19.020000
General Service Less Than 50 kW	Customer - 12 per year	30.880000	30.880000
General Service 50 to 4,999 kW	Customer - 12 per year	337.890000	337.890000
Sentinel Lighting	Connection - 12 per year	6.010000	6.010000
Street Lighting	Connection - 12 per year	4.170000	4.170000
Unmetered Scattered Load	Connection -12 per year	23.260000	23.260000

Distribution Volumetric Rate

Class	Metric	Current Rates	Current Base Rates
Residential	kWh	0.018600	0.018600
General Service Less Than 50 kW	kWh	0.009200	0.009200
General Service 50 to 4,999 kW	kW	3.135100	3.135100
Sentinel Lighting	kW	27.355700	27.355700
Street Lighting	kW	28.865900	28.865900
Unmetered Scattered Load	kWh	0.039200	0.039200



Name of LDC: Innisfil Hydro Distribution Systems Limited
File Number: EB-2010-0093
Effective Date: Sunday, May 01, 2011
Version : 1.0

Revenue Cost Ratio Adjustment

Rate Rebalancing Adjustment

Revenue Cost Ratio

Metric Applied To

All Customers

Method of Application

Both Distinct\$

Monthly Service Charge

Class	Metric	Base Rate	\$ Adjustment	Adj To Base
Residential	Customer - 12 per year	19.020000	0.000000	0.000000
General Service Less Than 50 kW	Customer - 12 per year	30.880000	- 2.330000	2.330000
General Service 50 to 4,999 kW	Customer - 12 per year	337.890000	- 20.620000	20.620000
Sentinel Lighting	Connection - 12 per year	6.010000	1.550000	1.550000
Street Lighting	Connection - 12 per year	4.170000	1.160000	1.160000
Unmetered Scattered Load	Connection -12 per year	23.260000	0.000000	0.000000

Volumetric Distribution Charge

Class	Metric	Base Rate	\$ Adjustment	Adj To Base
Residential	kWh	0.018600	0.000000	0.000000
General Service Less Than 50 kW	kWh	0.009200	- 0.000700	0.000700
General Service 50 to 4,999 kW	kW	3.135100	- 0.191300	0.191300
Sentinel Lighting	kW	27.355700	7.073900	7.073900
Street Lighting	kW	28.865900	8.048400	8.048400
Unmetered Scattered Load	kWh	0.039200	0.000000	0.000000



Name of LDC: Innisfil Hydro Distribution Systems Limited
File Number: EB-2010-0093
Effective Date: Sunday, May 01, 2011
Version : 1.0

Rate Rebalanced Base Distribution Rates

Monthly Service Charge

Class	Metric	Base Rate	Revenue Cost Ratio	Rate ReBal Base
Residential	Customer - 12 per year	19.020000	0.000000	19.020000
General Service Less Than 50 kW	Customer - 12 per year	30.880000	0.000000	30.880000
General Service 50 to 4,999 kW	Customer - 12 per year	337.890000	0.000000	337.890000
Sentinel Lighting	Connection - 12 per year	6.010000	0.000000	6.010000
Street Lighting	Connection - 12 per year	4.170000	0.000000	4.170000
Unmetered Scattered Load	Connection -12 per year	23.260000	0.000000	23.260000

Volumetric Distribution Charge

Class	Metric	Base Rate	Revenue Cost Ratio	Rate ReBal Base
Residential	kWh	0.018600	0.000000	0.018600
General Service Less Than 50 kW	kWh	0.009200	-0.000700	0.008500
General Service 50 to 4,999 kW	kWh	3.135100	-0.191300	2.943800
Sentinel Lighting	kW	27.355700	7.073900	34.429600
Street Lighting	kW	28.865900	8.048400	36.914300
Unmetered Scattered Load	kWh	0.039200	0.000000	0.039200



Name of LDC: Innisfil Hydro Distribution Systems Limited
File Number: EB-2010-0093
Effective Date: Sunday, May 01, 2011
Version : 1.0

GDP-IPI Price Cap Adjustment Worksheet

Price Cap Index

Price Escalator (GDP-IPI)	1.30%
Less Productivity Factor	-0.72%
Less Stretch Factor	-0.40%

Price Cap Index

0.18%



Name of LDC: Innisfil Hydro Distribution Systems Limited
File Number: EB-2010-0093
Effective Date: Sunday, May 01, 2011
Version : 1.0

GDP-IPI Price Cap Adjustment to Rates

Price Cap Adjustment	Price Cap Adjustment		
Metric Applied To	All Customers		
Method of Application	Both Uniform%		
Uniform Service Charge Percent	0.180%	Uniform Volumetric Charge Percent	0.180% kWh 0.180% kW

Monthly Service Charge

Class	Metric	Base Rate	To This Class	% Adjustment	Adj To Base
Residential	Customer - 12 per year	19.020000	Yes	0.180%	0.034236
General Service Less Than 50 kW	Customer - 12 per year	30.880000	Yes	0.180%	0.055584
General Service 50 to 4,999 kW	Customer - 12 per year	337.890000	Yes	0.180%	0.608202
Sentinel Lighting	Connection - 12 per year	6.010000	Yes	0.180%	0.010818
Street Lighting	Connection - 12 per year	4.170000	Yes	0.180%	0.007506
Unmetered Scattered Load	Connection -12 per year	23.260000	Yes	0.180%	0.041868

Volumetric Distribution Charge

Class	Metric	Base Rate	To This Class	% Adjustment	Adj To Base
Residential	kWh	0.018600	Yes	0.180%	0.000033
General Service Less Than 50 kW	kWh	0.008500	Yes	0.180%	0.000015
General Service 50 to 4,999 kW	kW	2.943800	Yes	0.180%	0.005299
Sentinel Lighting	kW	34.429600	Yes	0.180%	0.061973
Street Lighting	kW	36.914300	Yes	0.180%	0.066446
Unmetered Scattered Load	kWh	0.039200	Yes	0.180%	0.000071



Name of LDC: Innisfil Hydro Distribution Systems Limited
File Number: EB-2010-0093
Effective Date: Sunday, May 01, 2011
Version : 1.0

After Price Cap Base Distribution Rates General

Monthly Service Charge

Class	Metric	Base Rate	Price Cap Adjustment	After Price Cape Base
Residential	Customer - 12 per year	19.020000	0.034236	19.054236
General Service Less Than 50 kW	Customer - 12 per year	30.880000	0.055584	30.935584
General Service 50 to 4,999 kW	Customer - 12 per year	337.890000	0.608202	338.498202
Sentinel Lighting	Connection - 12 per year	6.010000	0.010818	6.020818
Street Lighting	Connection - 12 per year	4.170000	0.007506	4.177506
Unmetered Scattered Load	Connection -12 per year	23.260000	0.041868	23.301868

Volumetric Distribution Charge

Class	Metric	Base Rate	Price Cap Adjustment	After Price Cape Base
Residential	kWh	0.018600	0.000033	0.018633
General Service Less Than 50 kW	kWh	0.008500	0.000015	0.008515
General Service 50 to 4,999 kW	kW	2.943800	0.005299	2.949099
Sentinel Lighting	kW	34.429600	0.061973	34.491573
Street Lighting	kW	36.914300	0.066446	36.980746
Unmetered Scattered Load	kWh	0.039200	0.000071	0.039271




Name of LDC: Innisfil Hydro Distribution Systems Limited
File Number: EB-2010-0093
Effective Date: Sunday, May 01, 2011
Version : 1.0

Applied For Smart Meter Funding Adder

Rate Adder	Smart Meters
Tariff Sheet Disclosure	Yes
Metric Applied To	Metered Customers
Method of Application	Uniform Service Charge
Uniform Service Charge Amount	2.00

Rate Class	Applied to Class	Fixed Amount	Fixed Metric	Vol Amount	Vol Metric
Residential	Yes	2.000000	Customer - 12 per year	0.000000	kWh
General Service Less Than 50 kW	Yes	2.000000	Customer - 12 per year	0.000000	kWh
General Service 50 to 4,999 kW	Yes	2.000000	Customer - 12 per year	0.000000	kW



Ontario

Name of LDC: Innisfil Hydro Distribution Systems Limited
File Number: EB-2010-0093
Effective Date: Sunday, May 01, 2011
Version : 1.0

Applied For Smart Grid / Renewable Generation Rate

Rate Adder

Tariff Sheet Disclosure

Metric Applied To

Method of Application

Rate Class

Residential

General Service Less Than 50 kW

General Service 50 to 4,999 kW

Sentinel Lighting

Street Lighting

Unmetered Scattered Load

Adder

Smart Grid / Renewable Generation

Yes

All Customers

Both Distinct

Applied to Class	Fixed Amount	Fixed Metric	Vol Amount	Vol Metric
Yes	0.000000	Customer - 12 per year	0.000000	kWh
Yes	0.000000	Customer - 12 per year	0.000000	kWh
Yes	0.000000	Customer - 12 per year	0.000000	kW
Yes	0.000000	Connection - 12 per year	0.000000	kW
Yes	0.000000	Connection - 12 per year	0.000000	kW
Yes	0.000000	Connection -12 per year	0.000000	kWh




Name of LDC: Innisfil Hydro Distribution Systems Limited
File Number: EB-2010-0093
Effective Date: Sunday, May 01, 2011
Version : 1.0

Deferral Variance Account Disposition (2009)

Rate Rider Def Var Disp 2009
 Sunset Date 30/04/2013
DD/MM/YYYY
 Metric Applied To All Customers
 Method of Application Distinct Volumetric

Rate Class	Applied to Class	Fixed Amount	Fixed Metric	Vol Amount	Vol Metric
Residential	Yes	0.000000	Customer - 12 per year	0.000500	kWh
General Service Less Than 50 kW	Yes	0.000000	Customer - 12 per year	0.000400	kWh
General Service 50 to 4,999 kW	Yes	0.000000	Customer - 12 per year	0.136800	kW
Sentinel Lighting	Yes	0.000000	Connection - 12 per year	0.176200	kW
Street Lighting	Yes	0.000000	Connection - 12 per year	0.141900	kW
Unmetered Scattered Load	Yes	0.000000	Connection -12 per year	0.000500	kWh



Ontario

Name of LDC: Innisfil Hydro Distribution Systems Limited
File Number: EB-2010-0093
Effective Date: Sunday, May 01, 2011
Version : 1.0

Deferral Variance Account Disposition (2010)

Rate Rider

Sunset Date

Metric Applied To

Method of Application

Rate Class

Residential

General Service Less Than 50 kW

General Service 50 to 4,999 kW

Sentinel Lighting

Street Lighting

Unmetered Scattered Load

Def Var Disp 2010

DD/MM/YYYY

All Customers

Distinct Volumetric

Applied to Class	Fixed Amount	Fixed Metric	Vol Amount	Vol Metric
No	0.000000	Customer - 12 per year	0.000000	kWh
No	0.000000	Customer - 12 per year	0.000000	kWh
No	0.000000	Customer - 12 per year	0.000000	kW
No	0.000000	Connection - 12 per year	0.000000	kW
No	0.000000	Connection - 12 per year	0.000000	kW
No	0.000000	Connection -12 per year	0.000000	kWh




Name of LDC: Innisfil Hydro Distribution Systems Limited
File Number: EB-2010-0093
Effective Date: Sunday, May 01, 2011
Version : 1.0

Deferral Variance Account Disposition (2011)

Rate Rider Def Var Disp 2011
 Sunset Date 30/04/2012
DD/MM/YYYY
 Metric Applied To All Customers
 Method of Application Distinct Volumetric

Rate Class	Applied to Class	Fixed Amount	Fixed Metric	Vol Amount	Vol Metric
Residential	Yes	0.000000	Customer - 12 per year	-0.001530	kWh
General Service Less Than 50 kW	Yes	0.000000	Customer - 12 per year	-0.001520	kWh
General Service 50 to 4,999 kW	Yes	0.000000	Customer - 12 per year	-0.526740	kW
Sentinel Lighting	Yes	0.000000	Connection - 12 per year	-0.559130	kW
Street Lighting	Yes	0.000000	Connection - 12 per year	-0.545310	kW
Unmetered Scattered Load	Yes	0.000000	Connection -12 per year	-0.001570	kWh



Name of LDC: Innisfil Hydro D
File Number: EB-2010-0093
Effective Date: Sunday, May 0
Version : 1.0

Lost Revenue Adjustment Mechanism (LRAM) Recovery/Shared Savings Mechanism (SSM) Recovery Rate Rider

Rate Rider

Sunset Date

Metric Applied To

Method of Application

Rate Class

Residential

General Service Less Than 50 kW

General Service 50 to 4,999 kW

Sentinel Lighting

Street Lighting

Unmetered Scattered Load

Distribution Systems Limited

1, 2011

Lost Revenue Adjustment Mechanism (LRAM)
Recovery/Shared Savings Mechanism (SSM)
Recovery

DD/MM/YYYY

All Customers

Distinct Volumetric

Applied to Class	Fixed Amount	Fixed Metric	Vol Amount
No	0.000000	Customer - 12 per year	0.000000
No	0.000000	Customer - 12 per year	0.000000
No	0.000000	Customer - 12 per year	0.000000
No	0.000000	Connection - 12 per year	0.000000
No	0.000000	Connection - 12 per year	0.000000

No

0.000000

Connection -12 per year

0.000000

Vol Metric

kWh

kWh

kW

kW

kW

kWh



Name of LDC: Innisfil Hydro Distribution Systems Limited
File Number: EB-2010-0093
Effective Date: Sunday, May 01, 2011
Version : 1.0

Tax Change Rate Rider

Rate Rider	Tax Change
Sunset Date	30/04/2012 <small>DD/MM/YYYY</small>
Metric Applied To	All Customers
Method of Application	Distinct Volumetric

Rate Class	Applied to Class	Fixed Amount	Fixed Metric	Vol Amount	Vol Metric
Residential	Yes	0.000000	Customer - 12 per year	-0.000400	kWh
General Service Less Than 50 kW	Yes	0.000000	Customer - 12 per year	-0.000200	kWh
General Service 50 to 4,999 kW	Yes	0.000000	Customer - 12 per year	-0.050200	kW
Sentinel Lighting	Yes	0.000000	Connection - 12 per year	-0.689700	kW
Street Lighting	Yes	0.000000	Connection - 12 per year	-0.603000	kW
Unmetered Scattered Load	Yes	0.000000	Connection -12 per year	-0.000700	kWh



Name of LDC: Innisfil Hydro Distribution
File Number: EB-2010-0093
Effective Date: Sunday, May 01, 2011
Version : 1.0

Applied For Low Voltage Volun

Rate Description

Select Tariff Sheet Disclosure

Metric Applied To

Method of Application

Rate Class

Residential

General Service Less Than 50 kW

General Service 50 to 4,999 kW

Sentinel Lighting

Street Lighting

Unmetered Scattered Load

Systems Limited

Volumetric Rate

Low Voltage Volumetric Rate

Shown on Tariff Sheet


All Customers

Distinct Volumetric

kWh
kWh
kW
kW
kW
kWh

Applied for Low Voltage

0.002200
0.002000
0.788300
0.606500
1.633100
0.002000



Name of LDC: Innisfil Hydro Distribution Systems Limited
File Number: EB-2010-0093
Effective Date: Sunday, May 01, 2011
Version : 1.0

Applied For Rate Rider for Global Adjustment Surcharge Disposition- Electricity Component 2010

Rate Rider

Sunset Date

Metric Applied To

Method of Application

Rate Class

Residential

General Service Less Than 50 kW

General Service 50 to 4,999 kW

Sentinel Lighting

Street Lighting

Unmetered Scattered Load

ub-Account

GA Sub-Acct - Electricity 2010

DD/MM/YYYY

All Customers

Distinct Volumetric

Applied to Class	Fixed Amount	Fixed Metric	Vol Amount	Vol Metric
No	0.000000	Customer - 12 per year	0.000000	kWh
No	0.000000	Customer - 12 per year	0.000000	kWh
No	0.000000	Customer - 12 per year	0.000000	kWh
No	0.000000	Connection - 12 per year	0.000000	kWh
No	0.000000	Connection - 12 per year	0.000000	kWh
No	0.000000	Connection -12 per year	0.000000	kWh




Name of LDC: Innisfil Hydro Distribution Systems Limited
File Number: EB-2010-0093
Effective Date: Sunday, May 01, 2011
Version : 1.0

Applied For Rate Rider for Global Adjustment Sub-Account Disposition- Electricity Component 2011

Rate Rider	GA Sub-Acct - Electricity 2011
Sunset Date	30/04/2012 <small>DD/MM/YYYY</small>
Metric Applied To	All Customers
Method of Application	Distinct Volumetric

Rate Class	Applied to Class	Fixed Amount	Fixed Metric	Vol Amount	Vol Metric
Residential	Yes	0.000000	Customer - 12 per year	0.003200	kWh
General Service Less Than 50 kW	Yes	0.000000	Customer - 12 per year	0.003200	kWh
General Service 50 to 4,999 kW	Yes	0.000000	Customer - 12 per year	0.003200	kWh
Sentinel Lighting	Yes	0.000000	Connection - 12 per year	0.003200	kWh
Street Lighting	Yes	0.000000	Connection - 12 per year	0.003200	kWh
Unmetered Scattered Load	Yes	0.000000	Connection -12 per year	0.003200	kWh



Name of LDC: Innisfil Hydro Distribution Systems Limited
File Number: EB-2010-0093
Effective Date: Sunday, May 01, 2011
Version : 1.0

Applied For Rate Rider for Global Adjustment Surcharge Disposition - Delivery Component 2010

Rate Rider

Sunset Date

Metric Applied To

Method of Application

Rate Class

Residential

General Service Less Than 50 kW

General Service 50 to 4,999 kW

Sentinel Lighting

Street Lighting

Unmetered Scattered Load

ub-Account


GA Sub-Acct - Delivery 2010

DD/MM/YYYY

All Customers

Distinct Volumetric

Applied to Class	Fixed Amount	Fixed Metric	Vol Amount	Vol Metric
No	0.000000	Customer - 12 per year	0.000000	kWh
No	0.000000	Customer - 12 per year	0.000000	kWh
No	0.000000	Customer - 12 per year	0.000000	kW
No	0.000000	Connection - 12 per year	0.000000	kW
No	0.000000	Connection - 12 per year	0.000000	kW
No	0.000000	Connection -12 per year	0.000000	kWh



Name of LDC: Innisfil Hydro Distribution Systems Limited
File Number: EB-2010-0093
Effective Date: Sunday, May 01, 2011
Version : 1.0

Applied For Rate Rider for Global Adjustment Surplus Disposition - Delivery Component 2011

Rate Rider

Sunset Date

Metric Applied To

Method of Application

Rate Class

Residential

General Service Less Than 50 kW

General Service 50 to 4,999 kW

Sentinel Lighting

Street Lighting

Unmetered Scattered Load

ub-Account

GA Sub-Acct - Delivery 2011

DD/MM/YYYY

All Customers

Distinct Volumetric

Applied to Class	Fixed Amount	Fixed Metric	Vol Amount	Vol Metric
No	0.000000	Customer - 12 per year	0.000000	kWh
No	0.000000	Customer - 12 per year	0.000000	kWh
No	0.000000	Customer - 12 per year	0.000000	kW
No	0.000000	Connection - 12 per year	0.000000	kW
No	0.000000	Connection - 12 per year	0.000000	kW
No	0.000000	Connection -12 per year	0.000000	kWh



Name of LDC: Innisfil Hydro Distribution Systems Limited
File Number: EB-2010-0093
Effective Date: Sunday, May 01, 2011
Version : 1.0

Applied For RTSR - Network

Method of Application

Distinct Dollar

Rate Class	Applied to Class
Residential	Yes

Rate Description	Vol Metric	Current Amount	% Adjustment	\$ Adjustment	Final Amount
Retail Transmission Rate – Network Service Rate	\$/kWh	0.005500	0.000%	0.000601	0.006101

Rate Class	Applied to Class
General Service Less Than 50 kW	Yes

Rate Description	Vol Metric	Current Amount	% Adjustment	\$ Adjustment	Final Amount
Retail Transmission Rate – Network Service Rate	\$/kWh	0.005000	0.000%	0.000547	0.005547

Rate Class	Applied to Class
General Service 50 to 4,999 kW	Yes

Rate Description	Vol Metric	Current Amount	% Adjustment	\$ Adjustment	Final Amount
Retail Transmission Rate – Network Service Rate	\$/kW	2.040700	0.000%	0.223070	2.263770
Retail Transmission Rate – Network Service Rate – Interval metered	\$/kW	1.976500	0.000%	0.000000	1.976500

Rate Class	Applied to Class
Sentinel Lighting	Yes

Rate Description	Vol Metric	Current Amount	% Adjustment	\$ Adjustment	Final Amount
Retail Transmission Rate – Network Service Rate	\$/kW	1.546800	0.000%	0.169081	1.715881

Rate Class

Applied to Class

Street Lighting

Yes

Rate Description	Vol Metric	Current Amount	% Adjustment	\$ Adjustment	Final Amount
Retail Transmission Rate – Network Service Rate	\$/kW	1.539000	0.000%	0.168229	1.707229

Unmetered Scattered Load

Yes

Rate Description	Vol Metric	Current Amount	% Adjustment	\$ Adjustment	Final Amount
Retail Transmission Rate – Network Service Rate	\$/kWh	0.005000	0.000%	0.000547	0.005547



Name of LDC: Innisfil Hydro Distribution Systems Limited
File Number: EB-2010-0093
Effective Date: Sunday, May 01, 2011
Version : 1.0

Applied For RTSR - Connection

Method of Application

Distinct Dollar

Rate Class	Applied to Class	Vol Metric	Current Amount	% Adjustment	\$ Adjustment	Final Amount
Residential	Yes					
Rate Description						
Retail Transmission Rate – Line and Transformation Connection Service Rate		\$/kWh	0.004700	0.000%	-0.000068	0.004632
General Service Less Than 50 kW	Yes					
Rate Description						
Retail Transmission Rate – Line and Transformation Connection Service Rate		\$/kWh	0.004300	0.000%	-0.000062	0.004238
General Service 50 to 4,999 kW	Yes					
Rate Description						
Retail Transmission Rate – Line and Transformation Connection Service Rate		\$/kW	1.705000	0.000%	-0.024709	1.680291
Retail Transmission Rate – Line and Transformation Connection Service Rate – Interval metered		\$/kW	2.500000	0.000%	-0.036231	2.463769
Sentinel Lighting	Yes					
Rate Description						
Retail Transmission Rate – Line and Transformation Connection Service Rate		\$/kW	1.345500	0.000%	-0.019499	1.326001
Street Lighting	Yes					

Rate Description	Vol Metric	Current Amount	% Adjustment	\$ Adjustment	Final Amount
Retail Transmission Rate – Line and Transformation Connection Service Rate	\$/kW	1.317900	0.000%	-0.019099	1.298801

Rate Class	Applied to Class
Unmetered Scattered Load	Yes

Rate Description	Vol Metric	Current Amount	% Adjustment	\$ Adjustment	Final Amount
Retail Transmission Rate – Line and Transformation Connection Service Rate	\$/kWh	0.004300	0.000%	-0.000062	0.004238



Name of LDC: Innisfil Hydro Distribution Systems Limited
File Number: EB-2010-0093
Effective Date: Sunday, May 01, 2011
Version : 1.0

microFIT Generator


Rate Class

microFIT Generator

Rate Description

Service Charge

Fixed Metric	Rate
\$	5.25



Ontario

Name of LDC: Innisfil Hydro Distribution Systems Limited
File Number: EB-2010-0093
Effective Date: Sunday, May 01, 2011
Version : 1.0

Applied For Monthly Rates and Charges

Rate Class

Residential

Rate Description

Service Charge
Service Charge Smart Meters
Distribution Volumetric Rate
Low Voltage Volumetric Rate
Distribution Volumetric Def Var Disp 2009 – effective until Tuesday, April 30, 2013
Distribution Volumetric Def Var Disp 2011 – effective until Monday, April 30, 2012
Distribution Volumetric Tax Change – effective until Monday, April 30, 2012
Retail Transmission Rate – Network Service Rate
Retail Transmission Rate – Line and Transformation Connection Service Rate
Wholesale Market Service Rate
Rural Rate Protection Charge
Standard Supply Service – Administrative Charge (if applicable)

Rate Class

General Service Less Than 50 kW

Rate Description

Service Charge
Service Charge Smart Meters
Distribution Volumetric Rate
Low Voltage Volumetric Rate
Distribution Volumetric Def Var Disp 2009 – effective until Tuesday, April 30, 2013
Distribution Volumetric Def Var Disp 2011 – effective until Monday, April 30, 2012
Distribution Volumetric Tax Change – effective until Monday, April 30, 2012
Retail Transmission Rate – Network Service Rate
Retail Transmission Rate – Line and Transformation Connection Service Rate

Wholesale Market Service Rate
Rural Rate Protection Charge
Standard Supply Service – Administrative Charge (if applicable)

Rate Class

General Service 50 to 4,999 kW

Rate Description

Service Charge
Service Charge Smart Meters
Distribution Volumetric Rate
Low Voltage Volumetric Rate
Distribution Volumetric Def Var Disp 2009 – effective until Tuesday, April 30, 2013
Distribution Volumetric Def Var Disp 2011 – effective until Monday, April 30, 2012
Distribution Volumetric Tax Change – effective until Monday, April 30, 2012
Retail Transmission Rate – Network Service Rate
Retail Transmission Rate – Network Service Rate – Interval metered
Retail Transmission Rate – Line and Transformation Connection Service Rate
Retail Transmission Rate – Line and Transformation Connection Service Rate – Interval metered
Wholesale Market Service Rate
Rural Rate Protection Charge
Standard Supply Service – Administrative Charge (if applicable)

Rate Class

Sentinel Lighting

Rate Description

Service Charge (per connection)
Distribution Volumetric Rate
Low Voltage Volumetric Rate
Distribution Volumetric Def Var Disp 2009 – effective until Tuesday, April 30, 2013
Distribution Volumetric Def Var Disp 2011 – effective until Monday, April 30, 2012
Distribution Volumetric Tax Change – effective until Monday, April 30, 2012
Retail Transmission Rate – Network Service Rate
Retail Transmission Rate – Line and Transformation Connection Service Rate
Wholesale Market Service Rate
Rural Rate Protection Charge
Standard Supply Service – Administrative Charge (if applicable)

Rate Class

Street Lighting

Rate Description

Service Charge (per connection)
Distribution Volumetric Rate
Low Voltage Volumetric Rate
Distribution Volumetric Def Var Disp 2009 – effective until Tuesday, April 30, 2013
Distribution Volumetric Def Var Disp 2011 – effective until Monday, April 30, 2012
Distribution Volumetric Tax Change – effective until Monday, April 30, 2012
Retail Transmission Rate – Network Service Rate
Retail Transmission Rate – Line and Transformation Connection Service Rate

Wholesale Market Service Rate
Rural Rate Protection Charge
Standard Supply Service – Administrative Charge (if applicable)

Rate Class

Unmetered Scattered Load

Rate Description

Service Charge (per connection)
Distribution Volumetric Rate
Low Voltage Volumetric Rate
Distribution Volumetric Def Var Disp 2009 – effective until Tuesday, April 30, 2013
Distribution Volumetric Def Var Disp 2011 – effective until Monday, April 30, 2012
Distribution Volumetric Tax Change – effective until Monday, April 30, 2012
Retail Transmission Rate – Network Service Rate
Retail Transmission Rate – Line and Transformation Connection Service Rate
Wholesale Market Service Rate
Rural Rate Protection Charge
Standard Supply Service – Administrative Charge (if applicable)

Metric	Rate
\$	19.05
\$	2.00
\$/kWh	0.0186
\$/kWh	0.0022
\$/kWh	0.00050
\$/kWh	(0.00153)
\$/kWh	(0.00040)
\$/kWh	0.0061
\$/kWh	0.0046
\$/kWh	0.0052
\$/kWh	0.0013
\$	0.25

Metric	Rate
\$	30.94
\$	2.00
\$/kWh	0.0085
\$/kWh	0.0020
\$/kWh	0.00040
\$/kWh	(0.00152)
\$/kWh	(0.00020)
\$/kWh	0.0055
\$/kWh	0.0042

\$/kWh	0.0052
\$/kWh	0.0013
\$	0.25


Metric	Rate
\$	338.50
\$	2.00
\$/kW	2.9491
\$/kW	0.7883
\$/kW	0.13680
\$/kW	(0.52674)
\$/kW	(0.05020)
\$/kW	2.2638
\$/kW	1.9765
\$/kW	1.6803
\$/kW	2.4638
\$/kWh	0.0052
\$/kWh	0.0013
\$	0.25

Metric	Rate
\$	6.02
\$/kW	34.4916
\$/kW	0.6065
\$/kW	0.17620
\$/kW	(0.55913)
\$/kW	(0.68970)
\$/kW	1.7159
\$/kW	1.3260
\$/kWh	0.0052
\$/kWh	0.0013
\$	0.25

Metric	Rate
\$	4.18
\$/kW	36.9807
\$/kW	1.6331
\$/kW	0.14190
\$/kW	(0.54531)
\$/kW	(0.60300)
\$/kW	1.7072
\$/kW	1.2988

\$/kWh	0.0052
\$/kWh	0.0013
\$	0.25


Metric	Rate
\$	23.30
\$/kWh	0.0393
\$/kWh	0.0020
\$/kWh	0.00050
\$/kWh	(0.00157)
\$/kWh	(0.00070)
\$/kWh	0.0055
\$/kWh	0.0042
\$/kWh	0.0052
\$/kWh	0.0013
\$	0.25



Name of LDC: Innisfil Hydro Distribution Systems Limited
File Number: EB-2010-0093
Effective Date: Sunday, May 01, 2011
Version : 1.0

Current and Applied For Loss Factors

LOSS FACTORS	Current
Total Loss Factor - Secondary Metered Customer < 5,000 kW	1.0746
Total Loss Factor - Secondary Metered Customer > 5,000 kW	
Total Loss Factor - Primary Metered Customer < 5,000 kW	1.0638
Total Loss Factor - Primary Metered Customer > 5,000 kW	



Name of LDC: Innisfil Hydro Distribution Systems Limited
File Number: EB-2010-0093
Effective Date: Sunday, May 01, 2011
Version : 1.0

Summary of Changes To Service Charge and Distribu

	Fixed	Volumetric
Residential	(\$)	\$/kWh
Current Tariff Distribution Rates	19.02	0.0186
Current Base Distribution Rates	19.02	0.0186
Price Cap Adjustments		
Price Cap Adjustment	0.03	0.0000
Total Price Cap Adjustments	0.03	0.0000
Applied For Base Distribution Rates	19.05	0.0186
Applied For Tariff Distribution Rates	19.05	0.0186
	0.00	0.0000

	Fixed	Volumetric
General Service Less Than 50 kW	(\$)	\$/kWh
Current Tariff Rates	30.88	0.0092
Current Base Distribution Rates	30.88	0.01
Rate Rebalancing Adjustments		
Revenue Cost Ratio	0.00	-0.0007
Total Rate Rebalancing Adjustments	0.00	-0.0007
Price Cap Adjustments		
Price Cap Adjustment	0.06	0.0000
Total Price Cap Adjustments	0.06	0.0000

Applied For Base Distribution Rates	30.94	0.0085
Applied For Tariff Distribution Rates	30.94	0.0085
	0.00	0.0000


	Fixed	Volumetric
	(\$)	\$/kW
General Service 50 to 4,999 kW		
Current Tariff Rates	337.89	3.1351
Current Base Distribution Rates	337.89	3.14
Rate Rebalancing Adjustments		
Revenue Cost Ratio	0.00	-0.1913
Total Rate Rebalancing Adjustments	0.00	-0.1913
Price Cap Adjustments		
Price Cap Adjustment	0.61	0.0053
Total Price Cap Adjustments	0.61	0.0053
Applied For Base Distribution Rates	338.50	2.9491
Applied For Tariff Distribution Rates	338.50	2.9491
	0.00	0.0000

	Fixed	Volumetric
	(\$)	\$/kW
Sentinel Lighting		
Current Tariff Rates	6.01	27.3557
Current Base Distribution Rates	6.01	27.36
Rate Rebalancing Adjustments		
Revenue Cost Ratio	0.00	7.0739
Total Rate Rebalancing Adjustments	0.00	7.0739
Price Cap Adjustments		
Price Cap Adjustment	0.01	0.0620
Total Price Cap Adjustments	0.01	0.0620
Applied For Base Distribution Rates	6.02	34.4916
Applied For Tariff Distribution Rates	6.02	34.4916
	0.00	0.0000

	Fixed	Volumetric
	(\$)	\$/kW
Street Lighting		
Current Tariff Rates	4.17	28.8659
Current Base Distribution Rates	4.17	28.87
Rate Rebalancing Adjustments		
Revenue Cost Ratio	0.00	8.0484
Total Rate Rebalancing Adjustments	0.00	8.0484
Price Cap Adjustments		
Price Cap Adjustment	0.01	0.0664
Total Price Cap Adjustments	0.01	0.0664

Applied For Base Distribution Rates	4.18	36.9807
Applied For Tariff Distribution Rates	4.18	36.9807
	0.00	0.0000

	Fixed	Volumetric
	(\$)	\$/kWh
Unmetered Scattered Load		
Current Tariff Rates	23.26	0.0392
Current Base Distribution Rates	23.26	0.04
Price Cap Adjustments		
Price Cap Adjustment	0.04	0.0001
Total Price Cap Adjustments	0.04	0.0001
Applied For Base Distribution Rates	23.26	0.0392
Applied For Tariff Distribution Rates	23.30	0.0393
	0.00	0.0000



Name of LDC: Innisfil Hydro Distribution Systems Lin
File Number: EB-2010-0093
Effective Date: Sunday, May 01, 2011
Version : 1.0

Summary of Changes To Tariff Rate Ad

	Fixed	Volumetric
Residential	(\$)	\$/kWh
Current Tariff Rates Adders		
Smart Meters	2.00	0.0000
Total Current Tariff Rates Adders	2.00	0.0000

	Fixed	Volumetric
Residential	(\$)	\$/kWh
Proposed Tariff Rates Adders		
Smart Meters	2.00	0.0000
Total Proposed Tariff Rates Adders	2.00	0.0000

	Fixed	Volumetric
General Service Less Than 50 kW	(\$)	\$/kWh
Current Tariff Rates Adders		
Smart Meters	2.00	0.0000
Total Current Tariff Rates Adders	2.00	0.0000

	Fixed	Volumetric
General Service Less Than 50 kW	(\$)	\$
Proposed Tariff Rates Adders		
Smart Meters	2.00	0.0000
Total Proposed Tariff Rates Adders	2.00	0.0000

	Fixed	Volumetric
General Service 50 to 4,999 kW	(\$)	\$
Current Tariff Rates Adders		
Smart Meters	2.00	0.0000
Total Current Tariff Rates Adders	2.00	0.0000

	Fixed	Volumetric
General Service 50 to 4,999 kW	(\$)	\$
Proposed Tariff Rates Adders		
Smart Meters	2.00	0.0000
Total Proposed Tariff Rates Adders	2.00	0.0000

	Fixed	Volumetric
Sentinel Lighting	(\$)	\$/kWh
Current Tariff Rates Adders		
Total Current Tariff Rates Adders	0.00	0.0000

	Fixed	Volumetric
Sentinel Lighting	(\$)	0
Proposed Tariff Rates Adders		
Total Proposed Tariff Rates Adders	0.00	0.0000


	Fixed	Volumetric
Street Lighting	(\$)	\$/kWh
Current Tariff Rates Adders		
Total Current Tariff Rates Adders	0.00	0.0000

	Fixed	Volumetric

Street Lighting	(\$)	0
Proposed Tariff Rates Adders		
Total Proposed Tariff Rates Adders	0.00	0.0000

	Fixed	Volumetric
Unmetered Scattered Load	(\$)	0
Current Tariff Rates Adders		
Total Current Tariff Rates Adders	0.00	0.0000

	Fixed	Volumetric
Unmetered Scattered Load	(\$)	\$/kW
Proposed Tariff Rates Adders		
Total Proposed Tariff Rates Adders	0.00	0.0000



Name of LDC: Innisfil Hydro Distribution Systems Limited
File Number: EB-2010-0093
Effective Date: Sunday, May 01, 2011
Version : 1.0

Summary of Changes To Tariff Rate Riders

Residential	Fixed	Volumetric
	(\$)	\$/kWh
Current Tariff Rates Riders		
Def Var Disp 2009	0.00	0.0005
Def Var Disp 2010	0.00	0.0023
Lost Revenue Adjustment Mechanism (LRAM) Recovery/Shared Savings Mechanism (SSM) Recovery	0.00	0.0008
Total Current Tariff Rates Riders	0.00	0.0036

Residential	Fixed	Volumetric
	(\$)	\$/kWh
Proposed Tariff Rates Riders		
Def Var Disp 2009	0.00	0.0005
Def Var Disp 2011	0.00	-0.0015
Tax Change	0.00	-0.0004
Total Proposed Tariff Rates Riders	0.00	-0.0014

General Service Less Than 50 kW	Fixed	Volumetric
	(\$)	\$/kWh
Current Tariff Rates Riders		
Def Var Disp 2009	0.00	0.0004
Def Var Disp 2010	0.00	0.0023
Total Current Tariff Rates Riders	0.00	0.0027

	Fixed	Volumetric
	(\$)	\$
General Service Less Than 50 kW		
Proposed Tariff Rates Riders		
Def Var Disp 2009	0.00	0.0004
Def Var Disp 2011	0.00	-0.0015
Tax Change	0.00	-0.0002
Total Proposed Tariff Rates Riders	0.00	-0.0013

	Fixed	Volumetric
	(\$)	\$
General Service 50 to 4,999 kW		
Current Tariff Rates Riders		
Def Var Disp 2009	0.00	0.1368
Def Var Disp 2010	0.00	0.8122
Lost Revenue Adjustment Mechanism (LRAM) Recovery/Shared Savings Mechanism (SSM) Recovery	0.00	0.0214
Total Current Tariff Rates Riders	0.00	0.9704

	Fixed	Volumetric
	(\$)	\$
General Service 50 to 4,999 kW		
Proposed Tariff Rates Riders		
Def Var Disp 2009	0.00	0.1368
Def Var Disp 2011	0.00	-0.5267
Tax Change	0.00	-0.0502
Total Proposed Tariff Rates Riders	0.00	-0.4401

	Fixed	Volumetric
	(\$)	\$/kWh
Sentinel Lighting		
Current Tariff Rates Riders		
Def Var Disp 2009	0.00	0.1762
Def Var Disp 2010	0.00	0.8302
Total Current Tariff Rates Riders	0.00	1.0064

	Fixed	Volumetric
	(\$)	0
Sentinel Lighting		
Proposed Tariff Rates Riders		
Def Var Disp 2009	0.00	0.1762
Def Var Disp 2011	0.00	-0.5591
Tax Change	0.00	-0.6897
Total Proposed Tariff Rates Riders	0.00	-1.0726

	Fixed	Volumetric
	(\$)	\$/kWh
Street Lighting		

Current Tariff Rates Riders		
Def Var Disp 2009	0.00	0.1419
Def Var Disp 2010	0.00	0.7879
Total Current Tariff Rates Riders	0.00	0.9298

	Fixed	Volumetric
Street Lighting	(\$)	0
Proposed Tariff Rates Riders		
Def Var Disp 2009	0.00	0.1419
Def Var Disp 2011	0.00	-0.5453
Tax Change	0.00	-0.6030
Total Proposed Tariff Rates Riders	0.00	-1.0064

	Fixed	Volumetric
Unmetered Scattered Load	(\$)	0
Current Tariff Rates Riders		
Def Var Disp 2009	0.00	0.0005
Def Var Disp 2010	0.00	0.0023
Total Current Tariff Rates Riders	0.00	0.0028

	Fixed	Volumetric
Unmetered Scattered Load	(\$)	\$/kW
Proposed Tariff Rates Riders		
Def Var Disp 2009	0.00	0.0005
Def Var Disp 2011	0.00	-0.0016
Tax Change	0.00	-0.0007
Total Proposed Tariff Rates Riders	0.00	-0.0018



Name of LDC: Innisfil Hydro Distribution Systems Limited
 File Number: EB-2010-0093
 Effective Date: Sunday, May 01, 2011
 Version : 1.0

Calculation of Bill Impacts

RTSR Loss Adjusted Metered kWh **Yes**

RTSR Loss Adjusted Metered kW **No**

Residential

Monthly Rates and Charges	Metric	Current Rate	Applied For Rate
Service Charge	\$	19.02	19.05
Service Charge Rate Adder(s)	\$	2.00	2.00
Service Charge Rate Rider(s)	\$	-	-
Distribution Volumetric Rate	\$/kWh	0.0186	0.0186
Distribution Volumetric Rate Adder(s)	\$/kWh	-	-
Low Voltage Volumetric Rate	\$/kWh	0.0022	0.0022
Distribution Volumetric Rate Rider(s)	\$/kWh	0.0036	0.0014
Retail Transmission Rate – Network Service Rate	\$/kWh	0.0055	0.0061
Retail Transmission Rate – Line and Transformation Connection Service Rate	\$/kWh	0.0047	0.0046
Wholesale Market Service Rate	\$/kWh	0.0052	0.0052
Rural Rate Protection Charge	\$/kWh	0.0013	0.0013
Special Purpose Charge	\$/kWh	0.0004	0.0004
Standard Supply Service – Administration Charge (if applicable)	\$/kWh	0.25	0.25

Consumption	800 kWh	0 kW
RPP Tier One	600 kWh	Load Factor

Loss Factor 1.0746

Residential	Volume	RATE \$	CHARGE \$	Volume	RATE \$	CHARGE \$	\$	%	% of Total Bill
Energy First Tier (kWh)	600	0.0650	39.00	600	0.0650	39.00	0.00	0.0%	29.74%
Energy Second Tier (kWh)	260	0.0750	19.50	260	0.0750	19.50	0.00	0.0%	14.87%
Sub-Total: Energy			58.50			58.50	0.00	0.0%	44.61%
Service Charge	1	19.02	19.02	1	19.05	19.05	0.03	0.2%	14.53%
Service Charge Rate Adder(s)	1	2.00	2.00	1	2.00	2.00	0.00	0.0%	1.52%
Service Charge Rate Rider(s)	1	0.00	0.00	1	0.00	0.00	0.00	0.0%	0.00%
Distribution Volumetric Rate	800	0.0186	14.88	800	0.0186	14.88	0.00	0.0%	11.35%
Distribution Volumetric Rate Adder(s)	800	0.0000	0.00	800	0.0000	0.00	0.00	0.0%	0.00%
Low Voltage Volumetric Rate	800	0.0022	1.76	800	0.0022	1.76	0.00	0.0%	1.34%
Distribution Volumetric Rate Rider(s)	800	0.0036	2.88	800	-0.0014	-1.12	-4.00	(138.9)%	-0.85%
Total: Distribution			40.54			36.57	-3.97	(9.8)%	27.88%
Retail Transmission Rate – Network Service Rate	860	0.0055	4.73	860	0.0061	5.25	0.52	11.0%	4.00%
Retail Transmission Rate – Line and Transformation Connection Service Rate	860	0.0047	4.04	860	0.0046	3.96	-0.08	(2.0)%	3.02%
Total: Retail Transmission			8.77			9.21	0.44	5.0%	7.02%
Sub-Total: Delivery (Distribution and Retail Transmission)			49.31			45.78	-3.53	(7.2)%	34.91%
Wholesale Market Service Rate	860	0.0052	4.47	860	0.0052	4.47	0.00	0.0%	3.41%
Rural Rate Protection Charge	860	0.0013	1.12	860	0.0013	1.12	0.00	0.0%	0.85%
Special Purpose Charge	860	0.0004	0.34	860	0.0004	0.34	0.00	0.0%	0.26%
Standard Supply Service – Administration Charge (if applicable)	1	0.25	0.25	1	0.25	0.25	0.00	0.0%	0.19%
Sub-Total: Regulatory			6.18			6.18	0.00	0.0%	4.71%
Debt Retirement Charge (DRC)	800	0.00700	5.60	800	0.00700	5.60	0.00	0.0%	4.27%
Total Bill before Taxes			119.59			116.06	-3.53	(3.0)%	88.49%
HST	119.59	13%	15.55	116.06	13%	15.09	-0.46	(3.0)%	11.51%
Total Bill			135.14			131.15	-3.99	(3.0)%	100.00%

Rate Class Threshold Test

Residential

	kWh	250	600	800	1,400	2,250
Loss Factor Adjusted kWh		269	645	860	1,505	2,418
kW						
Load Factor						

Energy

Applied For Bill	\$ 17.48	\$ 42.38	\$ 58.50	\$ 106.88	\$ 175.35
Current Bill	\$ 17.48	\$ 42.38	\$ 58.50	\$ 106.88	\$ 175.35
\$ Impact	\$ -	\$ -	\$ -	\$ -	\$ -
% Impact	0.0%	0.0%	0.0%	0.0%	0.0%
% of Total Bill	30.9%	41.3%	44.6%	49.4%	52.0%

Distribution

Applied For Bill	\$ 25.89	\$ 32.67	\$ 36.55	\$ 48.17	\$ 64.63
Current Bill	\$ 27.12	\$ 35.66	\$ 40.54	\$ 55.18	\$ 75.92
\$ Impact	-\$ 1.23	-\$ 2.99	-\$ 3.99	-\$ 7.01	-\$ 11.29
% Impact	-4.5%	-8.4%	-9.8%	-12.7%	-14.9%
% of Total Bill	45.7%	31.8%	27.9%	22.2%	19.2%

Retail Transmission

Applied For Bill	\$ 2.88	\$ 6.90	\$ 9.21	\$ 16.10	\$ 25.87
Current Bill	\$ 2.74	\$ 6.58	\$ 8.77	\$ 15.35	\$ 24.66
\$ Impact	\$ 0.14	\$ 0.32	\$ 0.44	\$ 0.75	\$ 1.21
% Impact	5.1%	4.9%	5.0%	4.9%	4.9%
% of Total Bill	5.1%	6.7%	7.0%	7.4%	7.7%

Delivery (Distribution and Retail Transmission)

Applied For Bill	\$ 28.77	\$ 39.57	\$ 45.76	\$ 64.27	\$ 90.50
Current Bill	\$ 29.86	\$ 42.24	\$ 49.31	\$ 70.53	\$ 100.58
\$ Impact	-\$ 1.09	-\$ 2.67	-\$ 3.55	-\$ 6.26	-\$ 10.08
% Impact	-3.7%	-6.3%	-7.2%	-8.9%	-10.0%
% of Total Bill	50.8%	38.5%	34.9%	29.7%	26.8%

Regulatory

Applied For Bill	\$ 2.11	\$ 4.70	\$ 6.18	\$ 10.64	\$ 16.93
Current Bill	\$ 2.11	\$ 4.70	\$ 6.18	\$ 10.64	\$ 16.93
\$ Impact	\$ -	\$ -	\$ -	\$ -	\$ -
% Impact	0.0%	0.0%	0.0%	0.0%	0.0%
% of Total Bill	3.7%	4.6%	4.7%	4.9%	5.0%

Debt Retirement Charge

Applied For Bill	\$ 1.75	\$ 4.20	\$ 5.60	\$ 9.80	\$ 15.75
Current Bill	\$ 1.75	\$ 4.20	\$ 5.60	\$ 9.80	\$ 15.75
\$ Impact	\$ -	\$ -	\$ -	\$ -	\$ -
% Impact	0.0%	0.0%	0.0%	0.0%	0.0%
% of Total Bill	3.1%	4.1%	4.3%	4.5%	4.7%

GST


Applied For Bill	\$ 6.51	\$ 11.81	\$ 15.09	\$ 24.91	\$ 38.81
Current Bill	\$ 6.66	\$ 12.16	\$ 15.55	\$ 25.72	\$ 40.12
\$ Impact	-\$ 0.15	-\$ 0.35	-\$ 0.46	-\$ 0.81	-\$ 1.31
% Impact	-2.3%	-2.9%	-3.0%	-3.1%	-3.3%
% of Total Bill	11.5%	11.5%	11.5%	11.5%	11.5%

Total Bill

Applied For Bill	\$ 56.62	\$ 102.66	\$ 131.13	\$ 216.50	\$ 337.34
Current Bill	\$ 57.86	\$ 105.68	\$ 135.14	\$ 223.57	\$ 348.73
\$ Impact	-\$ 1.24	-\$ 3.02	-\$ 4.01	-\$ 7.07	-\$ 11.39
% Impact	-2.1%	-2.9%	-3.0%	-3.2%	-3.3%

Rounding Applied

-0.020000





Name of LDC: Innisfil Hydro Distribution Systems Limited
File Number: EB-2010-0093
Effective Date: Sunday, May 01, 2011
Version : 1.0

Current and Applied For Allowances

Allowances

	Metric	Current
Transformer Allowance for Ownership - per kW of billing demand/month	\$/kW	(0.60)
Primary Metering Allowance for transformer losses - applied to measured demand and energy	%	(1.00)






Name of LDC: Innisfil Hydro Distribution Systems Limited
File Number: EB-2010-0093
Effective Date: Sunday, May 01, 2011
Version : 1.0

Current and Applied For Retail Service Charges

Retail Service Charges (if applicable)	Metric	Current
Retail Service Charges refer to services provided by a distributor to retailers or customers related to the supply of competitive electricity		
One-time charge, per retailer, to establish the service agreement between the distributor and the retailer	\$	100.00
Monthly Fixed Charge, per retailer	\$	20.00
Monthly Variable Charge, per customer, per retailer	\$/cust.	0.50
Distributor-consolidated billing charge, per customer, per retailer	\$/cust.	0.30
Retailer-consolidated billing credit, per customer, per retailer	\$/cust.	(0.30)
Service Transaction Requests (STR)		
Request fee, per request, applied to the requesting party	\$	0.25
Processing fee, per request, applied to the requesting party	\$	0.50
Request for customer information as outlined in Section 10.6.3 and Chapter 11 of the Retail Settlement Code directly to retailers and customers, if not delivered electronically through the Electronic Business Transaction (EBT) system, applied to the requesting party		
Up to twice a year		no charge
More than twice a year, per request (plus incremental delivery costs)	\$	2.00



Name of LDC: Innisfil Hydro Distribution Systems Limited
File Number: EB-2010-0093
Version : 1.0

LDC Information

Applicant Name	Innisfil Hydro Distribution Systems Limited
OEB Application Number	EB-2010-0093
LDC Licence Number	ED-2002-0520
Application Type	IRM3



Name of LDC: Innisfil Hydro Distribution Systems Limited
File Number: EB-2010-0093
Version : 1.0

Table of Contents

Sheet Name	Purpose of Sheet
A1.1 LDC Information	Enter LDC Data
A2.1 Table of Contents	Table of Contents
B1.1 Rate Class And RTSR Rates	Enter Rate Class And RTSR Rates
B1.2 Dist Billing Determinants	Enter Distributor Billing Determinants
B1.3 UTR's and Sub-Transmission	Current and Forecasted UTR's and Hydro One Sub-Transmission Rates
C1.1 Historical Wholesale	Enter Historical Wholesale Transmission
C1.2 Current Wholesale	Calculates Current Wholesale Transmission
C1.3 Forecast Wholesale	Calculates Forecast Wholesale Transmission
D1.1 Adj Network to Curr Whsl	Calculates the Adjustment for RTSR-Network needed to recover Current Wholesale
D1.2 Adj Conn to Curr Whsl	Calculates the Adjustment for RTSR-Connection needed to recover Current Wholesale
E1.1 Adj Network to Fcst Whsl	Calculates the Adjustment for RTSR-Network needed to recover Forecast Wholesale
E1.2 Adj Conn to Fcst Whsl	Calculates the Adjustment for RTSR-Connection needed to recover Forecast Wholesale
F1.1 IRM RTSR Adj - Network	Calculates the IRM RTSR Adjustment Calculation - Network for Rate Generator
F1.2 IRM RTSR Adj - Connection	Calculates the IRM RTSR Adjustment Calculation - Connection for Rate Generator



Name of LDC: Innisfil Hydro Distribution Systems Limited
File Number: EB-2010-0093
Version : 1.0

Rate Class And 2010 RTSR Rates

Enter Rate Group and Rate Class in the same order as listed on your current Tariff sheet and Rate Generator.

Enter the RTSR-Network and RTSR-Connection rates as approved on your current Tariff sheet.

Rate Group	Rate Class	Vol Metric	RTSR - Network	RTSR - Connection
RES	Residential	kWh	0.0055	0.0047
GSLT50	General Service Less Than 50 kW	kWh	0.0050	0.0043
GSGT50	General Service 50 to 4,999 kW	kW	2.0407	1.7050
GSGT50	General Service 50 to 4,999 kW – Interval Metered	kW	1.9765	2.5000
Sen	Sentinel Lighting	kW	1.5468	1.3455
SL	Street Lighting	kW	1.5390	1.3179
USL	Unmetered Scattered Load	kWh	0.0050	0.0043
NA	Rate Class 8	NA		
NA	Rate Class 9	NA		
NA	Rate Class 10	NA		
NA	Rate Class 11	NA		
NA	Rate Class 12	NA		
NA	Rate Class 13	NA		
NA	Rate Class 14	NA		
NA	Rate Class 15	NA		
NA	Rate Class 16	NA		
NA	Rate Class 17	NA		
NA	Rate Class 18	NA		
NA	Rate Class 19	NA		
NA	Rate Class 20	NA		
NA	Rate Class 21	NA		
NA	Rate Class 22	NA		
NA	Rate Class 23	NA		
NA	Rate Class 24	NA		
NA	Rate Class 25	NA		



Name of LDC: Innisfil Hydro Distribution Systems Limited
File Number: EB-2010-0093
Version : 1.0

2009 Distributor Billing Determinants

Enter the most recently reported RRR billing determinants

Loss Adjusted Metered kWh Yes

Loss Adjusted Metered kW No

Rate Class	Vol Metric	Metered kWh A	Metered kW B	Applicable Loss Factor C	Load Factor D = A / (B * 730)	Loss Adjusted Billed kWh E = A * C
Residential	kWh	158,478,924	0	1.0746		170,301,452
General Service Less Than 50 kW	kWh	29,628,747	0	1.0746		31,839,052
General Service 50 to 4,999 kW	kW	0	68,495	1.0746	0.00%	0
General Service 50 to 4,999 kW – Interval Metered	kW	0	74,964	1.0746	0.00%	0
Sentinel Lighting	kW	0	357	1.0746	0.00%	0
Street Lighting	kW	0	4,606	1.0746	0.00%	0
Unmetered Scattered Load	kWh	520,289	0	1.0746		559,103
Total		188,627,960	148,422			202,699,606



Name of LDC: Innisfil Hydro Distribution Systems Limited
 File Number: EB-2010-0093
 Version : 1.0

Uniform Transmission and Hydro One Sub-Transmission Rates

Uniform Transmission Rates

Rate Description	Vol Metric	Effective January 1, 2009	Effective July 1, 2009	Effective January 1, 2010	Effective January 1, 2011
		Rate	Rate	Rate	Rate
Network Service Rate	kW	\$ 2.57	\$ 2.66	\$ 2.97	\$ 2.97
Line Connection Service Rate	kW	\$ 0.70	\$ 0.70	\$ 0.73	\$ 0.73
Transformation Connection Service Rate	kW	\$ 1.62	\$ 1.57	\$ 1.71	\$ 1.71

Hydro One Sub-Transmission Rates

Rate Description	Vol Metric	Effective May 1, 2008	Effective May 1, 2009	Effective May 1, 2010	Effective May 1, 2011
		Rate	Rate	Rate	Rate
Network Service Rate	kW	\$ 2.01	\$ 2.24	\$ 2.65	\$ 2.65
Line Connection Service Rate	kW	\$ 0.50	\$ 0.60	\$ 0.64	\$ 0.64
Transformation Connection Service Rate	kW	\$ 1.38	\$ 1.39	\$ 1.50	\$ 1.50
Both Line and Transformation Connection Service Rate	kW	\$ 1.88	\$ 1.99	\$ 2.14	\$ 2.14

Hydro One Sub-Transmission Rate Rider 6A

Rate Description	Vol Metric	Effective May 1, 2008	Effective May 1, 2009	Effective May 1, 2010	Effective May 1, 2011
		Rate	Rate	Rate	Rate
RSVA Transmission network – 4714 – which affects 1584	kW	\$ -	\$ -	\$ 0.0470	\$ 0.0470
RSVA Transmission connection – 4716 – which affects 1586	kW	\$ -	\$ -	-\$ 0.0250	-\$ 0.0250
RSVA LV – 4750 – which affects 1550	kW	\$ -	\$ -	\$ 0.0580	\$ 0.0580
RARA 1 – 2252 – which affects 1590	kW	\$ -	\$ -	-\$ 0.0750	-\$ 0.0750
Hydro One Sub-Transmission Rate Rider 6A	kW	\$ -	\$ -	\$ 0.0050	\$ 0.0050



Name of LDC: Innisfil Hydro Distribution Systems Limited
 File Number: EB-2010-0093
 Version : 1.0

2009 Historical Wholesale Transmission

Enter billing detail for wholesale transmission for the same reporting period as the billing determinants on sheet B1.2.

IESO

Month	Network			Line Connection			Transformation Connection			Total Line
	Units Billed	Rate	Amount	Units Billed	Rate	Amount	Units Billed	Rate	Amount	Amount
January		\$ -			\$ -			\$ -		\$ -
February		\$ -			\$ -			\$ -		\$ -
March		\$ -			\$ -			\$ -		\$ -
April		\$ -			\$ -			\$ -		\$ -
May		\$ -			\$ -			\$ -		\$ -
June		\$ -			\$ -			\$ -		\$ -
July		\$ -			\$ -			\$ -		\$ -
August		\$ -			\$ -			\$ -		\$ -
September		\$ -			\$ -			\$ -		\$ -
October		\$ -			\$ -			\$ -		\$ -
November		\$ -			\$ -			\$ -		\$ -
December		\$ -			\$ -			\$ -		\$ -
Total	-	\$ -	\$ -	-	\$ -	\$ -	-	\$ -	\$ -	\$ -

Hydro One

Month	Network			Line Connection			Line Transformation			Total Line
	Units Billed	Rate	Amount	Units Billed	Rate	Amount	Units Billed	Rate	Amount	Amount
January	82,671	\$2.01	\$ 166,169	82,671	\$0.50	\$ 41,336	82,671	\$1.38	\$ 114,086	\$ 155,421
February	50,337	\$2.01	\$ 101,177	50,351	\$0.50	\$ 25,176	50,351	\$1.38	\$ 69,484	\$ 94,660
March	47,341	\$2.01	\$ 95,155	47,383	\$0.50	\$ 23,692	47,383	\$1.38	\$ 65,389	\$ 89,080
April	40,597	\$2.01	\$ 81,600	41,107	\$0.50	\$ 20,554	41,107	\$1.38	\$ 56,728	\$ 77,281
May	36,288	\$2.01	\$ 72,939	37,859	\$0.50	\$ 18,930	37,859	\$1.38	\$ 52,245	\$ 71,175
June	62,386	\$1.02	\$ 63,624	65,956	\$0.26	\$ 16,915	65,956	\$0.69	\$ 45,552	\$ 62,467
July	45,621	\$2.15	\$ 97,923	45,741	\$0.57	\$ 26,176	45,741	\$1.34	\$ 61,183	\$ 87,359
August	41,366	\$2.24	\$ 92,660	41,366	\$0.60	\$ 24,820	41,366	\$1.39	\$ 57,499	\$ 82,318
September	48,033	\$2.24	\$ 107,594	48,128	\$0.60	\$ 28,877	48,128	\$1.39	\$ 66,898	\$ 95,775
October	34,909	\$2.24	\$ 78,196	36,307	\$0.60	\$ 21,784	36,307	\$1.39	\$ 50,467	\$ 72,251
November	40,408	\$2.24	\$ 90,514	40,882	\$0.60	\$ 24,529	40,882	\$1.39	\$ 56,826	\$ 81,355
December	43,509	\$2.24	\$ 97,460	44,921	\$0.60	\$ 26,953	44,921	\$1.39	\$ 62,440	\$ 89,393
Total	573,466	\$2.00	\$1,145,011	582,672	\$0.51	\$299,738	582,672	\$1.30	\$758,797	\$1,058,535

Total

Month	Network			Line Connection			Line Transformation			Total Line
	Units Billed	Rate	Amount	Units Billed	Rate	Amount	Units Billed	Rate	Amount	Amount
January	82,671	\$2.01	\$ 166,169	82,671	\$0.50	\$ 41,336	82,671	\$1.38	\$ 114,086	\$ 155,421
February	50,337	\$2.01	\$ 101,177	50,351	\$0.50	\$ 25,176	50,351	\$1.38	\$ 69,484	\$ 94,660
March	47,341	\$2.01	\$ 95,155	47,383	\$0.50	\$ 23,692	47,383	\$1.38	\$ 65,389	\$ 89,080
April	40,597	\$2.01	\$ 81,600	41,107	\$0.50	\$ 20,554	41,107	\$1.38	\$ 56,728	\$ 77,281
May	36,288	\$2.01	\$ 72,939	37,859	\$0.50	\$ 18,930	37,859	\$1.38	\$ 52,245	\$ 71,175
June	62,386	\$1.02	\$ 63,624	65,956	\$0.26	\$ 16,915	65,956	\$0.69	\$ 45,552	\$ 62,467
July	45,621	\$2.15	\$ 97,923	45,741	\$0.57	\$ 26,176	45,741	\$1.34	\$ 61,183	\$ 87,359
August	41,366	\$2.24	\$ 92,660	41,366	\$0.60	\$ 24,820	41,366	\$1.39	\$ 57,499	\$ 82,318
September	48,033	\$2.24	\$ 107,594	48,128	\$0.60	\$ 28,877	48,128	\$1.39	\$ 66,898	\$ 95,775
October	34,909	\$2.24	\$ 78,196	36,307	\$0.60	\$ 21,784	36,307	\$1.39	\$ 50,467	\$ 72,251
November	40,408	\$2.24	\$ 90,514	40,882	\$0.60	\$ 24,529	40,882	\$1.39	\$ 56,826	\$ 81,355
December	43,509	\$2.24	\$ 97,460	44,921	\$0.60	\$ 26,953	44,921	\$1.39	\$ 62,440	\$ 89,393
Total	573,466	\$2.00	\$1,145,011	582,672	\$0.51	\$299,738	582,672	\$1.30	\$758,797	\$1,058,535



Name of LDC: Innisfil Hydro Distribution Systems Limited
 File Number: EB-2010-0093
 Version : 1.0

Current Wholesale Transmission

The purpose of this sheet is to calculate the expected billing when current 2010 UTR rates are applied against historical (2009) transmission units.

IESO

Month	Network			Line Connection			Transformation Connection			Total Line
	Units Billed	Rate	Amount	Units Billed	Rate	Amount	Units Billed	Rate	Amount	Amount
January	-	\$2.9700	\$ -	-	\$0.7300	\$ -	-	\$1.7100	\$ -	\$ -
February	-	\$2.9700	\$ -	-	\$0.7300	\$ -	-	\$1.7100	\$ -	\$ -
March	-	\$2.9700	\$ -	-	\$0.7300	\$ -	-	\$1.7100	\$ -	\$ -
April	-	\$2.9700	\$ -	-	\$0.7300	\$ -	-	\$1.7100	\$ -	\$ -
May	-	\$2.9700	\$ -	-	\$0.7300	\$ -	-	\$1.7100	\$ -	\$ -
June	-	\$2.9700	\$ -	-	\$0.7300	\$ -	-	\$1.7100	\$ -	\$ -
July	-	\$2.9700	\$ -	-	\$0.7300	\$ -	-	\$1.7100	\$ -	\$ -
August	-	\$2.9700	\$ -	-	\$0.7300	\$ -	-	\$1.7100	\$ -	\$ -
September	-	\$2.9700	\$ -	-	\$0.7300	\$ -	-	\$1.7100	\$ -	\$ -
October	-	\$2.9700	\$ -	-	\$0.7300	\$ -	-	\$1.7100	\$ -	\$ -
November	-	\$2.9700	\$ -	-	\$0.7300	\$ -	-	\$1.7100	\$ -	\$ -
December	-	\$2.9700	\$ -	-	\$0.7300	\$ -	-	\$1.7100	\$ -	\$ -
Total	-	\$ -	\$ -	-	\$ -	\$ -	-	\$ -	\$ -	\$ -

Hydro One

Month	Network			Line Connection			Line Transformation			Total Line
	Units Billed	Rate	Amount	Units Billed	Rate	Amount	Units Billed	Rate	Amount	Amount
	Includes Hydro One Rate Rider B1.3 UTR's and Sub-Transmission Cell K48			Includes Hydro One Rate Rider B1.3 UTR's and Sub-Transmission Cell K50						
January	82,671	\$2.6970	\$ 222,964	82,671	\$0.6150	\$ 50,843	82,671	\$1.5000	\$ 124,007	\$ 174,849
February	50,337	\$2.6970	\$ 135,759	50,351	\$0.6150	\$ 30,966	50,351	\$1.5000	\$ 75,527	\$ 106,492
March	47,341	\$2.6970	\$ 127,679	47,383	\$0.6150	\$ 29,141	47,383	\$1.5000	\$ 71,075	\$ 100,215
April	40,597	\$2.6970	\$ 109,490	41,107	\$0.6150	\$ 25,281	41,107	\$1.5000	\$ 61,661	\$ 86,941
May	36,288	\$2.6970	\$ 97,869	37,859	\$0.6150	\$ 23,283	37,859	\$1.5000	\$ 56,789	\$ 80,072
June	62,386	\$2.6970	\$ 168,255	65,956	\$0.6150	\$ 40,563	65,956	\$1.5000	\$ 98,934	\$ 139,497
July	45,621	\$2.6970	\$ 123,040	45,741	\$0.6150	\$ 28,131	45,741	\$1.5000	\$ 68,612	\$ 96,742
August	41,366	\$2.6970	\$ 111,564	41,366	\$0.6150	\$ 25,440	41,366	\$1.5000	\$ 62,049	\$ 87,489
September	48,033	\$2.6970	\$ 129,545	48,128	\$0.6150	\$ 29,599	48,128	\$1.5000	\$ 72,192	\$ 101,791
October	34,909	\$2.6970	\$ 94,150	36,307	\$0.6150	\$ 22,329	36,307	\$1.5000	\$ 54,461	\$ 76,789
November	40,408	\$2.6970	\$ 108,980	40,882	\$0.6150	\$ 25,142	40,882	\$1.5000	\$ 61,323	\$ 86,465
December	43,509	\$2.6970	\$ 117,344	44,921	\$0.6150	\$ 27,626	44,921	\$1.5000	\$ 67,382	\$ 95,008
Total	573,466	\$2.6970	\$ 1,546,638	582,672	\$0.6150	\$ 358,343	582,672	\$1.5000	\$ 874,008	\$ 1,232,351

Total

Month	Network			Line Connection			Line Transformation			Total Line
	Units Billed	Rate	Amount	Units Billed	Rate	Amount	Units Billed	Rate	Amount	Amount
January	82,671	\$2.6970	\$ 222,964	82,671	\$0.6150	\$ 50,843	82,671	\$1.5000	\$ 124,007	\$ 174,849
February	50,337	\$2.6970	\$ 135,759	50,351	\$0.6150	\$ 30,966	50,351	\$1.5000	\$ 75,527	\$ 106,492
March	47,341	\$2.6970	\$ 127,679	47,383	\$0.6150	\$ 29,141	47,383	\$1.5000	\$ 71,075	\$ 100,215
April	40,597	\$2.6970	\$ 109,490	41,107	\$0.6150	\$ 25,281	41,107	\$1.5000	\$ 61,661	\$ 86,941
May	36,288	\$2.6970	\$ 97,869	37,859	\$0.6150	\$ 23,283	37,859	\$1.5000	\$ 56,789	\$ 80,072
June	62,386	\$2.6970	\$ 168,255	65,956	\$0.6150	\$ 40,563	65,956	\$1.5000	\$ 98,934	\$ 139,497
July	45,621	\$2.6970	\$ 123,040	45,741	\$0.6150	\$ 28,131	45,741	\$1.5000	\$ 68,612	\$ 96,742
August	41,366	\$2.6970	\$ 111,564	41,366	\$0.6150	\$ 25,440	41,366	\$1.5000	\$ 62,049	\$ 87,489
September	48,033	\$2.6970	\$ 129,545	48,128	\$0.6150	\$ 29,599	48,128	\$1.5000	\$ 72,192	\$ 101,791
October	34,909	\$2.6970	\$ 94,150	36,307	\$0.6150	\$ 22,329	36,307	\$1.5000	\$ 54,461	\$ 76,789
November	40,408	\$2.6970	\$ 108,980	40,882	\$0.6150	\$ 25,142	40,882	\$1.5000	\$ 61,323	\$ 86,465
December	43,509	\$2.6970	\$ 117,344	44,921	\$0.6150	\$ 27,626	44,921	\$1.5000	\$ 67,382	\$ 95,008
Total	573,466	\$2.6970	\$ 1,546,638	582,672	\$0.6150	\$ 358,343	582,672	\$1.5000	\$ 874,008	\$ 1,232,351



Name of LDC: Innisfil Hydro Distribution Systems Limited
 File Number: EB-2010-0093
 Version : 1.0

Forecast Wholesale Transmission

The purpose of this sheet is to calculate the expected billing when forecasted 2011 UTR rates are applied against historical (2009) transmission units.

IESO

Month	Network			Line Connection			Transformation Connection			Total Line
	Units Billed	Rate	Amount	Units Billed	Rate	Amount	Units Billed	Rate	Amount	Amount
January	-	\$2.9700	\$ -	-	\$0.7300	\$ -	-	\$1.7100	\$ -	\$ -
February	-	\$2.9700	\$ -	-	\$0.7300	\$ -	-	\$1.7100	\$ -	\$ -
March	-	\$2.9700	\$ -	-	\$0.7300	\$ -	-	\$1.7100	\$ -	\$ -
April	-	\$2.9700	\$ -	-	\$0.7300	\$ -	-	\$1.7100	\$ -	\$ -
May	-	\$2.9700	\$ -	-	\$0.7300	\$ -	-	\$1.7100	\$ -	\$ -
June	-	\$2.9700	\$ -	-	\$0.7300	\$ -	-	\$1.7100	\$ -	\$ -
July	-	\$2.9700	\$ -	-	\$0.7300	\$ -	-	\$1.7100	\$ -	\$ -
August	-	\$2.9700	\$ -	-	\$0.7300	\$ -	-	\$1.7100	\$ -	\$ -
September	-	\$2.9700	\$ -	-	\$0.7300	\$ -	-	\$1.7100	\$ -	\$ -
October	-	\$2.9700	\$ -	-	\$0.7300	\$ -	-	\$1.7100	\$ -	\$ -
November	-	\$2.9700	\$ -	-	\$0.7300	\$ -	-	\$1.7100	\$ -	\$ -
December	-	\$2.9700	\$ -	-	\$0.7300	\$ -	-	\$1.7100	\$ -	\$ -
Total	-	\$ -	\$ -	-	\$ -	\$ -	-	\$ -	\$ -	\$ -

Hydro One

Month	Network			Line Connection			Line Transformation			Total Line
	Units Billed	Rate	Amount	Units Billed	Rate	Amount	Units Billed	Rate	Amount	Amount
	Includes Hydro One Rate Rider B1.3 UTR's and Sub-Transmission Cell M48			Includes Hydro One Rate Rider B1.3 UTR's and Sub-Transmission Cell M50						
January	82,671	\$2.6970	\$ 222,964	82,671	\$0.6150	\$ 50,843	82,671	\$1.5000	\$ 124,007	\$ 174,849
February	50,337	\$2.6970	\$ 135,759	50,351	\$0.6150	\$ 30,966	50,351	\$1.5000	\$ 75,527	\$ 106,492
March	47,341	\$2.6970	\$ 127,679	47,383	\$0.6150	\$ 29,141	47,383	\$1.5000	\$ 71,075	\$ 100,215
April	40,597	\$2.6970	\$ 109,490	41,107	\$0.6150	\$ 25,281	41,107	\$1.5000	\$ 61,661	\$ 86,941
May	36,288	\$2.6970	\$ 97,869	37,859	\$0.6150	\$ 23,283	37,859	\$1.5000	\$ 56,789	\$ 80,072
June	62,386	\$2.6970	\$ 168,255	65,956	\$0.6150	\$ 40,563	65,956	\$1.5000	\$ 98,934	\$ 139,497
July	45,621	\$2.6970	\$ 123,040	45,741	\$0.6150	\$ 28,131	45,741	\$1.5000	\$ 68,612	\$ 96,742
August	41,366	\$2.6970	\$ 111,564	41,366	\$0.6150	\$ 25,440	41,366	\$1.5000	\$ 62,049	\$ 87,489
September	48,033	\$2.6970	\$ 129,545	48,128	\$0.6150	\$ 29,599	48,128	\$1.5000	\$ 72,192	\$ 101,791
October	34,909	\$2.6970	\$ 94,150	36,307	\$0.6150	\$ 22,329	36,307	\$1.5000	\$ 54,461	\$ 76,789
November	40,408	\$2.6970	\$ 108,980	40,882	\$0.6150	\$ 25,142	40,882	\$1.5000	\$ 61,323	\$ 86,465
December	43,509	\$2.6970	\$ 117,344	44,921	\$0.6150	\$ 27,626	44,921	\$1.5000	\$ 67,382	\$ 95,008
Total	573,466	\$2.6970	\$ 1,546,638	582,672	\$0.6150	\$ 358,343	582,672	\$1.5000	\$ 874,008	\$ 1,232,351

Total

Month	Network			Line Connection			Line Transformation			Total Line
	Units Billed	Rate	Amount	Units Billed	Rate	Amount	Units Billed	Rate	Amount	Amount
January	82,671	\$2.6970	\$ 222,964	82,671	\$0.6150	\$ 50,843	82,671	\$1.5000	\$ 124,007	\$ 174,849
February	50,337	\$2.6970	\$ 135,759	50,351	\$0.6150	\$ 30,966	50,351	\$1.5000	\$ 75,527	\$ 106,492
March	47,341	\$2.6970	\$ 127,679	47,383	\$0.6150	\$ 29,141	47,383	\$1.5000	\$ 71,075	\$ 100,215
April	40,597	\$2.6970	\$ 109,490	41,107	\$0.6150	\$ 25,281	41,107	\$1.5000	\$ 61,661	\$ 86,941
May	36,288	\$2.6970	\$ 97,869	37,859	\$0.6150	\$ 23,283	37,859	\$1.5000	\$ 56,789	\$ 80,072
June	62,386	\$2.6970	\$ 168,255	65,956	\$0.6150	\$ 40,563	65,956	\$1.5000	\$ 98,934	\$ 139,497
July	45,621	\$2.6970	\$ 123,040	45,741	\$0.6150	\$ 28,131	45,741	\$1.5000	\$ 68,612	\$ 96,742
August	41,366	\$2.6970	\$ 111,564	41,366	\$0.6150	\$ 25,440	41,366	\$1.5000	\$ 62,049	\$ 87,489
September	48,033	\$2.6970	\$ 129,545	48,128	\$0.6150	\$ 29,599	48,128	\$1.5000	\$ 72,192	\$ 101,791
October	34,909	\$2.6970	\$ 94,150	36,307	\$0.6150	\$ 22,329	36,307	\$1.5000	\$ 54,461	\$ 76,789
November	40,408	\$2.6970	\$ 108,980	40,882	\$0.6150	\$ 25,142	40,882	\$1.5000	\$ 61,323	\$ 86,465
December	43,509	\$2.6970	\$ 117,344	44,921	\$0.6150	\$ 27,626	44,921	\$1.5000	\$ 67,382	\$ 95,008
Total	573,466	\$2.6970	\$ 1,546,638	582,672	\$0.6150	\$ 358,343	582,672	\$1.5000	\$ 874,008	\$ 1,232,351



Name of LDC: Innisfil Hydro Distribution Systems Limited
 File Number: EB-2010-0093
 Version : 1.0

Adjust RTSR-Network to Current Network Wholesale

The purpose of this sheet is to re-align current RTSR-Network to recover current wholesale Network costs.

Rate Class	Vol Metric	Current RTSR - Network	Loss Adjusted Billed kWh	Billed kW	Billed Amount	Billed Amount %	Current Wholesale Billing	Adjusted RTSR - Network
		(A) Column H Sheet B1.1	(B) Column O Sheet B1.2	(C) Column I Sheet B1.2	(D) = (A) * (B) or (A) * (C)	(F) = (D) / (E)	(H) = (G) * (F)	(I) = (H) / (B) or (H) / (C)
Residential	kWh	\$ 0.0055	170,301,452	0	\$ 936,658	67.18%	\$ 1,039,044	\$ 0.0061
General Service Less Than 50 kW	kWh	\$ 0.0050	31,839,052	0	\$ 159,195	11.42%	\$ 176,597	\$ 0.0055
General Service 50 to 4,999 kW	kW	\$ 2.0407	0	68,495	\$ 139,778	10.03%	\$ 155,057	\$ 2.2638
General Service 50 to 4,999 kW – Interval Metered	kW	\$ 1.9765	0	74,964	\$ 148,166	10.63%	\$ 164,362	\$ 2.1926
Sentinel Lighting	kW	\$ 1.5468	0	357	\$ 552	0.04%	\$ 613	\$ 1.7159
Street Lighting	kW	\$ 1.5390	0	4,606	\$ 7,089	0.51%	\$ 7,863	\$ 1.7072
Unmetered Scattered Load	kWh	\$ 0.0050	559,103	0	\$ 2,796	0.20%	\$ 3,101	\$ 0.0055
			<u>202,699,606</u>	<u>148,422</u>	<u>\$ 1,394,234</u>	<u>100.00%</u>	<u>\$ 1,546,638</u>	
					(E)		(G) Cell G73 Sheet C1.2	



Name of LDC: Innisfil Hydro Distribution Systems Limited
 File Number: EB-2010-0093
 Version : 1.0

Adjust RTSR-Connection to Current Connection Wholesale

The purpose of this sheet is to re-align current RTSR-Connection to recover current wholesale Connection costs.

Rate Class	Vol Metric	Current RTSR - Connection	Loss Adjusted Billed kWh	Billed kW	Billed Amount	Billed Amount %	Current Wholesale Billing	Adjusted RTSR - Connection
		(A) Column J Sheet B1.1	(B) Column O Sheet B1.2	(C) Column I Sheet B1.2	(D) = (A) * (B) or (A) * (C)	(F) = (D) / (E)	(H) = (G) * (F)	(I) = (H) / (B) or (H) / (C)
Residential	kWh	\$ 0.0047	170,301,452	0	\$ 800,417	64.01%	\$ 788,817	\$ 0.0046
General Service Less Than 50 kW	kWh	\$ 0.0043	31,839,052	0	\$ 136,908	10.95%	\$ 134,924	\$ 0.0042
General Service 50 to 4,999 kW	kW	\$ 1.7050	0	68,495	\$ 116,784	9.34%	\$ 115,092	\$ 1.6803
General Service 50 to 4,999 kW – Interval Metered	kW	\$ 2.5000	0	74,964	\$ 187,410	14.99%	\$ 184,694	\$ 2.4638
Sentinel Lighting	kW	\$ 1.3455	0	357	\$ 480	0.04%	\$ 473	\$ 1.3260
Street Lighting	kW	\$ 1.3179	0	4,606	\$ 6,070	0.49%	\$ 5,982	\$ 1.2988
Unmetered Scattered Load	kWh	\$ 0.0043	559,103	0	\$ 2,404	0.19%	\$ 2,369	\$ 0.0042
			202,699,606	148,422	\$ 1,250,473	100.00%	\$ 1,232,351	
					(E)		(G) Cell Q73 Sheet C1.2	



Name of LDC: Innisfil Hydro Distribution Systems Limited
 File Number: EB-2010-0093
 Version : 1.0

Adjust RTSR-Network to Forecast Network Wholesale

The purpose of this sheet is to update re-aligned RTSR-Network rates to recover forecast wholesale Network costs.

Rate Class	Vol Metric	Adjusted RTSR - Network	Loss Adjusted Billed kWh	Billed kW	Billed Amount	Billed Amount %	Forecast Wholesale Billing	Proposed RTSR - Network
		(A) Column S Sheet D1.1	(B) Column O Sheet B1.2	(C) Column I Sheet B1.2	(D) = (A) * (B) or (A) * (C)	(F) = (D) / (E)	(H) = (G) * (F)	(I) = (H) / (B) or (H) / (C)
Residential	kWh	\$ 0.0061	170,301,452	0	\$ 1,039,044	67.18%	\$ 1,039,044	\$ 0.0061
General Service Less Than 50 kW	kWh	\$ 0.0055	31,839,052	0	\$ 176,597	11.42%	\$ 176,597	\$ 0.0055
General Service 50 to 4,999 kW	kW	\$ 2.2638	0	68,495	\$ 155,057	10.03%	\$ 155,057	\$ 2.2638
General Service 50 to 4,999 kW – Interval Metered	kW	\$ 2.1926	0	74,964	\$ 164,362	10.63%	\$ 164,362	\$ 2.1926
Sentinel Lighting	kW	\$ 1.7159	0	357	\$ 613	0.04%	\$ 613	\$ 1.7159
Street Lighting	kW	\$ 1.7072	0	4,606	\$ 7,863	0.51%	\$ 7,863	\$ 1.7072
Unmetered Scattered Load	kWh	\$ 0.0055	559,103	0	\$ 3,101	0.20%	\$ 3,101	\$ 0.0055
			202,699,606	148,422	\$ 1,546,638	100.00%	\$ 1,546,638	
					(E)		Cell G73 Sheet C1.3	



Name of LDC: Innisfil Hydro Distribution Systems Limited
 File Number: EB-2010-0093
 Version : 1.0

Adjust RTSR-Connection to Forecast Connection Wholesale

The purpose of this sheet is to update re-aligned RTSR-Connection rates to recover forecast wholesale Connection costs.

Rate Class	Vol Metric	Adjusted RTSR - Connection	Loss Adjusted Billed kWh	Billed kW	Billed Amount	Billed Amount %	Forecast Wholesale Billing	Proposed RTSR - Connection
		(A) Column S Sheet D1.2	(B) Column O Sheet B1.2	(C) Column I Sheet B1.2	(D) = (A) * (B) or (A) * (C)	(F) = (D) / (E)	(H) = (G) * (F)	(I) = (H) / (B) or (H) / (C)
Residential	kWh	\$ 0.0046	170,301,452	0	\$ 788,817	64.01%	\$ 788,817	\$ 0.0046
General Service Less Than 50 kW	kWh	\$ 0.0042	31,839,052	0	\$ 134,924	10.95%	\$ 134,924	\$ 0.0042
General Service 50 to 4,999 kW	kW	\$ 1.6803	0	68,495	\$ 115,092	9.34%	\$ 115,092	\$ 1.6803
General Service 50 to 4,999 kW – Interval Metered	kW	\$ 2.4638	0	74,964	\$ 184,694	14.99%	\$ 184,694	\$ 2.4638
Sentinel Lighting	kW	\$ 1.3260	0	357	\$ 473	0.04%	\$ 473	\$ 1.3260
Street Lighting	kW	\$ 1.2988	0	4,606	\$ 5,982	0.49%	\$ 5,982	\$ 1.2988
Unmetered Scattered Load	kWh	\$ 0.0042	559,103	0	\$ 2,369	0.19%	\$ 2,369	\$ 0.0042
			202,699,606	148,422	\$ 1,232,351	100.00%	\$ 1,232,351	
					(E)		Cell Q73 Sheet C1.3	



Name of LDC: Innisfil Hydro Distribution Systems Limited
 File Number: EB-2010-0093

IRM RTSR Adjustment Calculation - Network

The purpose of this sheet is to update re-aligned RTSR-Network rates to recover forecast wholesale Network costs.

Rate Class	Vol Metric	Current RTSR - Network	Proposed RTSR - Network	RTSR - Network Adjustment
		(A) Column H Sheet B1.1	(B) Column S Sheet E1.1	C = B - A
Residential	kWh	0.0055	0.0061	0.000601207
General Service Less Than 50 kW	kWh	0.0050	0	0.000546552
General Service 50 to 4,999 kW	kW	2.0407	2	0.223069544
General Service 50 to 4,999 kW – Interval Metered	kW	1.9765	2	0.216051822
Sentinel Lighting	kW	1.5468	2	0.169081183
Street Lighting	kW	1.5390	2	0.168228563
Unmetered Scattered Load	kWh	0.0050	0	0.000546552

Enter this value into column "G" on sheet "L1.1 Appl For TX Network" of the 2011 Rate Generator



Name of LDC: Innisfil Hydro Distribution Systems Limited
 File Number: EB-2010-0093

IRM RTSR Adjustment Calculation - Connection

The purpose of this sheet is to update re-aligned RTSR-Network rates to recover forecast wholesale Network costs.

Rate Class	Vol Metric	Current RTSR - Connection	Proposed RTSR - Connection	RTSR - Network Adjustment
		(A) Column J Sheet B1.1	(B) Column S Sheet E1.2	C = B - A
Residential	kWh	0.0047	0.0046	-6.81136E-05
General Service Less Than 50 kW	kWh	0.0043	0.0042	-6.23167E-05
General Service 50 to 4,999 kW	kW	1.7050	1.6803	-0.024709283
General Service 50 to 4,999 kW – Interval Metered	kW	2.5000	2.4638	-0.03623062
Sentinel Lighting	kW	1.3455	1.3260	-0.01949932
Street Lighting	kW	1.3179	1.2988	-0.019099334
Unmetered Scattered Load	kWh	0.0043	0.0042	-6.23167E-05

Enter this value into column "G" on sheet "L2.1 Appl For TX Connect" of the 2011 Rate Generator



Name of LDC: Innisfil Hydro Distribution Systems Limited
File Number: EB-2010-0093
Effective Date: Sunday, May 01, 2011
Version : 1.0

LDC Information


Applicant Name	Innisfil Hydro Distribution Systems Limited
OEB Application Number	EB-2010-0093
LDC Licence Number	ED-2002-0520
Applied for Effective Date	May 1, 2011
Last COS Re-based Year	2009
Last COS OEB Application Number	EB-2008-0233
Billing Determinants	2009 Audited RRR
Global Adjustment Elections	
Global Adjustment Recovery Separate Distribution Charge	Yes
Global Adjustment Recovery as Electricity Component	Yes



Name of LDC: Innisfil Hydro Distribution Systems Limited
File Number: EB-2010-0093
Effective Date: Sunday, May 01, 2011
Version : 1.0

Table of Contents

Sheet Name	Purpose of Sheet
A1.1 LDC Information	Enter LDC Data
A2.1 Table of Contents	Table of Contents
A3.1 Sheet Selection	Set up worksheets for data input
B1.1 2006 Reg Assets	2006 Regulatory Asset Recovery
B1.3 Rate Class And Bill Det	Rate Class and 2008 Billing Determinants
C1.2 2009 Transfer to 1595 COS	2009 Board Approved Transfer of 2007 Deferral/Variance accounts to 1595 COS
C1.4 2010 Transfer to 1595 IRM	2011 Board Approved Transfer of 2008 Deferral/Variance accounts to 1595 IRM
D1.5 Def Var - Cont Sch 2009	Deferral Variance - Continuity Schedule 2009
D1.6 Def Var - Con Sch Final	Deferral Variance - Continuity Schedule Final
E1.1 Threshold Test	Threshold Test
F1.1 Cost Allocation kWh	Cost Allocation - kWh
F1.2 Cost Allocation Non-RPPkWh	Cost Allocation - Non-RPP kWh
G1.1a Calculation Rate Rider	Calculation of Deferral Variance Recovery Rate Rider without Global Adjustment
G1.1c Energy Glob Adj Rt Rider	Calculation of Electricity Component Global Adjustment Rate Rider
G1.2 Request for Clearance	Request for Clearance of Deferral and Variance Accounts



Name of LDC: Innisfil Hydro Distribution System
File Number: EB-2010-0093
Effective Date: Sunday, May 01, 2011
Version : 1.0

Sheet Selection - Show / Hide

Sheet	Show / Hide
B1.1 2006 Reg Assets	Show
B1.2 2006 Reg Ass Prop Shr	Hide
C1.0 2006 Reg Asset Recovery	Hide
C1.1 2008 Transfer to 1595 COS	Hide
C1.2 2009 Transfer to 1595 COS	Show
C1.3 2010 Transfer to 1595 COS	Hide
C1.4 2010 Transfer to 1595 IRM	Show
D1.1 Def Var - Cont Sch 2005	Hide
D1.2 Def Var - Cont Sch 2006	Hide
D1.3 Def Var - Cont Sch 2007	Hide

D1.4 Def Var - Cont Sch 2008

Hide

F1.3 Cost Allocation 1590

Hide

F1.4 Cost Allocation 1595

Hide

ams Limited

Purpose of Sheet

To be used by distributor that has not previously disposed Deferral / Variance Accounts

To be used by distributor that has not previously disposed Deferral / Variance Accounts

To be used by distributor that has not previously disposed Deferral / Variance Accounts

To be used by distributor that disposed Deferral / Variance Accounts in a 2008 COS

To be used by distributor that disposed Deferral / Variance Accounts in a 2009 COS

To be used by distributor that disposed Deferral / Variance Accounts in a 2010 COS

To be used by distributor that disposed Deferral / Variance Accounts in a 2010 IRM

To be used by distributor that has not previously disposed 2005 Deferral / Variance Accounts

To be used by distributor that has not previously disposed 2006 Deferral / Variance Accounts

To be used by distributor that has not previously disposed 2007 Deferral / Variance Accounts

To be used by distributor that has not previously disposed 2008 Deferral / Variance Accounts

To be used by distributor that has not previously disposed of residual 1590 Account

To be used by a 2008 COS distributor that is clearing its one year Deferral / Variance dispositi



Name of LDC: Innisfil Hydro Distribution Systems Limited
 File Number: EB-2010-0093
 Effective Date: Sunday, May 01, 2011
 Version : 1.0

2006 Regulatory Asset Recovery

Account Description	Account Number	Principal Amounts as of Dec-31 2004 A	Hydro One charges (if applicable) to Dec31-03 B	Hydro One charges (if applicable) Jan 1-04 to Apr 30-06 C	Transition Cost Adjustment D	Principal Amounts E = A + B + C + D	Interest to Dec31-04 F	Interest per 2006 Reg Assets G = H - F - E	Total Claim and Recoveries per 2006 Reg Assets H	Transfer of Board-approved amounts to 1590 as per 2006 EDR I = - E	Transfer of Board-approved Interest to 1590 as per 2006 EDR J = - (F + G)
1. Dec. 31, 2004 Reg. Assets											
		Column G	Column K	Column M			Column H		Column N		
RSVA - Wholesale Market Service Charge	1580					0		0		0	0
RSVA - One-time Wholesale Market Service	1582					0		0		0	0
RSVA - Retail Transmission Network Charge	1584					0		0		0	0
RSVA - Retail Transmission Connection Charge	1586					0		0		0	0
RSVA - Power	1588					0		0		0	0
Sub-Totals		0	0	0		0	0	0	0	0	0
Other Regulatory Assets	1508					0		0		0	0
Retail Cost Variance Account - Retail	1518					0		0		0	0
Retail Cost Variance Account - STR	1548					0		0		0	0
Misc. Deferred Debits - incl. Rebate Cheques	1525					0		0		0	0
Pre-Market Opening Energy Variances Total	1571					0		0		0	0
Extra-Ordinary Event Losses	1572					0		0		0	0
Deferred Rate Impact Amounts	1574					0		0		0	0
Other Deferred Credits	2425					0		0		0	0
Sub-Totals		0	0	0		0	0	0	0	0	0
Qualifying Transition Costs	1570					0		0		0	0
Transition Cost Adjustment	1570				0	0		0	0	0	0
Sub-Totals		0	0		0	0	0	0	0	0	0
Total Regulatory Assets		0	0	0	0	0	0	0	0	0	0
Total Recoveries to April 30-06	2. Rate Riders Calculation	Cell C48								0	0
Balance to be collected or refunded	2. Rate Riders Calculation	Cell N51							0	0	0



Name of LDC: Innisfil Hydro Distribution Systems Limited
File Number: EB-2010-0093
Effective Date: Sunday, May 01, 2011
Version : 1.0

Rate Class and Billing Determinants

				2009 Audited RRR			
Rate Group	Rate Class	Fixed Metric	Vol Metric	Metered kWh	Metered kW	Billed kWh for Non-RPP customers	1590 Recovery Share Proportion ¹
RES	Residential	Customer	kWh	151,622,579		20,895,715	78.5%
GSLT50	General Service Less Than 50 kW	Customer	kWh	28,287,573		4,784,343	10.3%
GSGT50	General Service 50 to 4,999 kW	Customer	kW	47,554,569	136,122	37,611,647	10.2%
Sen	Sentinel Lighting	Connection	kW	121,716	339	15,138	0.1%
SL	Street Lighting	Connection	kW	1,577,160	4,370	1,432,861	0.4%
USL	Unmetered Scattered Load	Connection	kWh	493,680		38,044	0.5%
NA	Rate Class 7	NA	NA				
NA	Rate Class 8	NA	NA				
NA	Rate Class 9	NA	NA				
NA	Rate Class 10	NA	NA				
NA	Rate Class 11	NA	NA				
NA	Rate Class 12	NA	NA				
NA	Rate Class 13	NA	NA				
NA	Rate Class 14	NA	NA				
NA	Rate Class 15	NA	NA				
NA	Rate Class 16	NA	NA				
NA	Rate Class 17	NA	NA				
NA	Rate Class 18	NA	NA				
NA	Rate Class 19	NA	NA				
NA	Rate Class 20	NA	NA				
NA	Rate Class 21	NA	NA				
NA	Rate Class 22	NA	NA				
NA	Rate Class 23	NA	NA				
NA	Rate Class 24	NA	NA				
NA	Rate Class 25	NA	NA				
						64,777,748	100.0%



Name of LDC: Innisfil Hydro Distribution Systems Limited
 File Number: EB-2010-0093
 Effective Date: Sunday, May 01, 2011
 Version : 1.0

2009 Board Approved Transfer of 2007 Deferral/Variance accounts to 1595 COS

OEB Decision EB-2008-0233

Disposition Recovery Sunset Date

April 30, 2013

Account Description	Account Number	Principal Amounts	Interest Amount	Total Balance
Group 1 Accounts				
LV Variance Account	1550	229,974.32	17,832.00	247,806.32
RSVA - Wholesale Market Service Charge	1580	0.00	0.00	0.00
RSVA - Retail Transmission Network Charge	1584	0.00	0.00	0.00
RSVA - Retail Transmission Connection Charge	1586	0.00	0.00	0.00
RSVA - Power (Excluding Global Adjustment)	1588	0.00	0.00	0.00
RSVA - Power (Global Adjustment Sub-account)	1588	0.00	0.00	0.00
Recovery of Regulatory Asset Balances	1590	0.00	0.00	0.00
Sub-Total - Group 1 Accounts		229,974.32	17,832.00	247,806.32
Group 2 Accounts				
Other Regulatory Assets - Sub-Account - OEB Cost Assessments	1508	39,918.66	6,790.00	46,708.66
Other Regulatory Assets - Sub-Account - Pension Contributions	1508	113,158.47	15,319.00	128,477.47
Other Regulatory Assets - Sub-Account Deferred IFRS Transition Costs	1508	0.00	0.00	0.00
Other Regulatory Assets - Sub-Account - Other	1508	0.00	0.00	0.00
Other Regulatory Assets - Sub-Account - Other	1508	0.00	0.00	0.00
Retail Cost Variance Account - Retail	1518	0.00	0.00	0.00
Retail Cost Variance Account - STR	1548	0.00	0.00	0.00
Misc. Deferred Debits	1525	0.00	0.00	0.00
Renewable Connection Capital Deferral Account	1531	0.00	0.00	0.00
Renewable Connection O&M Deferral Account	1532	0.00	0.00	0.00
Smart Grid Capital Deferral Account	1534	0.00	0.00	0.00
Smart Grid O&M Deferral Account	1535	0.00	0.00	0.00
Smart Meter Capital and Recovery Offset Variance - Sub-Account - Capital	1555	0.00	0.00	0.00
Smart Meter Capital and Recovery Offset Variance - Sub-Account - Recoveries	1555	0.00	0.00	0.00
Smart Meter Capital and Recovery Offset Variance - Sub-Account - Stranded Meter Costs	1555	0.00	0.00	0.00
Smart Meter O&M Variance	1556	0.00	0.00	0.00
Conservation and Demand Management Expenditures and Recoveries	1565	0.00	0.00	0.00
CDM Contra	1566	0.00	0.00	0.00
Qualifying Transition Costs	1570	0.00	0.00	0.00
Pre-Market Opening Energy Variances Total	1571	0.00	0.00	0.00
Extra-Ordinary Event Costs	1572	0.00	0.00	0.00
Deferred Rate Impact Amounts	1574	0.00	0.00	0.00
RSVA - One-time Wholesale Market Service	1582	0.00	0.00	0.00
Other Deferred Credits	2425	0.00	0.00	0.00
Sub-Total - Group 2 Accounts		153,077.13	22,109.00	175,186.13
Disposition and recovery of Regulatory Balances Account	1595	(383,051.45)	(39,941.00)	(422,992.45)
Rate Rider Recovery				
Deferral Variance Recovery May 1, 2009 to December 31, 2009	1595	(56,264.29)	985.60	(55,278.69)
Deferral Variance Recovery Jan 1, 2010 to December 31, 2010	1595	0.00	0.00	0.00
Deferral Variance Recovery Jan 1, 2011 to December 31, 2011	1595	0.00	0.00	0.00
Deferral Variance Recovery Jan 1, 2012 to December 31, 2012	1595	0.00	0.00	0.00
Deferral Variance Recovery Jan 1, 2013 to December 31, 2013	1595	0.00	0.00	0.00
Deferral Variance Recovery Jan 1, 2014 to December 31, 2014	1595	0.00	0.00	0.00
Balance of Disposition and recovery of Regulatory Balances Account	1595	#####	#####	#####



Name of LDC: Innisfil Hydro Distribution Systems Limited
 File Number: EB-2010-0093
 Effective Date: Sunday, May 01, 2011
 Version : 1.0

2010 Board Approved Transfer of 2008 Deferral/Variance accounts to 1595 IRM

Disposition Recovery Sunset Date

April 30, 2011

Account Description	Account Number	Principal Amounts		Interest Amount	Total Balance
		A	B		
Group 1 Accounts					
LV Variance Account	1550	119,047.00		3,060.00	122,107.00
RSVA - Wholesale Market Service Charge	1580	(418,413.00)		(23,489.00)	(441,902.00)
RSVA - Retail Transmission Network Charge	1584	(409,791.00)		(29,753.00)	(439,544.00)
RSVA - Retail Transmission Connection Charge	1586	613,136.00		72,675.00	685,811.00
RSVA - Power (Excluding Global Adjustment)	1588	620,568.00		(4,720.00)	615,848.00
RSVA - Power (Global Adjustment Sub-account) - when not a separate rate rider	1588	0.00		0.00	0.00
Recovery of Regulatory Asset Balances	1590	119,143.00		(125,439.00)	(6,296.00)
Sub-Total - Group 1 Accounts		643,690.00		(107,666.00)	536,024.00
Board ordered disposition of immaterial amounts too small for rate riders					
IRM3 tax sharing z-factor		0.00		0.00	0.00
Disposition and recovery of Regulatory Balances Account	1595	(643,690.00)		107,666.00	(536,024.00)
Rate Rider Recovery					
Deferral Variance Recovery May 1, 2010 to December 31, 2010	1595	0.00		0.00	0.00
Deferral Variance Recovery Jan 1, 2011 to December 31, 2011	1595	0.00		0.00	0.00
Deferral Variance Recovery Jan 1, 2012 to December 31, 2012	1595	0.00		0.00	0.00
Deferral Variance Recovery Jan 1, 2013 to December 31, 2013	1595	0.00		0.00	0.00
Deferral Variance Recovery Jan 1, 2014 to December 31, 2014	1595	0.00		0.00	0.00
Deferral Variance Recovery Jan 1, 2015 to December 31, 2015	1595	0.00		0.00	0.00
Balance of Disposition and recovery of Regulatory Balances Account	1595	(643,690.00)		107,666.00	(536,024.00)
Global Adjustment as a separate Rate Rider					
RSVA - Power (Global Adjustment Sub-account) - when a separate rate rider	1588	107,517.00		17,442.00	124,959.00
Disposition and recovery of Regulatory Balances Account	1595	(107,517.00)		(17,442.00)	(124,959.00)
Rate Rider Recovery					
Deferral Variance Recovery May 1, 2010 to December 31, 2010	1595	0.00		0.00	0.00
Deferral Variance Recovery Jan 1, 2011 to December 31, 2011	1595	0.00		0.00	0.00
Deferral Variance Recovery Jan 1, 2012 to December 31, 2012	1595	0.00		0.00	0.00
Deferral Variance Recovery Jan 1, 2013 to December 31, 2013	1595	0.00		0.00	0.00
Deferral Variance Recovery Jan 1, 2014 to December 31, 2014	1595	0.00		0.00	0.00
Deferral Variance Recovery Jan 1, 2015 to December 31, 2015	1595	0.00		0.00	0.00
Balance of Disposition and recovery of Regulatory Balances Account	1595	(107,517.00)		(17,442.00)	(124,959.00)

Sunset Da

April 30, 2

April 30, 2

April 30, 2

April 30, 2

April 30, 2

Name of LDC: Innisfil Hydro Distribution Systems Limited
File Number: EB-2010-0093
Effective Date: Sunday, May 01, 2011
Version : 1.0

Deferral Variance - Continuity Schedule 2009

Account Description	Account Number	Opening Principal Amounts as of Jan-1-09	Transactions (additions) during 2009, excluding interest and adjustments ¹	Transactions (reductions) during 2009, excluding interest and adjustments ¹	Adjustments during 2009 - instructed by Board ²	Adjustments during 2009 - other ³	Transfer Residual Amount of USoA 1595	Closing Principal Balance as of Dec-31-09	Opening Interest Amounts as of Jan-1-09	Interest Jan-1 to Dec31-09	Transfer of Board-approved 2007 interest amounts to 1595 (2009 COS)	Closing Interest Amounts as of Dec-31-09
LV Variance Account	1550	0		(162,267)				(162,267)	0	3,528		3,528
RSVA - Wholesale Market Service Charge	1580	0		(65,594)				(65,594)	0	(4,771)		(4,771)
RSVA - Retail Transmission Network Charge	1584	0		(103,839)				(103,839)	0	(5,154)		(5,154)
RSVA - Retail Transmission Connection Charge	1586	0		(40,508)				(40,508)	0	6,888		6,888
RSVA - Power (Excluding Global Adjustment)	1588	0		28,713				28,713	0	11,120		11,120
RSVA - Power (Global Adjustment Sub-account)	1588	0		208,797				208,797	0	(2,529)		(2,529)
Recovery of Regulatory Asset Balances	1590	0		(705)				(705)	0	(5,885)		(5,885)
Residual Balance Disposition and recovery of Def/Var Balances Account (2008)	1595	0					0	0	0		0	0
Total		0	0	(135,403)	0	0	0	(135,403)	0	3,197	0	3,197

¹ For RSVA accounts only, report the net additions to the account during the year. For all other accounts, record the additions and reductions separately.

² Provide supporting evidence i.e. Board Decision, CRO Order, etc.

³ Provide supporting statement indicating nature of this adjustments and periods they relate to

⁴ This records the values of amounts removed from Group One accounts in previous proceedings; but does not enter offsets for disposition of 1590, as recovery has not been completed.

Name of LDC: Innisfil Hydro Distribution Systems Limited
File Number: EB-2010-0093
Effective Date: Sunday, May 01, 2011
Version : 1.0


Deferral Variance - Continuity Schedule Final

Account Description	Account Number	Opening Principal Amounts as of Jan-1-10	Adjustments - Please explain	Principal Amounts to be disposed	Opening Interest Amounts as of Jan-1-10	Interest on Board-approved 2008 amounts prior to transfer Jan-1, 2010 to Date of Transfer	Adjustments - Please explain	Projected Interest on Dec 31 -09 balance from Jan 1, 2010 to Dec 31, 2010 ¹	Projected Interest on Dec 31 -09 balance from Jan 1, 2011 to April 30, 2011 ¹	Interest Amounts to be disposed
		A	B	C = A + B	D	E	F	G	H	I = D + E + F + G + H
LV Variance Account	1550	(162,267)		(162,267)	3,528	(1,561)		(1,171)	(475)	322
RSVA - Wholesale Market Service Charge	1580	(65,594)		(65,594)	(4,771)	5,488		(473)	(192)	52
RSVA - Retail Transmission Network Charge	1584	(103,839)		(103,839)	(5,154)	5,374		(749)	(304)	(833)
RSVA - Retail Transmission Connection Charge	1586	(40,508)		(40,508)	6,888	(8,042)		(292)	(119)	(1,565)
RSVA - Power (Excluding Global Adjustment)	1588	28,713		28,713	11,120	(8,139)		207	84	3,272
RSVA - Power (Global Adjustment Sub-account)		208,797		208,797	(2,529)	(1,410)		1,506	611	(1,822)
Recovery of Regulatory Asset Balances	1590	(705)		(705)	(5,885)	(1,562)		(5)	(2)	(7,454)
Residual Balance Disposition and recovery of Def/Var Balances Account (2008)	1595	0		0	0			0	0	0
Total		(135,403)	0	(135,403)	3,197	(9,852)	0	(977)	(396)	(8,028)

Interest projected on December 31, 2009 closing principal balance.

Month	Prescribed Rate	Monthly Interest
Sunday, January 31, 2010	0.55	0.0467
Sunday, February 28, 2010	0.55	0.0422
Wednesday, March 31, 2010	0.55	0.0467
Friday, April 30, 2010	0.55	0.0452
Monday, May 31, 2010	0.55	0.0467
Wednesday, June 30, 2010	0.55	0.0452
Saturday, July 31, 2010	0.89	0.0756
Tuesday, August 31, 2010	0.89	0.0756
Thursday, September 30, 2010	0.89	0.0732
Sunday, October 31, 2010	0.89	0.0756
Tuesday, November 30, 2010	0.89	0.0732
Friday, December 31, 2010	0.89	0.0756
Effective Rate		0.7214

Month	Prescribed Rate	Monthly Interest
Monday, January 31, 2011	0.89	0.0756
Monday, February 28, 2011	0.89	0.0683
Thursday, March 31, 2011	0.89	0.0756
Saturday, April 30, 2011	0.89	0.0732
Effective Rate		0.2926



Name of LDC: Innisfil Hydro Distribution Sy
File Number: EB-2010-0093
Effective Date: Sunday, May 01, 2011
Version : 1.0

Threshold Test

Rate Class	Billed kWh B
Residential	151,622,579
General Service Less Than 50 kW	28,287,573
General Service 50 to 4,999 kW	47,554,569
Sentinel Lighting	121,716
Street Lighting	1,577,160
Unmetered Scattered Load	493,680
	<hr/> <u>229,657,277</u>
Total Claim	(143,431)
Total Claim per kWh	- 0.000625




Name of LDC: Innisfil Hydro Distribution Systems Limited
File Number: EB-2010-0093
Effective Date: Sunday, May 01, 2011
Version : 1.0

Cost Allocation - kWh

Rate Class	Billed kWh	% kWh						Total
			1550	1580	1584	1586	1588 ¹	
Residential	151,622,579	66.0%	(106,918)	(43,272)	(69,106)	(27,777)	21,117	(225,956)
General Service Less Than 50 kW	28,287,573	12.3%	(19,947)	(8,073)	(12,893)	(5,182)	3,940	(42,156)
General Service 50 to 4,999 kW	47,554,569	20.7%	(33,534)	(13,572)	(21,674)	(8,712)	6,623	(70,868)
Sentinel Lighting	121,716	0.1%	(86)	(35)	(55)	(22)	17	(181)
Street Lighting	1,577,160	0.7%	(1,112)	(450)	(719)	(289)	220	(2,350)
Unmetered Scattered Load	493,680	0.2%	(348)	(141)	(225)	(90)	69	(736)
	<u>229,657,277</u>	<u>100.0%</u>	<u>(161,945)</u>	<u>(65,542)</u>	<u>(104,672)</u>	<u>(42,073)</u>	<u>31,985</u>	<u>(342,247)</u>

¹ RSVA - Power (Excluding Global Adjustment)



Name of LDC: Innisfil Hydro Distribution Systems Limited
File Number: EB-2010-0093
Effective Date: Sunday, May 01, 2011
Version : 1.0

Cost Allocation - Non-RPP kWh

Rate Class	Non-RPP kWh	% kWh	1588 ¹
Residential	20,895,715	32.3%	66,765
General Service Less Than 50 kW	4,784,343	7.4%	15,287
General Service 50 to 4,999 kW	37,611,647	58.1%	120,175
Sentinel Lighting	15,138	0.0%	48
Street Lighting	1,432,861	2.2%	4,578
Unmetered Scattered Load	38,044	0.1%	122
	64,777,748	100.0%	206,975

¹ RSVA - Power (Global Adjustment Sub-account)



Name of LDC: Innisfil Hydro Distribution Systems Limited
File Number: EB-2010-0093
Effective Date: Sunday, May 01, 2011
Version : 1.0

Calculation of Deferral Variance Recovery Rate Rider without Global Adjustment

Rate Rider Recovery Period - Years

One

Rate Rider Effective To Date

Monday, April 30, 2012

Rate Class	Vol Metric	Billed		Accounts Allocated by kWh C	Accounts Allocated by Non-RPP kWh D	Account 1590 E	Account 1595 F	Total G = C + D + E + F	Rate Rider kWh H = G / A (kWh) or H = G / B (kW)
		A	B						
Residential	kWh	151,622,579	0	(225,956)	0	(6,405)	0	(232,361)	(0.00153)
General Service Less Than 50 kW	kWh	28,287,573	0	(42,156)	0	(840)	0	(42,996)	(0.00152)
General Service 50 to 4,999 kW	kW	47,554,569	136,122	(70,868)	0	(832)	0	(71,700)	(0.52674)
Sentinel Lighting	kW	121,716	339	(181)	0	(8)	0	(190)	(0.55913)
Street Lighting	kW	1,577,160	4,370	(2,350)	0	(33)	0	(2,383)	(0.54531)
Unmetered Scattered Load	kWh	493,680	0	(736)	0	(41)	0	(777)	(0.00157)
		<u>229,657,277</u>	<u>140,831</u>	<u>(342,247)</u>	<u>0</u>	<u>(8,159)</u>	<u>0</u>	<u>(350,406)</u>	

Enter the above value onto Sheet
 "J2.X DeferralAccount Rate Rider"
 of the 2011 OEB IRM2 Rate Generator
 "J2.X DeferralAccount Rate Rider2"
 of the 2011 OEB IRM3 Rate Generator



Name of LDC: Innisfil Hydro Distribution Systems Limited
File Number: EB-2010-0093
Effective Date: Sunday, May 01, 2011

Calculation of Electricity Component Global Adjustment Rate Rider

Rate Rider Recovery Period - Years

One

Rate Rider Effective To Date

Monday, April 30, 2012

Rate Class	Vol Metric	Non-RPP kWh	Accounts Allocated by Non-RPP kWh	Rate Rider kWh
All Non-RPP Customers	kWh	64,777,748	206,975	0.00320
Enter the above value onto Sheet "XXX" of the 2011 OEB IRM Rate Generator				



Name of LDC: Innisfil Hydro Distribution Systems Limited
File Number: EB-2010-0093
Effective Date: Sunday, May 01, 2011
Version : 1.0

Request for Clearance of Deferral and Variance Accounts

Account Description	Account Number	Principal Amounts	Interest Amounts	Total Claim
		A	B	C = A + B
LV Variance Account	1550	162,267	(322)	161,945
RSVA - Wholesale Market Service Charge	1580	65,594	(52)	65,542
RSVA - Retail Transmission Network Charge	1584	103,839	833	104,672
RSVA - Retail Transmission Connection Charge	1586	40,508	1,565	42,073
RSVA - Power (Excluding Global Adjustment)	1588	(28,713)	(3,272)	(31,985)
RSVA - Power (Global Adjustment Sub-account)	1588	(208,797)	1,822	(206,975)
Recovery of Regulatory Asset Balances	1590	705	7,454	8,159
Balance of Disposition and recovery of Regulatory Balances Account (2008)	1595	0	0	0
Disposition and recovery of Regulatory Balances Account	1595	(135,403)	(8,028)	(143,431)
Total		0	0	0



Name of LDC: Innisfil Hydro Distribution Systems Limited
File Number: IRM3
Effective Date: Sunday, May 01, 2011
Version : 1.0

LDC Information

Applicant Name	Innisfil Hydro Distribution Systems Limited
OEB Application Number	IRM3
LDC Licence Number	ED-2002-0520
Applied for Effective Date	May 1, 2011
Last COS Re-based Year	2009
Last COS OEB Application Number	EB-2008-0233



Name of LDC: Innisfil Hydro Distribution Systems Limited
File Number: IRM3
Effective Date: Sunday, May 01, 2011
Version : 1.0

Table of Contents

Sheet Name

[A1.1 LDC Information](#)

[A2.1 Table of Contents](#)

[B1.1 Re-Based Bill Det & Rates](#)

[B1.3 Re-Based Rev From Rates](#)

[F1.1 Z-Factor Tax Changes](#)

[F1.3 Calc Tax Chg RRider Var](#)

Purpose of Sheet

Enter LDC Data

Table of Contents

Set Up Rate Classes and enter Re-Based Billing Determinants and Tariff Rates

Calculated Re-Based Revenue From Rates

Sharing formula for Tax changes - this is very preliminary

Option B - Calculation of Tax Sharing Rate Rider - Volumetric Allocation



Name of LDC: Innisfil Hydro Distribution Systems Limited
File Number: IRM3
Effective Date: Sunday, May 01, 2011
Version : 1.0

Rate Class and Re-Based Billing Determinants & Rates

				2009					
				EB-2008-0233					
Rate Group	Rate Class	Fixed Metric	Vol Metric	Re-based Billed	Re-based	Re-based	Rate ReBal	Rate ReBal Base	Rate ReBal Base
				Customers or	Billed kWh	Billed kW	Base Service	Distribution	Distribution
				A	B	C	D	E	F
RES	Residential	Customer	kWh	13,512	155,528,870		19.02	0.0186	
GSLT50	General Service Less Than 50 kW	Customer	kWh	827	31,359,068		30.88	0.0085	
GSGT50	General Service 50 to 4,999 kW	Customer	kW	72	40,258,708	116,345	337.89		2.9438
Sen	Sentinel Lighting	Connection	kW	193	123,512	344	6.01		34.4296
SL	Street Lighting	Connection	kW	2,810	1,652,371	4,924	4.17		36.9143
USL	Unmetered Scattered Load	Connection	kWh	85	562,039		23.26	0.0392	
NA	Rate Class 7	NA	NA						
NA	Rate Class 8	NA	NA						
NA	Rate Class 9	NA	NA						
NA	Rate Class 10	NA	NA						
NA	Rate Class 11	NA	NA						
NA	Rate Class 12	NA	NA						
NA	Rate Class 13	NA	NA						
NA	Rate Class 14	NA	NA						
NA	Rate Class 15	NA	NA						
NA	Rate Class 16	NA	NA						
NA	Rate Class 17	NA	NA						
NA	Rate Class 18	NA	NA						
NA	Rate Class 19	NA	NA						
NA	Rate Class 20	NA	NA						
NA	Rate Class 21	NA	NA						
NA	Rate Class 22	NA	NA						
NA	Rate Class 23	NA	NA						
NA	Rate Class 24	NA	NA						
NA	Rate Class 25	NA	NA						



Name of LDC: Innisfil Hydro Distribution Systems Limited
File Number: IRM3
Effective Date: Sunday, May 01, 2011
Version : 1.0

Calculated Re-Based Revenue From Rates

Last COS Re-based Year **2009**

Last COS OEB Application Number **EB-2008-0233**

Rate Class	Re-based Billed Customers or Connections	Re-based Billed kWh	Re-based Billed kW	Rate ReBal Base Service Charge	Rate ReBal Base Distribution Volumetric Rate kWh	Rate ReBal Base Distribution Volumetric Rate kW	Service Charge Revenue	Distribution Volumetric Rate Revenue kWh	Distribution Volumetric Rate Revenue kW	Revenue Requirement from Rates
	A	B	C	D	E	F	G = A * D * 12	H = B * E	I = C * F	J = G + H + I
Residential	13,512	155,528,870	0	19.02	0.0186	0.0000	3,083,979	2,892,837	0	5,976,816
General Service Less Than 50 kW	827	31,359,068	0	30.88	0.0085	0.0000	306,453	266,552	0	573,005
General Service 50 to 4,999 kW	72	40,258,708	116,345	337.89	0.0000	2.9438	291,937	0	342,496	634,433
Sentinel Lighting	193	123,512	344	6.01	0.0000	34.4296	13,919	0	11,844	25,763
Street Lighting	2,810	1,652,371	4,924	4.17	0.0000	36.9143	140,612	0	181,766	322,378
Unmetered Scattered Load	85	562,039	0	23.26	0.0392	0.0000	23,725	22,032	0	45,757
							3,860,626	3,181,421	536,106	7,578,153



Name of LDC: Innisfil Hydro Distribution Systems Limited
File Number: IRM3
Effective Date: Sunday, May 01, 2011
Version : 1.0

Z-Factor Tax Changes

Summary - Sharing of Tax Change Forecast Amounts

1. Tax Related Amounts Forecast from Capital Tax Rate Changes

	2009	2010	2011	2012
Taxable Capital	\$24,516,277	\$24,516,277	\$24,516,277	\$24,516,277
Deduction from taxable capital up to \$15,000,000	\$15,000,000	\$15,000,000	\$15,000,000	\$15,000,000
Net Taxable Capital	\$ 9,516,277	\$ 9,516,277	\$ 9,516,277	\$ 9,516,277
Rate	0.225%	0.150%	0.000%	0.000%
Ontario Capital Tax (Deductible, not grossed-up)	<u>\$ 21,412</u>	<u>\$ 7,079</u>	<u>\$ -</u>	<u>\$ -</u>

2. Tax Related Amounts Forecast from Income Tax Rate Changes

	2009	2010	2011	2012
Regulatory Taxable Income	\$ 990,403	\$ 990,403	\$ 990,403	\$ 990,403
Corporate Tax Rate	30.81%	28.01%	24.59%	22.84%
Tax Impact	\$ 305,175	\$ 277,367	\$ 243,519	\$ 226,221
Grossed-up Tax Amount	<u>\$ 441,089</u>	<u>\$ 385,261</u>	<u>\$ 322,918</u>	<u>\$ 293,189</u>

Tax Related Amounts Forecast from Capital Tax Rate Changes	\$ 21,412	\$ 7,079	\$ -	\$ -
Tax Related Amounts Forecast from Income Tax Rate Changes	\$ 441,089	\$ 385,261	\$ 322,918	\$ 293,189
Total Tax Related Amounts	<u>\$ 462,500</u>	<u>\$ 392,339</u>	<u>\$ 322,918</u>	<u>\$ 293,189</u>
Incremental Tax Savings		-\$ 70,161	-\$ 139,583	-\$ 169,311
Sharing of Tax Savings (50%)		-\$ 35,081	-\$ 69,791	-\$ 84,656



Name of LDC: Innisfil Hydro Distribution Systems Limited
File Number: IRM3
Effective Date: Sunday, May 01, 2011
Version : 1.0

Calculate Tax Change Rate Rider Volumetric

Rate Class	Total Revenue \$ by Rate Class A	Total Revenue % by Rate Class B = A / \$H	Total Z-Factor Tax Change\$ by Rate Class C = \$I * B	Billed kWh D	Billed kW E	Distribution Volumetric Rate kWh Rate Rider F = C / D	Distribution Volumetric Rate kW Rate Rider G = C / E
Residential	\$5,976,815.8620	78.87%	-\$55,044	155,528,870	0	-\$0.0004	
General Service Less Than 50 kW	\$573,005	7.56%	-\$5,277	31,359,068	0	-\$0.0002	
General Service 50 to 4,999 kW	\$634,433	8.37%	-\$5,843	40,258,708	116,345		-\$0.0502
Sentinel Lighting	\$25,763	0.34%	-\$237	123,512	344		-\$0.6897
Street Lighting	\$322,378	4.25%	-\$2,969	1,652,371	4,924		-\$0.6030
Unmetered Scattered Load	\$45,757	0.60%	-\$421	562,039	0	-\$0.0007	
	\$7,578,153 H	100.00%	-\$69,791 I				

Enter the above value onto Sheet "J2.7 Tax Change Rate Rider" of the 2011 IRM3 Rate Generator.



Name of LDC: Innisfil Hydro Distribution Systems Limited
File Number: IRM3
Effective Date: Sunday, May 01, 2011
Version : 1.0

LDC Information

Applicant Name	Innisfil Hydro Distribution Systems Limited
OEB Application Number	IRM3
LDC Licence Number	ED-2002-0520
Applied for Effective Date	May 1, 2011
Last COS Re-based Year	2009
Last COS OEB Application Number	EB-2008-0233



Name of LDC: Innisfil Hydro Distribution Systems Limited
File Number: IRM3
Effective Date: Sunday, May 01, 2011
Version : 1.0

Table of Contents

Sheet Name	Purpose of Sheet
A1.1 LDC Information	Enter LDC Data
A2.1 Table of Contents	Table of Contents
B1.1 Re-Based Bill Det & Rates	Set Up Rate Classes and enter Re-Based Billing Determinants and Current Tariff Rates
B1.2 Removal of Rate Adders	Removal of Rate Adders
B1.3 Re-Based Rev From Rates	Calculated Current Revenue From Rates
C1.1 Decision Cost Revenue Adj	Decision - Cost Revenue Adjustments by Rate Class
C1.2 Revenue Offsets Allocation	Revenue Offsets Allocation
C1.3 Transformer Allowance	Transformer Allowance
C1.4 R.C Ratio Revenue	Revenue / Cost Ratio Revenue
C1.5 Proposed R.C Ratio Adj	Proposed Revenue / Cost Ratio Adjustment
C1.6 Proposed Revenue	Proposed Revenue from Revenue / Cost Ratio Adjustment
C1.7 Proposed F.V Rev Alloc	Proposed Fixed Variable Revenue Allocation
C1.8 Proposed F.V Rates	Proposed Fixed and Variable Rates
C1.9 Adjust To Proposed Rates	Adjustment required to Proposed Rates



Name of LDC: Innisfil Hydro Distribution Systems Limited
File Number: IRM3
Effective Date: Sunday, May 01, 2011
Version : 1.0

Rate Class Selection, Re-Based Billing Determinants & Current Tariff Rates

The purpose of this sheet is to set up the rate classes, enter the re-based billing determinants from your last cost of service application and enter the current service charge and volumetric distribution rates as found on your May 1, 2010 (or subsequent) Tariff of rates and charges.

Last COS Re-based Year				2009						
Last COS OEB Application Number				EB-2008-0233						
Rate Group	Rate Class	Fixed Metric	Vol Metric	Re-based Billed			Current Tariff Service Charge D	Current Tariff Distribution		
				Customers or Connections A	Re-based Billed kWh B	Re-based Billed kW C		Volumetric Rate kWh E	Volumetric Rate kW F	
RES	Residential	Customer	kWh	13,512	155,528,870		19.02	0.0186		
GSLT50	General Service Less Than 50 kW	Customer	kWh	827	31,359,068		30.88	0.0092		
GSGT50	General Service 50 to 4,999 kW	Customer	kW	72	40,258,708	116,345	337.89		3.1351	
Sen	Sentinel Lighting	Connection	kW	193	123,512	344	6.01		27.3557	
SL	Street Lighting	Connection	kW	2,810	1,652,371	4,924	4.17		28.8659	
USL	Unmetered Scattered Load	Connection	kWh	85	562,039		23.26	0.0392		
NA	Rate Class 7	NA	NA							
NA	Rate Class 8	NA	NA							
NA	Rate Class 9	NA	NA							
NA	Rate Class 10	NA	NA							
NA	Rate Class 11	NA	NA							
NA	Rate Class 12	NA	NA							
NA	Rate Class 13	NA	NA							
NA	Rate Class 14	NA	NA							
NA	Rate Class 15	NA	NA							
NA	Rate Class 16	NA	NA							
NA	Rate Class 17	NA	NA							
NA	Rate Class 18	NA	NA							
NA	Rate Class 19	NA	NA							
NA	Rate Class 20	NA	NA							
NA	Rate Class 21	NA	NA							
NA	Rate Class 22	NA	NA							
NA	Rate Class 23	NA	NA							
NA	Rate Class 24	NA	NA							
NA	Rate Class 25	NA	NA							



Name of LDC: Innisfil Hydro Distribution Systems Limited
File Number: IRM3
Effective Date: Sunday, May 01, 2011
Version : 1.0

Removal of Rate Adders

The purpose of this sheet is to remove from current tariff rates any rate adders included in rates. Most applicants will not require input on this sheet

Last COS Re-based Year 2009

Last COS OEB Application Number EB-2008-0233

Rate Class	Current Tariff	Current Tariff	Current Tariff	Service	Distribution	Distribution
	Charge	Volumetric Rate kWh	Volumetric Rate kW	Charge Rate Adders	Volumetric kWh Rate Adders	Volumetric kW Rate Adders
	A	B	C	D	E	F
Residential	19.02	0.0186	0.0000	0.00	0.0000	0.0000
General Service Less Than 50 kW	30.88	0.0092	0.0000	0.00	0.0000	0.0000
General Service 50 to 4,999 kW	337.89	0.0000	3.1351	0.00	0.0000	0.0000
Sentinel Lighting	6.01	0.0000	27.3557	0.00	0.0000	0.0000
Street Lighting	4.17	0.0000	28.8659	0.00	0.0000	0.0000
Unmetered Scattered Load	23.26	0.0392	0.0000	0.00	0.0000	0.0000



Name of LDC: Innisfil Hydro Distribution Systems Limited
File Number: IRM3
Effective Date: Sunday, May 01, 2011
Version : 1.0

Calculated Current Revenue From Rates

The purpose of this sheet is to calculate current revenue from rate classes

Last COS Re-based Year 2009
Last COS OEB Application Number EB-2008-0233

Rate Class	Re-based Billed Customers or Connections		Re-based Billed kWh	Re-based Billed kW	Current Base Service Charge	Current Base Distribution Volumetric Rate kWh	Current Base Distribution Volumetric Rate kW	Service Charge Revenue *12	Distribution Volumetric Rate Revenue kWh H = B * E	Distribution Volumetric Rate Revenue kW I = C * F	Revenue Requirement from Rates I
	A	B	B	C	D	E	F				
Residential	13,512	155,528,870		0	19.02	0.0186	0.0000	3,083,979	2,892,837	0	5,976,816
General Service Less Than 50 kW	827	31,359,068		0	30.88	0.0092	0.0000	306,453	288,503	0	594,957
General Service 50 to 4,999 kW	72	40,258,708	116,345		337.89	0.0000	3.1351	291,937	0	364,753	656,690
Sentinel Lighting	193	123,512		344	6.01	0.0000	27.3557	13,919	0	9,410	23,330
Street Lighting	2,810	1,652,371		4,924	4.17	0.0000	28.8659	140,612	0	142,136	282,748
Unmetered Scattered Load	85	562,039		0	23.26	0.0392	0.0000	23,725	22,032	0	45,757
								3,860,626	3,203,372	516,299	7,580,297



Name of LDC: Innisfil Hydro Distribution Systems Limited
File Number: IRM3
Effective Date: Sunday, May 01, 2011
Version : 1.0

Revenue Offsets Allocation

The purpose of this sheet is to allocate the Revenue Offsets (miscellaneous revenue) found in the last COS to the various rate classes in proportion to the allocation from the Cost Allocation informational filing.

Rate Class	Informational Filing		Allocated Revenue Offsets
	Revenue Offsets A	Percentage Split C= A / B	
			E = D * C
Residential	359,266	81.86%	393,973
General Service Less Than 50 kW	41,635	9.49%	45,657
General Service 50 to 4,999 kW	19,415	4.42%	21,291
Sentinel Lighting	731	0.17%	802
Street Lighting	5,760	1.31%	6,316
Unmetered Scattered Load	12,054	2.75%	13,218
	438,861	100.00%	481,257
	B		D

Enter revenue offsets as found in Cell F47 on sheet "C1.2 Revenue Offsets Allocation" of the 2010 IRM3 Supplemental Filing Module or from 2010 COS RRWF



Name of LDC: Innisfil Hydro Distribution Systems Limited
File Number: IRM3
Effective Date: Sunday, May 01, 2011
Version : 1.0

Transformer Allowance

The purpose of this sheet is to remove the transformer allowance from volumetric rates. Under Transformer Allowance in Rates select "Yes" if included in that rate class or "No" if not included. Once selected apply the update button to reveal input cells in which you can input the number of kW's and the transformer rate for each rate class.

Rate Class	Transformer Allowance In Rate	Transformer Allowance A	Transformer Allowance kW's C	Transformer Allowance Rate E	Volumetric Distribution Rate F	Billed kW's G	Adjusted Volumetric Distribution Rate I=(F*(G-C)+(F-E)*C)/G
Residential		-	-	-	-	-	-
General Service Less Than 50 kW		-	-	-	-	-	-
General Service 50 to 4,999 kW	Yes	10,284	17,140	0.6000	3.1351	116,345	3.0467
Sentinel Lighting		0	0	0.0000	0.0000	0	0.0000
Street Lighting		-	-	-	-	-	-
Unmetered Scattered Load		-	-	-	-	-	-
			17,140			116,345	
		B	D			H	
		10,284					

Enter Transformer Allowance as found in Cell E47 on sheet "C1.3 Transformer Allowance" of the 2010 IRM3 Supplemental Filing Module or from 2010 COS RRWF



Name of LDC: Innisfil Hydro Distribution Systems Limited
File Number: IRM3
Effective Date: Sunday, May 01, 2011
Version : 1.0

Revenue / Cost Ratio Revenue

The purpose of this sheet is to calculate revenue by rate class that includes Revenue Offsets and excludes Transformer Allowance prior to Revenue Cost Ratio Adjustment re-allocation.

Rate Class	Billed Customers or Connections		Billed kWh Billed kW		Base Service Charge D	Base Distribution Volumetric Rate kWh E	Base Distribution Volumetric Rate kW F	Service Charge G = A * D * 12	Distribution Volumetric Rate kWh H = B * E	Distribution Volumetric Rate kW I = C * F	Revenue Requirement from Rates J = G + H + I
	A	B	C								
Residential	13,512	155,528,870	0	0	19.02	0.0186	0.0000	3,083,979	2,892,837	0	5,976,816
General Service Less Than 50 kW	827	31,359,068	0	0	30.88	0.0092	0.0000	306,453	288,503	0	594,957
General Service 50 to 4,999 kW	72	40,258,708	116,345	0	337.89	0.0000	3.0467	291,937	0	354,469	646,406
Sentinel Lighting	193	123,512	344	0	6.01	0.0000	27.3557	13,919	0	9,410	23,330
Street Lighting	2,810	1,652,371	4,924	0	4.17	0.0000	28.8659	140,612	0	142,136	282,748
Unmetered Scattered Load	85	562,039	0	0	23.26	0.0392	0.0000	23,725	22,032	0	45,757
								3,860,626	3,203,372	506,015	7,570,013




Name of LDC: Innisfil Hydro Distribution Systems Limited
File Number: IRM3
Effective Date: Sunday, May 01, 2011
Version : 1.0

Proposed Revenue / Cost Ratio Adjustment

Rate Class	Adjusted Revenue	Current Revenue	Re-Allocated Cost	Proposed	Final Adjusted	Dollar Change	Percentage Change
	A	Cost Ratio		Ratio	Revenue		
	A	B	C = A / B	D	E = C * D	F = E - C	G = (E / C) - 1
Residential	\$ 6,370,789	1.01	\$ 6,307,712	1.01	\$ 6,370,789	-\$ 0	0.0%
General Service Less Than 50 kW	\$ 640,614	1.09	\$ 587,719	1.01	\$ 595,818	-\$ 44,796	-7.0%
General Service 50 to 4,999 kW	\$ 667,697	1.27	\$ 525,745	1.19	\$ 627,624	-\$ 40,072	-6.0%
Sentinel Lighting	\$ 24,131	0.56	\$ 43,091	0.70	\$ 30,164	\$ 6,033	25.0%
Street Lighting	\$ 289,065	0.55	\$ 525,572	0.70	\$ 367,900	\$ 78,836	27.3%
Unmetered Scattered Load	\$ 58,976	0.80	\$ 73,720	0.80	\$ 58,976	\$ 0	0.0%
	<u>\$ 8,051,270</u>		<u>\$ 8,063,559</u>		<u>\$ 8,051,270</u>	<u>\$ 0</u>	<u>0.0%</u>

Out of Balance - **0**

Final ? **Yes**



Name of LDC: Innisfil Hydro Distribution Systems Limited
File Number: IRM3
Effective Date: Sunday, May 01, 2011
Version : 1.0

Proposed Revenue from Revenue / Cost Ratio Adjustment

Rate Class	Adjusted	Allocated Re-	Revenue	Re-based	Revenue
	Revenue By Revenue Cost Ratio A	Based Revenue Offsets B	Requirement from Rates Before Transformer Allowance C = A - B	Transformer Allowance D	Requirement from Rates E = C + D
Residential	\$ 6,370,789	\$ 393,973	\$ 5,976,816	\$ -	\$ 5,976,816
General Service Less Than 50 kW	\$ 595,818	\$ 45,657	\$ 550,160	\$ -	\$ 550,160
General Service 50 to 4,999 kW	\$ 627,624	\$ 21,291	\$ 606,334	\$ 10,284	\$ 616,618
Sentinel Lighting	\$ 30,164	\$ 802	\$ 29,362	\$ -	\$ 29,362
Street Lighting	\$ 367,900	\$ 6,316	\$ 361,584	\$ -	\$ 361,584
Unmetered Scattered Load	\$ 58,976	\$ 13,218	\$ 45,757	\$ -	\$ 45,757
	\$ 8,051,270	\$ 481,257	\$ 7,570,013	\$ 10,284	\$ 7,580,297



Name of LDC: Innisfil Hydro Distribution Systems Limited
File Number: IRM3
Effective Date: Sunday, May 01, 2011
Version : 1.0

Proposed Fixed Variable Revenue Allocation

Rate Class	Revenue Requirement from Rates A	Distribution Volumetric		Distribution Volumetric		Distribution Volumetric		Distribution Volumetric		Revenue Requirement from Rates by Rate Class H = E + F + G
		Service Charge % Revenue B	Rate % Revenue kWh C	Rate % Revenue kW D	Service Charge Revenue E = A * B	Rate Revenue kWh F = A * C	Rate Revenue kW G = A * D			
Residential	\$ 5,976,816	51.6%	48.4%	0.0%	\$ 3,083,979	\$ 2,892,837	\$ -	\$ 5,976,816		
General Service Less Than 50 kW	\$ 550,160	51.5%	48.5%	0.0%	\$ 283,379	\$ 266,781	\$ -	\$ 550,160		
General Service 50 to 4,999 kW	\$ 616,618	44.5%	0.0%	55.5%	\$ 274,122	\$ -	\$ 342,495	\$ 616,618		
Sentinel Lighting	\$ 29,362	59.7%	0.0%	40.3%	\$ 17,519	\$ -	\$ 11,844	\$ 29,362		
Street Lighting	\$ 361,584	49.7%	0.0%	50.3%	\$ 179,818	\$ -	\$ 181,766	\$ 361,584		
Unmetered Scattered Load	\$ 45,757	51.9%	48.1%	0.0%	\$ 23,725	\$ 22,032	\$ -	\$ 45,757		
	<u>\$ 7,580,297</u>				<u>\$ 3,862,542</u>	<u>\$ 3,181,650</u>	<u>\$ 536,105</u>	<u>\$ 7,580,297</u>		



Name of LDC: Innisfil Hydro Distribution Systems Limited
File Number: IRM3
Effective Date: Sunday, May 01, 2011
Version : 1.0

Proposed Fixed and Variable Rates

Rate Class	Service Charge	Distribution Volumetric	Distribution Volumetric	Re-based Billed			Proposed Base	Proposed Base	Proposed Base
	Revenue	Rate Revenue kWh	Rate Revenue kW	Customers or Connections	Re-based Billed kWh	Re-based Billed kW	Service Charge	Distribution Volumetric Rate kWh	Distribution Volumetric Rate kW
	A	B	C	D	E	F	G = A / D / 12	H = B / E	I = C / F
Residential	\$ 3,083,979	\$ 2,892,837	\$ -	13,512	155,528,870	0	19.02	0.0186	-
General Service Less Than 50 kW	\$ 283,379	\$ 266,781	\$ -	827	31,359,068	0	28.55	0.0085	-
General Service 50 to 4,999 kW	\$ 274,122	\$ -	\$ 342,495	72	40,258,708	116,345	317.27	-	2.9438
Sentinel Lighting	\$ 17,519	\$ -	\$ 11,844	193	123,512	344	7.56	-	34.4296
Street Lighting	\$ 179,818	\$ -	\$ 181,766	2,810	1,652,371	4,924	5.33	-	36.9143
Unmetered Scattered Load	\$ 23,725	\$ 22,032	\$ -	85	562,039	0	23.26	0.0392	-



Name of LDC: Innisfil Hydro Distribution Systems Limited
File Number: IRM3
Effective Date: Sunday, May 01, 2011
Version : 1.0

Adjustment required to Proposed Rates

Rate Class	Proposed Base			Current Base			Adjustment Required Base Service Charge G = A - D	Adjustment Required Base Distribution Volumetric Rate kWh H = B - E	Adjustment Required Base Distribution Volumetric Rate kW I = C - F
	Proposed Base Service Charge A	Distribution Volumetric Rate kWh B	Distribution Volumetric Rate kW C	Current Base Service Charge D	Distribution Volumetric Rate kWh E	Distribution Volumetric Rate kW F			
Residential	\$ 19.02	\$ 0.0186	\$ -	\$ 19.02	\$ 0.0186	\$ -	\$ -	\$ -	\$ -
General Service Less Than 50 kW	\$ 28.55	\$ 0.0085	\$ -	\$ 30.88	\$ 0.0092	\$ -	-\$ 2.33	-\$ 0.0007	\$ -
General Service 50 to 4,999 kW	\$ 317.27	\$ -	\$ 2.9438	\$ 337.89	\$ -	\$ 3.1351	-\$ 20.62	\$ -	-\$ 0.1913
Sentinel Lighting	\$ 7.56	\$ -	\$ 34.4296	\$ 6.01	\$ -	\$ 27.3557	\$ 1.55	\$ -	\$ 7.0739
Street Lighting	\$ 5.33	\$ -	\$ 36.9143	\$ 4.17	\$ -	\$ 28.8659	\$ 1.16	\$ -	\$ 8.0484
Unmetered Scattered Load	\$ 23.26	\$ 0.0392	\$ -	\$ 23.26	\$ 0.0392	\$ -	\$ -	\$ -	\$ -

Enter the above values onto Sheet
 "D1.X Revenue Cost Ratio Adj"
 of the 2011 OEB IRM3 Rate Generator.